



Progress of Large Scale Development Projects and Programmes
as at 30th September 2018

Department of Project Management and Monitoring
Ministry of Youth Affairs, Project Management and Southern Development

Progress of Large Scale Development Projects and Programmes as at 30th September, 2018

This report contains progress of large scale development projects and programmes implemented by 41 line ministries (No Large Scale Development Projects in 3 line Ministries) using the financial and physical targets agreed by the Project Directors at the beginning of the financial year and actual progress as at 30th September 2018.

With the accelerated development efforts, in 2018 approximately 1387 development projects and programmes are being implemented in island wide and **492 out of 1387** are large scale investments (i.e. the total cost of each investment are equal or above Rs.500 million). These large scale investments include 440 Capital Budget projects and 52 off Budget projects.

These investments comprise 432 on-going projects and 60 annual programmes. (See *Table 1*)

TEC Rs, Mn	Funding source	Project	Annual Programme	Total
500-3000	Foreign	37	04	41
	Local	161	41	202
3000 - 5000	Foreign	18	00	18
	Local	28	03	31
>5000	Foreign	130	00	130
	Local	58	12	70
Total		432	60	492

Table 1

Approximately, 38% of these projects and programmes are implemented under the foreign financing and physical activities of 37 projects are already completed, but included in the Budget Estimates-2018 with financial allocations, only for the financial closure. (please see the projects marked in Pink colour in the annex iv)

Among these large scale projects, the Ministry of City Planning & Water Supply implements the most (63) followed by the Ministry of Health, Nutrition & Indigenous Medicine (47) and Ministry of Highways & Road Development (39). The number of projects under the perview of each line Ministry is listed in **annex i**.

Financial Performance

Total financial allocation for the implementation of these 492 development projects and programmes in 2018 is approximately Rs. 747 billion. By the end of 3rd quarter, it was targeted to spend around Rs. 525 billion for the implementation of these projects. However, statistics indicated that overall actual expenditure as at the end of particular period was Rs. 353billion, which is a 67 percent of the 3rd quarter target.

Financial progress of the 1 st Quarter (%)	No. of Projects
0-25	157
26-50	67
51-75	69
76-99	80
100 and >100	119

Table 2

Accordingly, overall financial progress against the annual financial allocation of the development projects and programmes is recorded as 47 percent (annex i). The value of bills in hand was around 61,712 million in 25 out of 41 ministries (annex ii).

As per the expenditure records given by the line ministries, it has been noted that 199 projects (40 percent of total projects) have achieved over 75 percent of their quarterly financial targets. This includes the 119 projects that have exceeded the financial targets of the quarter (equal or more than 100%). However, progress of the considerable number of projects (224 out of 492) is below the 50% of the agreed quarterly targets. (See Table 2)

It is noted that inadequate financial allocations/imprest was caused for the low financial performance of some projects.

Physical Performance

As at the end of 3rd quarter 2018, 114 projects have physically completed their activities. In addition, 113 projects (22.96 percent of total projects) have also achieved 75 percent of their agreed quarterly targets. However, it is noted that 108 projects have achieved only 25% of the agreed 3rd quarter targets. Number of projects and programmes based on their actual performance against the expected achievement as at the end of 3rd quarter 2018, is as follows;

Level of achievement against the target (%)	No. of Projects
0-25	108
26-50	59
51-75	98
76-99	113
100 and >100	114

Table 3

Our study shows that there are several reasons which were identified for the low financial and physical progress of projects and programmes such as delay in approvals, administration and management issues, scope changes, poor performance of the contractors, procurement delay, Land Acquisition issue etc...

(Please see annex iii)

Based on the current status, these development projects and programmes have categorized as follows. (See Table 4 and annex iv)







Current status	Projects #	Color Code
Implementation on schedule	209	
Slightly behind schedule and delay can be recovered	147	
Behind the schedule and intervention of other parties is needed to recover	44	
Physically completed but Allocations are included in the budget estimate 2018	37	
Preliminary Stage (Still in Design, Procurement stages)	52	
Halted	03	

Table 4












Progress of Large Scale Projects as per the end of 3rd Quarter 2018 (Budget Figures)

Annex i

S.N	Project Name	Basic information					Financial Progress (Rs.Mn)					Physical Progress				Issue No/s (Refer Summary 2)	Status (G/A/R/P/LB/B)
		Location	Funding Agency	Project Cost (Rs.Mn)	Commencement Date	Completion Date	Allocation 2018	Financial Target up to Q3	Expenditure up to Q3	Bills in hand (Q3)	Cumulative Expenditure up to Q3	2018		Overall (%)			
												Target up to Q3	Achievement up to Q3	Target	Achievement		
Ministry of Agriculture																	
1	Fertilizer Subsidy Programme	Island Wide	GOSL	35,500.00	Jan. 2018	Dec. 2018	32,500	24,000	16,932	-	16,932	75	62	75	62		
2	Special Programme for Ensuring Food Security	Island Wide	GOSL	1,500.00	Jan. 2018	Dec. 2018	931.84	681.56	78.18	23.75	78.18	65	55	65	55		
3	Agriculture Sector Modernization Project	Northern, Eastern North Central, Central & Uva	International Development Agency (World Bank)	9,374.37	Oct- 2016	Dec. 2021	720	456.6	132.85	-	188.78	9	9	12	11		
4	Introduction of Contributory Insurance Scheme for farmers -	Island Wide	GOSL	2,200.00	Jan. 2018	Dec-18	2,200	2,200	438	1,762	438	60	60	60	60		
5	Development of Minor Irrigation Systems and Abandoned Paddy Lands	Island Wide	GOSL	1,500.00	Jan. 2018	Dec-18	1500	989	42.6	40.8	40.8	75	40	75	40	8	
6	Restoration, Rehabilitation & de-silting of 1500 small tanks	Island Wide	GOSL	1,000.00	Jan. 2018	Dec-18	1000	950	26.24	-	26.24	70	40	70	40	8	
Ministry of Buddhasana																	
7	Viddyalankara International Buddhist Centre - Kelaniya(Stage V)	Kelaniya	GOSL	1,350.00	2005	June-18	25.00	100.00	100.00	-	1,267.00	3.00	3.00	99	99		
Ministry of City Planning and Water Supply																	
8	Dry Zone Urban Water and Sanitation Project	Chilaw, Puttalam, Vavuniya, Mannar	ADB/ GOSL(L&G)	17,196.39	June-2009	Dec-2018	664.45	798.89	798.90	-	16447.14	4.91	3.75	99	97		
9	Greater Dambulla Water Supply Scheme - Stage I	Dambulla, Galewela, Palagala, Palugaswewa, Kekirawa	EXIM Bank (L), People's Bank (L), GOSL	9,593.00	March-2012	March-2018	777.20	1810.43	1810.44	-	11214.70	-	-	100	100		
10	Colombo Water Supply Service Improvement Project 01	Colombo City	ADB / GOSL	14,560.00	June-2013	June-2019	1695.42	1358.44	1358.44	-	8805.99	16.08	12.13	68.54	50	1	
11	Colombo Water Supply Service Improvement Project 02	Colombo City	ADB / GOSL	13,923.00	June-2014	June-2019	925.00	1061.74	1061.74	-	4128.40	8.60	12.49	12.70	18	6	
12	Ambatale Water Supply Systems Improvement & Energy Saving aspects in water production and transmission	Ambatale, Colombo	AFD/GOSL	13,000.00	Sep-2014	Dec-2019	1781.64	797.93	793.93	440.99	1510.04	13.39	2.79	32.95	10.49	5.6	
13	Kolonna & Balangoda Water Supply Project	Kolonna & Balangoda	Belgium & GOSL (L)	4,988.00	Mar.2012	Sep. 2015	73.52	56.01	56.00	10.26	4754.39	4.00	3.20	100	99.2	-	
14	Anuradhapura North Water Supply Project Phase 1	Madawachchiya, Rambewa & part of Mihinthale DS Divisions	JICA / GOSL (L)	10,247.00	Mar. 2013	Dec-2020	833.49	1552.73	1552.73	-	2437.65	26.25	5.62	38	17.85	11	
15	Rehabilitation of Labugama & Kalatuwawa Water Treatment Plant Project	Labugama & Kalatuwawa	Hungary & GOSL (L)	7,302.00	Sep 2013	Feb 2017	8.49	12.85	12.85	-	5951.96	-	-	100	100	-	
16	Monaragala-Buttala Integrated Water Supply Project	Monaragala-Buttala	Loan from Belgium Government	5,515.00	Dec 2014	June 2018	181.17	139.83	139.83	32.04	4008.48	6.00	3.20	100	98	-	

S.N	Project Name	Basic information					Financial Progress (Rs.Mn)					Physical Progress				Issue No/s (Refer Summary 2)	Status (G/A/R/P/LB/B)
		Location	Funding Agency	Project Cost (Rs.Mn)	Commencement Date	Completion Date	Allocation 2018	Financial Target up to Q3	Expenditure up to Q3	Bills in hand (Q3)	Cumulative Expenditure up to Q3	2018		Overall (%)			
												Target up to Q3	Achievement up to Q3	Target	Achievement		
17	Greater Rathnapura Water Supply Project(Distribution)	Rathnapura	GOSL	4,204.63	July 2013	Dec 2016	26.40	21.75	21.75	-	3624.21	3.00	3.00	100	99	-	
18	Eastern Province Water Supply Development Project	Uhana, Damana, Hingurana, Sammanthurai, Irakkama, Deggawapiya, Kuduwil, Mahaoya, Pottuvil, Dehiattakkandiya	JICA	6,526.00	July 2010	July 2016	86.08	74.70	74.70	36.45	6541.82	-	-	100	100	-	
19	Augmentation of Mahiyanganaya Water Supply Project	Mahiyanganaya	Austria	2,743.56	May 2013	March 2016	231.11	87.06	87.06	-	2218.10	1.00	1.00	100	99.8	-	
20	Badulla-Hahela and Ella Integrated Water Supply Project	Badulla	Exim Bank USA , HNB Sri Lanka, GOSL	11,880.00	March 2013	Nov 2018	166.49	1495.05	1495.05	-	11110.60	2.00	2.00	99	97.59	-	
21	Jaffna Kilinochchi Water Supply & Sanitation Project	Jaffna	ADB, AFD & GOSL	35,116.49	Feb 2011	Dec 2020	1422.10	1184.18	1184.18	-	6076.05	20.21	11.58	48.84	36	5	
22	Greater Colombo Water Rehabilitation Project	Greater Colombo & Kotikawatta - Mulleriyawa Area	JICA/GOSL(L)	4,785.00	June 2007	April 2017	258.00	119.98	119.98	-	5269.72	-	-	100	100	-	
23	Kalu Ganga Water Supply Project [Phase 1 Stg 2]	Kandana (Horana), Panadura East, Keshewa East/ West , Colombo CBI Area	JICA/GOSL(L)	13,362.40	July 2008	Nov 2015	99.43	19.78	19.78	0.68	12052.08	-	-	100	100	-	
24	Towns North of Colombo WSP Stage II	Ekala , Ja-Ela, Kandana, Ganemulla, Ragama, Welisara , Wattala Mahara , Kadawatha	JICA/GOSL(L)	6,490.00	Nov. 2007	Feb. 2015	0.68	0.47	0.47	-	7211.79	-	-	100	100	-	
25	Ruhunupura Water Supply Project	Hambantota	Korea/GOSL(L)	13,131.32	Sep. 2011	Dec. 2014	1275.40	1.93	1.93	1376.11	11790.48	-	-	100	100	-	
26	Integrated Water Supply scheme for the Un-served Area of Ampara District-phase III project	Un-served areas of Ampara District & part of Batticaloa and Monaragala District	Australia / GOSL (L)	20,825.00	Nov 2010	April 2018	250.64	20.46	20.47	0.15	15883.89	0.52	0.20	99.68	99.68	6	
27	Gampaha, Attanagalla & Minuwangoda Integrated Water supply Scheme	Gampaha , Attanagalla , Minuwangoda DS areas & part of Mahara, Mirigama DS areas	CDB / BOC GOSL	33,060.00	Feb 2017	Feb 2020	7611.57	565.00	565.00	923.31	17906.87	25.10	5.59	41.30	24.89	9.11	
28	Kundasale Haragama Water Supply Project (KHWSF)	Kandy	Exim Bank of India.	30,222.90	not decided	not decided	27.26	10.70	10.70	-	33.49	-	-	-	-	-	

S.N	Project Name	Basic information					Financial Progress (Rs.Mn)					Physical Progress				Issue No/s (Refer Summary 2)	Status (G/A/R/P/LB/ B)
		Location	Funding Agency	Project Cost (Rs.Mn)	Commencement Date	Completion Date	Allocation 2018	Financial Target up to Q3	Expenditure up to Q3	Bills in hand (Q3)	Cumulative Expenditure up to Q3	2018		Overall (%)			
												Target up to Q3	Achievement up to Q3	Target	Achievement		
29	Anamaduwa Integrated Water Supply Project	Kotawehara, Anamaduwa, Nawagattegama, part of Galgamuwa, Puttalam, Mundalama and Mahakumbukkadawala divisions	Spain Government (L) & HNB (L)	8,625.00	Feb.2017	Feb. 2020	379.04	269.89	269.89	-	2586.42	45.00	10.00	43	27	9	
30	Deduru Oya WSP	Kurunegala District	Koria exim bank & GOSL (L)	10,227.00	Dec-2016	March-2019	2352.27	2103.35	2103.40	-	4095.00	39.23	35.26	33.57	40.36		
31	Kelani Right Bank Water Supply Project Stage 2	Biyagama	GOSL, HNB, Credit agricole bank in France	32,700.00	Jan 2017	Jan 2020	5863.82	5708.81	5708.80	2254.97	16189.16	36.00	36.16	39	49.16	-	
32	Greater Matale Water Supply Project	7 DSD (Matale, ukuwala, Rathoda, Ampangana korala, Rajemmana, Yata vaththa, Palathpathwala) in Matale District	CACIB France GOSL HNB	31,453.00	Apr-2017	Apr-2020	1927.30	3336.72	3336.70	1231.00	10555.91	22.00	14.00	25	20	9	
33	Polgahawela Pothuhera and Alawwa Integrated Water Supply Project	Polgahawela	Exim & BOC (L) GOSL	20,208.00	March 2017	March 2020	2976.55	1860.40	1860.40	-	7506.90	58.00	16.90	57	30.9	6	
34	Aluthgama Mathugama Agalawaththa Intergrated Water Supply Project	GN Division of Mathugama, Dodangoda, Kalutara, Beruwala, Agalawatta and Madurawala DS areas	Indian Exim Bank & BOC	32,278.00	May 2017	May, 2020	14320.67	2785.65	2785.65	-	11657.36	20.00	8.25	20	16.75	1	
35	Katana WSP	Katana	China	11,794.86	Apr 2018	Apr 2020	1749.78	563.74	563.74	498.80	2324.35	25.00	22.10	10	22.1	11	
36	Thabuttegama WSP	Thabuttegama	China	17,405.00	November 2014	June 2021	3957.64	4481.80	4481.80	347.00	4481.80	4.00	4.00	-	4	9	
37	Matara Stage IV	Matara	Local Bank Fund/GOSL(L)	18,208.00	Oct 2017	Oct 2020	1504.04	493.15	493.15	-	3328.83	18.00	8.00	10	8.6	10,11	
38	Greater Kandy Water Supply Project, Phase I Stage II	Pahala Kondadeniya, Katugastota.	JICA/GOSL(L)	7,146.00	April.2007	June 2016	3.21	4.12	0.91	0.91	-	6826.74	-	-	100		
39	Kilinochi Water Supply Rehabilitation Project	Kilinochi District	JICA/GOSL (G)	1,933.54	Aug. 2013	Aug 2017	96.23	6142.00	6142.00	138.00	1613.13	-	-	100	100		
40	Water Supply & Sanitation Improvement Project	Kilinochi, Mullativu, Badulla, Monaragala, Ratnapura, Kegalle, NuwaraEliya	World Bank & Government of Sri Lanka	27,450.00	Dec 2015	Dec 2020	4150.00	2930.00	2998.27	276.10	6680.83	9.80	6.90	55	42.1	6	













S.N	Project Name	Basic information					Financial Progress (Rs.Mn)					Physical Progress				Issue No/s (Refer Summary 2)	Status (G/A/R/P/LB/ B)
		Location	Funding Agency	Project Cost (Rs.Mn)	Commencement Date	Completion Date	Allocation 2018	Financial Target up to Q3	Expenditure up to Q3	Bills in hand (Q3)	Cumulative Expenditure up to Q3	2018		Overall (%)			
												Target up to Q3	Acheivement up to Q3	Target	Achievement		
41	Greater Colombo Wastewater Management Project	Dehiwala/ Mt. Lavinia Kolonnawa	ADB GOSL	1,393.00	Apr 2010	July 2018	296.30	178.60	178.60	-	1325.64	0.60	0.50	100	99.5	-	
42	Kandy City Wastewater Management Project	Kandy	JICA & GOSL	22,588.00	July 2010	Dec 2018	938.97	2002.19	2002.19	68.00	7459.25	23.00	10.30	87	54.2	6.9	
43	Kataragama Sacred city Sewerage Infrastructure Development	Kataragama	Austriya	2,040.00	Sep 2014	Sep 2018	37.93	23.33	23.33	-	1705.13	-	0.05	-	-	-	
44	Global Partnership On Output Based Aid(GPOBA) Project	Dehiwala,Ratmalana,M oratuwa,Kolonnawa,Jae ala DS Areas	World Bank, GoSL, NWSDB, Beneficiary	1,876.00	June 2012	Dec 2017	461.36	155.44	155.44	84.00	1413.24	7.40	4.30	100	95.90	6	
45	Sanitation and Hygiene Initiative for Towns (SHIFT) Project in South West of Sri Lanka	Negambo, Kelaniya & Peliyagoda, Galle & Unawatunna	AFD (L), AFD (G) GOSL	18,739.80	June 2016	June 2022	517.96	83.30	83.30	0.37	121.58	1.64	0.65	2.40	0.67	11	
46	Greater Kurunegala Water Supply and Sewerage project	Kurunegala	China EXIM Bank (L) GOSL (G)	13,248.00	Feb 2014	Sep 2018	1425.08	2989.15	2989.15	31.50	12761.89	1.98	1.97	100	99.99	-	
47	Expansion of Pipe Borne Sewer coverage to Moratuwa and Ekala Areas	Moratuwa	AFD& GOSL	16,073.00	Jan 2017	Dec 2022	42.23	25.14	25.14	-	48.26	4.00	0.36	3	1.56	-	
48	Kandy North Pathadumbara Integrated WSP	Kandy	China	43,933.00	2014	2021	35.11	20.04	20.04	2.43	20.04	4.00	4.00	6	4		
49	China Sri Lanka Research Grant Project (CSLGRP)	Katugastota, Kandy	China & GOSL	2,830.00	Nov 2016	Dec 2019	225.00	35.00	32.51	1.46	81.50	13.00	13.00	28	23		
50	Chronic Kidney Disease Prevention Programme (CKDu)	North Central, North Western, Central, Nothem, Eastern, Uva, Sabaragamuwa, Southern	GoSL	800.00	Jan 2018	Dec 2018	800.00	-	378.20	62.98	378.20	60.00	59.10	100	59		
51	Augmentation of Trincomalee	Trincomalee	GoSL	600.00	2017	2019	200.00	100.00	72.01	69.67	92.03	80.00	60.00	100	67		

S.N	Project Name	Basic information					Financial Progress (Rs.Mn)					Physical Progress				Issue No/s (Refer Summary 2)	Status (G/A/R/P/LB/ B)
		Location	Funding Agency	Project Cost (Rs.Mn)	Commencement Date	Completion Date	Allocation 2018	Financial Target up to Q3	Expenditure up to Q3	Bills in hand (Q3)	Cumulative Expenditure up to Q3	2018		Overall (%)			
												Target up to Q3	Achievement up to Q3	Target	Achievement		
52	City Development Program	Ampara, Trincomalee, Batticaloa, Mannar, Kandy, Nuwara Eliya, Puttalam, Gampaha & Kurunegala, Mawathagama, Katupotha, Yatiyanthota, Madampe, Dankotuwa, Uva Paranagama, Kelaniya, Sri Palabaddala, Medawala, Galagedara, Katana, Minuwangoda, Divulapitiya, Ja-Ela, Gampaha, Meerigama, Katunayake, Seeduwa	GoSL	3,500.00	Jan 2018	Dec-2018	3500.00	1992.31	1553.61	89.89	1553.61	70.00	60.00	100	60		
53	Matara Short Term Improvement	Matara	GOSL	516.14	Oct-2016	OCT-2019	200.00	40.00	50.98	6.56	50.98	51.00	51.00	100	51		
54	Wastwater Disposal System for ratmalana/Moratuwa and JaEla Area	Ratmalana, Moratuwa, Jaela	SIDA	12,135.00	2007	2016	0.25	-	0.10	-	0.10	-	-	-	-	-	
55	Replacing of Transmission & Distribution Mains from Orugodawatta to Kaduwela	Orugodawatta to Kaduwela	Austria	10,794.00	2018	2020	4290.00	822.57	822.57	-	822.57	1.00	1.00	1	1		
Ministry of Defence																	
56	DHQC Project - 1st Stage	Battaramulla	GOSL	43,176.00	Jan-11	Dec-2019	4,000.00	3,158.51	1,799.60	83.95	20,806.60	9.00	3.10	56	50	5	
57	Interest Payment - University Hospital of KDU	Werahera	GOSL	26,212.00	Jan-13	Dec-2018	3,000.00	3,000.00	3,000.00	-	10,662.00	100.00	100.00	100	100		
58	Purchase of 02 advanced Offshore Patrol Vessels	SL Navy	GOSL/India	17,000.00	2014	2018	2,069.00	2,725.53	2,753.53	1,518.54	18,851.62	10.00	10.00	100	100		
59	Establishment of Aircraft Overhaul Facility Project	SLAF Base Katunayake	GOSL	5,978.00	Jan-15	Dec-2019	1,242.96	1,242.96	-	-	4,500.38	15.00	20.00	80	85		
60	Army Hospital Project-Stage 3	Narahenpita	GOSL	4,004.00	Jan-17	Dec-2022	293.00	210.00	120.58	-	120.58	12.00	12.00	12	12		
61	Indian Line Of Credit (222-01-3-2-2509 12)	SL Army	GOSL/India	3,944.00	17-Jan	Dec-2019	1,755.00	580.72	-	-	1,218.25	-	-	66	38	9	
62	Construction of Quay at Dockyard - Trincomalee - SL Navy	Trincomalee	GOSL	3,000.00	Jan-17	Dec-2020	846.40	145.00	101.20	43.80	294.15			-	-	12	
63	Relocation of Army Camps	North and East Provinces	GOSL	1,738.00	2017	2019	400.78	181.68	304.01	-	1,528.36	13.00	8.00	78	73		
64	Tri Forces Central Ammunition Armory and Commercial Explosive Armory Complex at Punani	Punani	GOSL	1,300.00	Jan-17	Dec-2019	500.00	400.00	302.20	-	602.20	30.00	37.00	53	60		
65	Strategic Defence Communication Network Project (SDCN)	Island Wide	GOSL	1,192.00	Jan-15	Dec-2018	658.74	658.74	17.35	-	59.68	40.00	1.00	78	39	9	

S.N	Project Name	Basic information					Financial Progress (Rs.Mn)					Physical Progress				Issue No/s (Refer Summary 2)	Status (G/A/R/P/LB/ B)
		Location	Funding Agency	Project Cost (Rs.Mn)	Commencement Date	Completion Date	Allocation 2018	Financial Target up to Q3	Expenditure up to Q3	Bills in hand (Q3)	Cumulative Expenditure up to Q3	2018		Overall (%)			
												Target up to Q3	Achievement up to Q3	Target	Achievement		
66	Purchase of 06 No's PT-06 Aircraft	SLAF	GOSL	877.00	Jan-17	2018	567.87	567.87	272.36	-	537.05	70.00	70.00	100	100		
67	India Credit Line Project for SLAF	SLAF	GoSL/ India	787.00	2009	Dec-2019	270.00	270.00	-	-	-	35.00	12.00	72	49	9	
68	Three - Storied Central Armory building in Panagoda Army Cantonment	Panagoda	GOSL	659.00	2018	2020	252.00	165.00	-	-	0.13	25.00	-	25	-	5	
Ministry of Development Strategies and International Trade																	
69	Establishment of Miiianiya Industrial Zone	Kaluthara - Millaniya	GOSL	5,700.00	2017	2020	2,900.00	1,900.00	613.00	0.00	613.00	28	22.4	43	37	Action Plan has been revised	
Ministry of Education																	
70	Improve facilities of 1,360 school which were not included in recent projects	Island wide	GOSL	114,192.00	2016	2020	7,000	5,000	4,934		12,148	29	26	71	68		
71	Upgrading facilities of 1000 Secondary School	Island wide	GoSL	68,072.00	2016	2020	5,000	4,846	4,204		10,317	35	11	88	64	8	
72	Upgrading facilities of 3,577 primary schools	Island wide	GoSL	65,484.00	2016	2020	5,000	3,000	2,054		5,867	5	5	83	83		
73	Education Sector Development Programme	Island wide	ADB	26,000.00	2013	2017	4,000	2,000	1,174		14,556	2	1	99	98		
74	Transforming the school Education System as a Knowledge Hub Project	Island wide	WB	13,200.00	Jun-12	Jun-17	259	250	251		4,050	5	5	100	100		
75	Providing sanitary & water facilities for all schools	Island wide	GoSL	8,000.00	2016	2018	1,300	1,000	1,050		6,186	10	8	96	94		
76	Providing Facilities of Teacher Quarters Rest Room etc. for Rural & Regional School	Island wide	GoSL	3,000.00	2016	2020	1,000	500	110		229	40	38	67	65		
77	Facilitating teacher training programmes	Island wide	GoSL	11,393.00	2016	2019	1,200	900	270		1,069	32	22	80	65	5	
78	Providing electricity facilities (through national grid or solar) for the schools	Island wide	GoSL	2,700.00	2016	2020	100	100	99		1,350	9	7	95	93		
79	Rehabilitation of Sports Schools in each District	District wise	GoSL	700.00	2015	2018	80	50	23		164	18	7	95	84	5	
80	Strengthening the provincial and Zonal ICT Resource Centres	Island wide	GoSL	1,074.00	2014	2020	110	55	24		306	35	27	96	88		
81	Physical Education and Sports	Island wide	GoSL	18,395.00	2017	2020	300	200	45		139	22	18	50	38		
82	Upgrading schools in Plantation Sector	Central,Western,Uva Southern,Sabaragam uwa provinces	GoSL	750.00	2016	2020	450	250	140		227	7	6	82	78		
83	Tablets for AL students and teachers	Island wide	GOSL	5,000.00	2017	2018	4,000	-	-			40	-	80	40	10	
84	13 years of Education: Education Reforms	Island wide	GoSL	3,525.00	Jan-18	Dec-18	3,525	1,500	683		683	65	52	65	52		
85	Rehabilitation of properties damaged by adverse weather	Island wide	GoSI	1,700.00	2017	2018	900	600	419		498	75	34	85	44	12	

S.N	Project Name	Basic information					Financial Progress (Rs.Mn)					Physical Progress				Issue No/s (Refer Summary 2)	Status (G/A/R/P/LB/ B)
		Location	Funding Agency	Project Cost (Rs.Mn)	Commencement Date	Completion Date	Allocation 2018	Financial Target up to Q3	Expenditure up to Q3	Bills in hand (Q3)	Cumulative Expenditure up to Q3	2018		Overall (%)			
												Target up to Q3	Acheivement up to Q3	Target	Achievement		
86	New constructions in Defense Service School	Colombo, Kurunegala	GoSL	648.00	Jan. 2017	Dec-18	369	30	48		169	50	18	80	48	5	
87	General Education Modernization Project (GOSL/WB)	Island wide	WB	17,000.00	2018	2020	9	-	-		-	4	4	4	4		
88	Establishment of National College of Education for Technology Stream (GOSL/KOICA)	Kurunegala	KOICA	1,295.00	2018	2020	440	75	-		-	25	13	25	13	11	
89	Development of Secondary Education	Island wide	GoSL	1,320.00	Jan. 2018	Dec-18	1,320	750	1,051		1,051	75	58	75	58		
90	Strengthen the smart classroom concept, digitalization and development of ICT Education	Islandwide	GOSL	755.00	Jan. 2018	Dec-18	755	20	10		10	60	40	60	40	5	
91	Equipment/ Material for Quality Learning	Island wide	GOSL	500.00	Jan-18	Dec-18	500	-	-		-	70	50	70	50	5	
Ministry of Finance and Mass Media																	
92	Fiscal Management Efficiency Project (FMPEP)	Island wide	ADB & GOSL (L)	5,245.00	Jun. 2010	Oct. 2018	1,037.80	245.31	137.31	0.00	3,495.05	14	8	95	89	12	
93	Social Safety Nets Project (SSNP)	Island wide (National)	WB & GOSL	10,949.25	Jan. 2017	June, 2022	1,000.00	1,000.00	20.35	0.00	457.63	9	6.4	25	16	6	
94	Compensation for the Gov. vested Underperforming enterprises and Assets	Dept. of Valuation Head Office	GOSL	5,664.56	Jan. 2013	Dec. 2018	358.00	1,438.70	100	981.10	3,972.10	0.00	0.00	100	68	8	
95	EIB SME & Green Energy Global Loan (EUR 90mn)	Island wide	EIB	Rs.14.600 EUR90mn	Nov. 2013	Dec. 2018 (until fully disburs the loan)	300.00	113.40	113.42	6.70	14,646.62	0.70	0.70	100	100		
96	Establishment of Revenue Administrations Management Information System (RAMIS)	Inland Revenue Department	GOSL	4,464.00	Jul.2014	Mar. 2018	900.00	550.00	199.26	0.00	4,700.49	1	9.9	100	99.8		
97	Construction of Three Warehouses	Embilipitiya	GOSL	760.85	2016	2018	250.00	400.00	382.00	0.00	938.69	55	46.7	100	92	12	
		Medirigiriya															
		Killinochchi															
98	Small and Medium Sized Enterprises Line of Credit Project	All Island	ADB & GOSL	14,500.00	2016	2020	9,999.45	9,800.00	9,409.40	0.00	18,724.40	40	27.6	82	70		
99	Interest Subsidy Credit Scheme	All island	GOSL	2411.00	Jan. 2018	Dec. 2018	2,411.00	363.00	363.00	0	363.00	75	15	75	15	12	
100	Financial Sector Modernisation Project	National	WB & GOSL	USD 75 Mn. (approximately Rs. 11,250)			105									1	
101	Public Sector Efficiency Strengthening Project	National	WB & GOSL	USD 70 Mn. (approximately Rs. 10,920)			50									2	
102	Solar Power Generation Project	National	ADB & GOSL (L)	7,214.40			800									2	

S.N	Project Name	Basic information					Financial Progress (Rs.Mn)					Physical Progress				Issue No/s (Refer Summary 2)	Status (G/A/R/P/LB/ B)	
		Location	Funding Agency	Project Cost (Rs.Mn)	Commencement Date	Completion Date	Allocation 2018	Financial Target up to Q3	Expenditure up to Q3	Bills in hand (Q3)	Cumulative Expenditure up to Q3	2018		Overall (%)				
												Target up to Q3	Achievement up to Q3	Target	Achievement			
Ministry of Fisheries , Aquatic Resources & Rural Economy																		
103	Aquatic environmental conservation associated with lagoons, inland reservoirs and, Aquaculture development programme	All Island	GOSL	1,000.00	Jan. 2018	Dec .2018	1000	678	393.7	-	393.7	85	40	85	40	5		
104	National Food Production Programme- NAQDA	All Island	GOSL	780.00	Jan. 2018	Dec .2018	395	272	223.92	7.93	223.92	75	58	75	58	11		
105	Establishment of Aquaculture Industrial Parks- NAQDA	Rakawa, Galmulla, Marnkern, Mannar & Pitipana	GOSL	766.00	Jan. 2018	Dec .2018	150	107.75	48.35	-	48.35	60	13	60	13	11		
106	Establishment of Milk Fish and Marine Ornamental Fish Hatcheries- NAQDA	Bangadeniya	GOSL	500.00	Jan. 2018	Dec .2018	100	85	56.67	2.23	56.67	68	28	68	28	4		
107	Modern Technology for Small & Medium Fishing Industry/ Well Managed Fishery Sector (DFAR)	All Island	GOSL	818.00	Jan. 2018	Dec .2018	818	513	75	119	75	60	25	60	25	5		
108	Construction of Kalametiya Fishery Harbour	Kalametiya	GOSL	1,280.79	Jul-14	June .2018	191	128	68.31	-	971.08	11	8	100	97	6		
109	Negambo Lagoon Development Project (Package III & IV)	Negombo	GOSL	1,000.00	Jan. 2018	Dec.2018	100	58	28.04	-	28.04	23	18	75	65	9		
110	Upgrading of Dodandoowa Fishery Harbour	Dodandoowa	GOSL	709.00	-	-	50	-	-	-	-	2	2	2	2			
111	Redevelopment of safe navigation at Chi law Lagoon	Chi law	GOSL	1,172.00	-	-	-	-	-	-	-	3	2	3	2	10		
112	Construction of Balapitiya Anchorage Fishery Harbour	Gall	GOSI	1,200.00	-	-	150	10	-	-	-	7	3	7	3	10		
113	Develop a new fishery harbour in Wellamankara	Wellamankara	GOSL	2,355.00	-	-	500	400	140	-	140	10	7	10	7	4		
114	Northern Province Sustainable Fishery Development Programme (Detailed Design)	Northern Province	Asian Development Bank & GOSL	24,035.00	May 2017	May 2023	-	537	69.5	79.09	-	91.98	45	40	100	95		
115	Establishment of Dairy processing Plant at Badalgama	Badalgama (Western Province)	GOSL & Denmark	10,508.50	Jan-16	Dec-20	2,375.0	1,200.0	1,110.4	-	10,602.0	30	30	70	70			
116	Development of Mini Dairy Cooperative Societies	Batticaloa, Polonnaruwa, Attanagalla Kaduwela Wariyapola Wennappuwa	GOSL & France	3,600.00	Jan. 2018	Dec. 2020	1,028.00	-	0.01	-	0.01	10	6	10	6	2		
117	Design, Build, Establish and Operate of Cold-Chain Facilities (Construction of two Cold Stores)	Dambulla & Kappetipola	GOSL/ Private Investor	1,580.00	2016	2019	-	-	-	-	-	-	-	-	-	10		
Ministry of Foreign Affairs																		
118	Acquisition of Buildings & Structures	New York and Brasilia	GOSL	734.00	Mar-18	Sep-18	734	734	734	0	734	100	100	100	100			
119	Renovation and modification of Head of Mission residence-	Canberra	GOSL	780.00	Jan-18	Dec-20	260	100	0	0	0	15	0	0	0	1		

S.N	Project Name	Basic information					Financial Progress (Rs.Mn)					Physical Progress				Issue No/s (Refer Summary 2)	Status (G/A/R/P/LB/ B)
		Location	Funding Agency	Project Cost (Rs.Mn)	Commencement Date	Completion Date	Allocation 2018	Financial Target up to Q3	Expenditure up to Q3	Bills in hand (Q3)	Cumulative Expenditure up to Q3	2018		Overall (%)			
												Target up to Q3	Achievement up to Q3	Target	Achievement		
Ministry of Health Nutrition & Indigenous Medicine																	
120	Second Health Sector Development Programme	All Island	World Bank (L)	26,000.00	2013	2018	2,869.00	1,300.00	1,126.63	130.22	6,177.41	10.00	10.00	97	97		
121	Improvement of ETU Facilities of Hospitals under the Line Ministry (Development of Accident and Emergency Care Services)	TH Anuradhapura, TH Kanady, PGH-Badulla, DGH-Chilaw, DGH-Matara, DGH-Kegalle, BH Mulleriyawa, DGH Trincomalee, BH-Gampola	GoSL	9,525.00	January 2015 -	Dec 2020	850.00	850.00	968.16	192.46	3,591.42	14.00	100.00	26	26		
122	Construction of Proposed Millenium Ward Complex at TH Kalubowila - (Completion of balance woks)	(Colombo South)	GOSL	988.76	2016	2019	250.00	150.00	113.34	14.91	834.21	37.00	30.00	56	60		
123	Development of Polonnaruwa District General Hospital	Polonnaruwa District	GOSL	1,264.00	2015	2019	100.00	100.00	111.37	13.05	1,174.67	10.00	8.00	100	98		
124	Developments at TH - Karapitiya Hospital	Galle District	GOSL	1,024.00	2016	2019	200.00	200.00	174.80	18.05	210.50	18.00	11.00	23	16	4	
125	Development of District Hospital Kalutara as a Specialized Maternal and Children's Hospital	Kalutara District	Netherland (L) / GOSL	4,500.00	2015	2019	1,000.00	250.00	231.61	-	930.61	3.00	3.00	4	4		
126	Construction of Ministry Building (16-storied building)	Colombo District	GOSL	5,979.00	2016	Feb. 2020	800.00	500.00	474.46	465.00	1,374.80	15.00	12.00	30	27		
127	Epilepsy Unit at National Hospital Colombo	Colombo District	Saudi Funds (L) / GOSL	4,800.00	2008	2018 June	320.00	260.00	261.45	-	4,944.31	-	100.00	101	100		
128	Strengthening Patient Care Services by Establishing Clinical Waste Management Systems in the needy hospitals comes under the provincial councils in Sri Lanka (GSOL-Australia)	All Island	Australia (L) / GOSL	2,600.00	2016		225.00	225.00	444.14	-	2,256.14	20.00	17.00	100	97		
129	Helmut Khol Maternity Hospital Karapitiya, Galle (GOSL -Germany) -	Galle District	KFW German (L) / GOSL	4,480.00	2013	Dec. 2018	700.00	150.00	144.82	-	2,773.90	30.00	18.00	85	73	6	
130	Construction of National Stroke Centre at Base Hospital Mulleriyawa	Colombo District	GOSL	1,111.86	2014	2019	200.00	160.00	148.41	10.51	248.25	10.00	10.00	10	10		
131	Provision of High Quality Radiotherapy for Cancer Patients in Sri Lanka With High Energy Radiation	Colombo, Kandy, Galle Distrcts	GoSL	2,150.00	2014	2020	300.00	300.00	266.24	-	2,440.54	15.00	12.00	73	70		

S.N	Project Name	Basic information					Financial Progress (Rs.Mn)					Physical Progress				Issue No/s (Refer Summary 2)	Status (G/A/R/P/LB/ B)
		Location	Funding Agency	Project Cost (Rs.Mn)	Commencement Date	Completion Date	Allocation 2018	Financial Target up to Q3	Expenditure up to Q3	Bills in hand (Q3)	Cumulative Expenditure up to Q3	2018		Overall (%)			
												Target up to Q3	Achievement up to Q3	Target	Achievement		
132	Rehabilitation and Expansion of Production Capacity at State Pharmaceuticals Manufacturing Corporation (SPMC) JICA (Yen 1239.88M) / For 2017 JICA (12) - LKR 1092.45 Mn and GoSL (17) LKR 175 Mn	Colombo District	JICA (L) / GOSL	2,007.00	March 2012-	Jun-19	1,049.20	1,000.00	176.32	-	919.53	22.00	22.00	82	82		
133	Extension of OPD, Laboratory and Radiology Unit at BH Angoda (IDH)	Colombo District	GOSL	830.00	2015	2018	200.00	100.00	14.58	-	87.68	10.00	-	10	0	9	
134	Construction of 03 Cancer Hospitals in Tellipalei, Kandy and Karapitiya (Budget Proposal)	Tellipalei, Kandy and Karapitiya	GOSL	3,000.00	2016	2019	300.00	300.00	107.49	17.24	882.98	14.00	14.00	64	64		
135	Emergency Pre Hospital Care Ambulance (operational st) Budget proposal	All Island	GOSL	675.00	2016	2018	675.00	500.00	250.39	-	313.15	100.00	100.00	100	100		
136	Development of Dental Institute Colombo (Stage II)	Colombo	GOSL	1,050.00	2017	2019	100.00	10.00	-	-	0.47	4.00	-	4	0	5	
137	Construction of New Theater Complex with modern facilities at Base Hospital, Horana.	Horana.	GOSL	1,000.00	2017	2019	390.00	250.00	221.14	-	221.14	5.00	5.00	7	7		
138	Matara District Maternal and Newborn Health Care Strengthening Project.(GOSL - KOICA)	Matara	Korea (G)	1,275.00	2017	2019	219.19	60.00	6.16	-	6.16	5.00	3.00	12	10	1,9	
139	Global Fund to Fight AIDS, Tuberculosis and Malaria (GFATM)	All Island	GFATM (G) / GoSL	3,282.00	2016	2018	1,175.30	500.00	405.92	-	2,061.80	14.00	10.00	95	91	9	
140	Establishment of Specialized Pediatric Care Complexes in Karapitiya, Ampara and Jaffna hospitals	Karapitiya, Ampara and Jaffna	GOSL	4,676.00	2017	2021	500.00	500.00	464.61	66.16	535.82	7.00	7.00	9	8		
141	Establish Base Hospital in Nintavur	Ampara	GOSL	878.00	2017	2021	200.00	200.00	200.00	-	400.00	8.00	8.00	8	8	5	
142	Establish Oral health Center in Karapitiya Teaching Hospital	Karapitiya	GOSL	1,076.00	2017	2021	161.25	161.25	161.25	-	161.25	5.00	3.00	5	3	1	
143	Restoration of hospitals damaged by floods and landslides	Ratnapura and Galle	GOSL	650.00	2017	2018	350.00	100.00	60.43	-	90.77	60.00	60.00	62	62		
144	Construction of Heart Centre at Lady Ridgeway Hospital	Colombo 08	GOSL	2,439.78	2018	2020	300.00	75.00	19.57	-	19.57	10.00	7.00	10	7	6	
145	Upgrading of Drug Stores at Hospitals - Medical Supplies Division	All Island	GOSL	3,988.60	2018	2020	145.00	145.00	27.40	-	27.40	8.00	8.00	8	8		
146	Establishment of highly specialized centres in Colombo, Kandy & Anuradhapura to manage Obstetric complications and medical disease complicating pregnancies	Colombo, Kandy, Anuradhapura	GOSL	1,844.78	2018	2020	200.00	200.00	189.53	-	189.53	25.00	8.00	25	7	5,9	
147	Expanding the Medical Supplies Management Information Systems up to Divisional Hospitals - MSD	All Island	GOSL	955.00	2018	2020	195.00	50.00	-	-	-	25.00	22.00	25	22		

S.N	Project Name	Basic information					Financial Progress (Rs.Mn)					Physical Progress				Issue No/s (Refer Summary 2)	Status (G/A/R/P/LB/ B)
		Location	Funding Agency	Project Cost (Rs.Mn)	Commencement Date	Completion Date	Allocation 2018	Financial Target up to Q3	Expenditure up to Q3	Bills in hand (Q3)	Cumulative Expenditure up to Q3	2018		Overall (%)			
												Target up to Q3	Achievement up to Q3	Target	Achievement		
148	Construction of Ward Complex to Oncology Unit - Stage II PGH Ratnapura	Ratnapura	GOSL	530.00	2018	2020	150.00	50.00	-	-	-	8.00	2.00	8	2	5	
149	Ambulance Car Project	All Island	Austria / GoSL	1,837.00	2018	2019	1,837.00	320.00	-	-	-	20.00	20.00	20	20		
150	A Neonatal and Obstetrics Reference Centre for De Zoysa Maternity Hospital	Colombo	France / HNB	830.00	2018	2019	830.00	500.00	-	-	-	25.00	-	25	2	2	
151	Health Assistance Project - ADB (USD 50 Mn, Concessional Loan - USD 37.5 Mn and Grant - USD 12.5 Mn)	North Central, Central, Sabaragamuwa and Uva Provinces	ADB / GoSL	10,500.00	2018	2023	60.00	20.00	0.07	-	0.07	9.00	7.00	9	7		
152	Landscape Development of the Kandy Teaching Hospital	Kandy	Austria / GoSL	5,625.00	2018	2020	320.00	80.00	-	-	-	6.00	3.00	6	3	4	
153	Upgrading of Operation Theaters and ICU Equipment	All Island	Austria	1,700.00	2018	2020	320.00	80.00	-	-	-	8.00	-	8	0	2	
154	Construction of Nursing Faculty / Hostel	Sri Jayawardanapura / Mullariyawa	GoSL	7,171.80	2017	2020	500.00	500.00	224.88	570.00	224.88	10.00	6.00	11	7	8,7	
155	Establishment 1000 Kidney Dialysis Centres in Kidney Diseases prevalent areas	All Island	GOSL	6,500.00	2016	2019	1,000.00	500.00	500.07	11.13	1,232.33	20.00	15.00	90	85		
156	Construction of a Ward Complex for District Ayurveda Hospital Manchanthuduwa	Manchanthuduwa	GOSL	641.20	2016	2019	53.00	53.00	-	-	40.00	10.00	1.00	10	1	9	
157	Trincomalee Ayurveda Hospital	Trincomalee	GOSL	710.00	2016	2020	50.14	-	-	-	61.83	20.00	-	3	3	11,9	
158	Construction of Ayurvedic Research Hospital & Herbal Garden at Wedagama	Wedagama	GOSL	1,600.00	2017	2019	100.00	30.00	-	-	2.52	30.00	-	35	5	10	
159	Establish Bone Marrow Transplant Unit at TH-Kandy	Kandy District	GOSL	1,701.00	2017	2019	350.00	200.00	-	-	171.38	18.00	6.00	30	18	10,9	
160	Upgrading Nurses Training Schools	Galle, Anuradhapura, Kaluthara, Kandy	GOSL	2,933.34	2017	2019	200.00	200.00	201.52	-	419.79	25.00	20.00	30	25		
	Projects under the China Grant	**									146.13						
161	Development of Ambulatory Care Centre (OPD) of National Hospital of Sri Lanka (GSOL- China)	Colombo District	China (G)	14,600.00	2017	2019					696.42	10	10	12	11		
162	Construction of a Maternal and Childcare Hospital at Colombo North Teaching Hospital Ragama (GOSL - China)	Ragama	China (...) / GOSL	5,000.00	2017	2019	350	150	140.88	-	-	5	0	5	0	12	
163	Establishment of Modern Pharmaceutical Laboratory Institute (GOSL - China)	Colombo	China (...) / GOSL	5,200.00	2017	2019					-	10.00	-	10	0	12	
164	Construction of a New Laboratory and a Hospital for Kidney Disease (GOSL - China)	Polonnaruwa District	China (G) / GOSL	5,825.00	2016	2019						7.00	5.00	9	7	1,12	
165	National Dengue Control Programme	All Island	GOSL	700	Jan. 2018	Dec. 2018	700	400	56.19	35.14	56.19	65	65	65	65		

S.N	Project Name	Basic information					Financial Progress (Rs.Mn)					Physical Progress				Issue No/s (Refer Summary 2)	Status (G/A/R/P/LB/ B)
		Location	Funding Agency	Project Cost (Rs.Mn)	Commencement Date	Completion Date	Allocation 2018	Financial Target up to Q3	Expenditure up to Q3	Bills in hand (Q3)	Cumulative Expenditure up to Q3	2018		Overall (%)			
												Target up to Q3	Achievement up to Q3	Target	Achievement		
166	Kidney Diseases Programme	All Island	GOSL	650.00	Jan. 2018	Dec. 2018	650	300	162	34	162	75	75	75	75		
Ministry of Highways																	
167	Central Expressway Project-Section -I	Kadawatha to Meerigama	Exim Bank China & GOSL (L)	173235	2016	2020	18,784	4056	1841.4	675.57	6072.19	LA - 75	28	75	63	2	
												Construction - 18	4	19	6		
	Central Expressway Project-Section -II	Meerigama to Kurunegala	local bank /GOSL	169249	Jan. 2016	Aug. 2019		10150	5621.5	3705	6769.22	LA - 40	23	100	83		
												Construction - 37	35	45	43		
	Central Expressway Project-Section -III	Pothuhera to Galagedara	local bank /GOSL	150,000.00	Apr. 2017	Apr. 2020	2831	1765	227	2820.4	LA - 30	10	100	80	12		
	Central Expressway Project Section- IV	Kurunegala to Dambulla	local bank /GOSL	176,255.00	2016	2020	640	73	15.5	208.5	LA - 30	23	75	68			
168	Extension of Southern Expressway Project Section-1	Matara - Beliatte (30km)	Exim Bank China & GOSL (L)	103,280.00	Jan. 2016	Jul. 2019	17,628	17,603	17,635	9,604	76,137	35	30	87	82		
	Extension of Southern Expressway Project Section-2	Beliatte to Wetiya (26km)	Exim Bank China & GOSL (L)	55,200.00	Oct. 2016	Oct. 2019	4,537	4,487	4,220	1,585	23,918	30	25	59	54		
	Extension of Southern Expressway section 3	Wetiya to Andarawewa (15km)	Exim Bank China & GOSL (L)	31,574.00	Jan. 2016	Nov. 2018	3,100	3,075	2,824	346	18,806	45	32	96	83	6	
	Extension of Southern Expressway Project Section 04	Mattala to Hambantota via Andarawewa (25km)	Exim Bank China & GOSL	11,650.00	Jan. 2016	Jan. 2019	5,428	5,428	5,139	2,152	30,235	26	19	88	81	6	
169	OCH III	Kerawalapitiya to Kadawatha	EXIM Bank of China & GOSL	77,700.00	Jan. 2016	Jun. 2019	8,846	8,696	8,243	5,950	41,720	44	33	87	76	6,11	
170	OCH-II	Kaduwela-kadawatha	JICA	49,431.00	2012	2015	720	710	367	0	48187	0	0	100	100	3	
171	Elevated Highway from NKB to Athurugiriya	Colombo	BOT	142,500.00	16-May	21-Nov	400	382.5	37.94	1.61	64.69	Procurement only 65	35	100	75	9	
172	Ruwanpura Expressway Project	Colombo, Kaluthara, Rathnapura	GOSL	286,000.00	2017	2021	610	420	54.71	0	184.31	L.A. 11	2	29	19	11	
173	Port Access Elevated Highway	Colombo	ADB & GOSL	36,500.00	Jan. 2016	May. 2020	3,040	1,176	26	0	53	Civil works to be targetted for 4th quarter and design and procurement are under another project				1	
174	Road maintenance Trust Fund	All Island	GOSL	5,000.00	Jan.2018	Dec. 2018	5,385	4,411	3,410	1,603	3,410	75	70	75	70		
175	Base line Road - Phase III Kirulapona junction to Colombo-Horana Road	Colombo	Local fund (land acquisition only)	3,500.00	2007	2017	150	150	0	0	541.24	L.A. 52	10	100	49	12	

S.N	Project Name	Basic information					Financial Progress (Rs.Mn)					Physical Progress				Issue No/s (Refer Summary 2)	Status (G/A/R/P/LB/B)
		Location	Funding Agency	Project Cost (Rs.Mn)	Commencement Date	Completion Date	Allocation 2018	Financial Target up to Q3	Expenditure up to Q3	Bills in hand (Q3)	Cumulative Expenditure up to Q3	2018		Overall (%)			
												Target up to Q3	Achievement up to Q3	Target	Achievement		
176	National highway Sector Project (Supplementary loan)	Matara, godagama, Hikkaduwa, Nagoda, Pamankada, Kesbewa	ADB	16,432.96	23.02.2012	30.06.2017	100	100	100	317	17,280	-	-	100	100	3	
177	Road Network development Project (SFD)	Central - Eastern - Sabaragamuwa - Western / Kandy, Matale, Trincomalee, Kegalle, Gampaha	SFD	9,055.00	June.2013	Dec.2015	161	90	42	0	7,217	-	-	100	100	3	
178	Rehabilitation of Peradeniya - Badulla Road from Badulla to Chenkalady - (OFID)	Districts (Badulla, Monaragala, Ampara Batticaloa)	OFID & GOSL	10,500.00	Jan.2017	Feb.2020	1,700	1,160	1,209	73	4,068	36	26	42	32	6	
179	Rehabilitation of Peradeniya - Badulla Road from Badulla to Chenkalady - (SDF)	Districts (Badulla, Monaragala, Ampara Batticaloa)	SFD & GOSL	10,500.00	Jan.2017	Feb.2020	1,280	845	558	284	559	2	1	2	1	1	
180	Colombo District Road Development Project - OFID 02 - Package 4 & 5(Kottawa - Thalagala & Kotte Bope Road)	Western / Colombo	OPEC fund for international Development	8,039.00	Dec. 2013	Dec.2019	1,735	1,041	1,418	200	7,140	22	5	88	72	11	
181	Rehabilitation & Improvement of Priority Road Project 3- Phase I	Rathnapura, Gampaha, Kegalle, Hambanthota, Galle, Kandy, Rathnapura, Puttalam, Kurunegala	CDB & GOSL	48,073.00	Sep.2014	Jun.2018	4,642	4,162	3,107	0	45,478	5	5	94	94		
182	Western Province Road Development Project (OFID - 03)	Western / Colombo, Kalutara	OFID & GOSL (L)	2,540.00	Sep.2017	Sep. 2019	1012.7	809.2	763.5	64	812.6	41	21	42	22	11	
183	Expressway Connectivity Improvement Plan (Individual Consultant- ICS 006- Bridge/ Structural Engineer- International)	Western & Southern Province	ADB	790.8 (tentative)	Aug.2014	June. 2019	87	82.5	45.66	0	591.26	4	3	100	99.7		
184	Northern Road Connectivity Project - Additional financing - Package 22: A 09 - Kandy - Jaffna Road from 140+760 km to 150+400 km	Northern Province	ADB	12,026.59	Mar.2017	Mar. 2018	480	429.28	393	2.56	9992.61	3	3.5	98	99		
185	National Road Development Project Funded by OPEC Fund for International Development (OFID-01)	Central Province (Kandy District)	OPEC Fund for International Development & GOSL (L)	6,625.00	Jun.2013	Jun.2018	275	263.75	131	0	4817.9	8	2	100	95	6	
186	Southern Road Connectivity Project - 3027 SRI	Moratuwa, Piliyandala, Ratmalana, Mirihana, Kirulapana, Godagama	ADB & GOSL (L)	13,400.00	Aug.2014	Dec. 2018	2,069	1,756	2,056	116	8,969	15	14	70	69	6	

S.N	Project Name	Basic information					Financial Progress (Rs.Mn)					Physical Progress				Issue No/s (Refer Summary 2)	Status (G/A/R/P/LB/ B)
		Location	Funding Agency	Project Cost (Rs.Mn)	Commencement Date	Completion Date	Allocation 2018	Financial Target up to Q3	Expenditure up to Q3	Bills in hand (Q3)	Cumulative Expenditure up to Q3	2018		Overall (%)			
												Target up to Q3	Achievement up to Q3	Target	Achievement		
187	Integrated Road Investment Program (i Road)- I & II	Southern, Sabaragamuwa, Central, North Central, North Western and Kalutara District of Western Province	ADB & GOSL (L)	255,000.00	Sep.2014	Mar.2024	13,559	11,934	10,701	0	53,630	23	17	85	75	6	
188	Widening and Improvements of Roads and Bridges in Central and Uva Provinces (GOSL - EXIM China)	Central and Uva Province	China	14,000.00	02 years (commencement date not yet fixed) (24 month)		1,100	175	0	0	0	7	0	7	0	1	
189	Rehabilitation & Improvement of Priority Road Project 3- Phase II	Central & Sabaragamuwa Province	China Development Bank & GOSL (L)	16,000.00	Mar.2016	Nov. 2018	3,120	3,097	3,298	0	11,855	24	23	100	99		
190	Transport Projects Preparatory Facility	-	ADB & GOSL	1,697.48	Jun.2016	Dec. 2022	275	274.5	135.3	0	228	28	26	100	98		
191	Transport Connectivity & Assesment Management	Peliyagoda Puttalam Road	WB & GOSL	19,025.00	2017	2025	240	102.75	25.27	2.21	89.04	22	2	45	27	10	
192	Marine Drive Extension up to Panadura	Colombo & kalutara	GOSL	1,113.00	-	-	200	200	51.4	0	307.1	5	1	98	94	11	
193	National Saving Bank Funded Project	All Island	Local Banks	55,392.00	Jul.2013	Dec.2018	2,700	2,700	3,700	1,261	18,650	6	4	100	98	6,9	
194	Widening and Improvements of Roads	All Island	GOSL	9,525.00	Jan.2018	Dec.2018	8,165	6,688	4,453	2,204	4,453	75	38	75	38	8	
195	Construction of Rural Bridges using Old Bridge Component	All Island	GOSL	806.67	Jan.2018	Dec.2018	343	308	177.59	15.19	177.59	41	25	91	75	12	
196	Regional Bridge Project - Phase II	Island wide	HSBC, UK & GOSL (L)	12,042.00	Sep.2013	Sep.2018	181	181	241	42	11823	3.5	2	100	98	6	
197	Reconstruction of 25 Bridges Project - Phase -I	Sabaragamuwa Colombo, Kegalle, Hambantota, Matara	Kuwait Fund for Arab Economic Development (KFAED) & GOSL (L)	5,070.00	Sep-15	Sep.2018	575	502	231.93	0	786.31	60	23	100	64	6	
198	Construction of 46 Nos. of steel bridges under French Government Financial Package	Rathnapura, Badulla, Monaragala, Galle, Gampaha, Kalutara, Matale, N'eliya	FRDF (France) & GOSL (L)	7,822.00	Aug. 2013	Apr. 2018	52	49.5	42.1	53	7078.1	0.4	0.4	100	100	3	
199	Major Bridges Construction Project of the National Road Network -Package I & I I	Southern /Galle & Matara Northern Province Jaffna, Vavuniya, Kilino	JICA & GOSL (L)	14,900.00	Mar.-2015	Aug.2018	1,700	1,313	1,553	0	9,119	28	23	100	96		
200	Construction of Kochchikage Bridge on Peliyagoda - Puttalam Road	Gampaha	Austria & GOSL (L)	1,736.00	Jul. 2016	Oct. 2019	364	284	339	0	1,481	30	28	95	93		
201	New Bridge Construction Project Over the Kelani River	Colombo	JICA & GOSL	55,313.00	Jan. 2014	Dec. 2020	10,160	8,791	4,483	0	15,071	8	7	21	20		
202	Establishment of Bridge Management System (BMS) and Bridge Management & Assessment Unit (BM&AU) in the Road Development Authority	Western, Southern & Central	JICA & GOSL (G)	740.00	Feb. 2015	Feb. 2018	15	13.5	13.4	0	41	55	55	90	90		

S.N	Project Name	Basic information					Financial Progress (Rs.Mn)					Physical Progress				Issue No/s (Refer Summary 2)	Status (G/A/R/P/LB/B)
		Location	Funding Agency	Project Cost (Rs.Mn)	Commencement Date	Completion Date	Allocation 2018	Financial Target up to Q3	Expenditure up to Q3	Bills in hand (Q3)	Cumulative Expenditure up to Q3	2018		Overall (%)			
												Target up to Q3	Achievement up to Q3	Target	Achievement		
203	Three Flyovers at Polgahawela, Ganemulla & Rajagiriya	Western & North Western Province	BBVA,Spain & GOSL (L)	9,762.00	Apr. 2016	Dec. 2018	741	741	641	122	9,569	1	1	100	100		
204	Landslide Disaster Rehabilitation Project of National Road Network	Central, Uva, Sabaragamuwa	JICA & GOSL (L)	16,201.00	Oct. 2012	Mar. 2019	1,282	1,282	1,565	494	3,717	22	19	78	71		
205	Rural Road Re-awakening	All Districts in Sri Lanka	GOSL	1,500.00	Jan.2018	Dec.2018	3,100	2,100	1,822	196	1,822	60	50	60	50		
M/Higher Education and Cultural Affairs																	
206	Para Clinical Building Stage 11 Faculty of Medicine	University of Peradeniya	GOSL	795.00	2014	2018	15.00	15.00	5.75	-	246.10	30	-	94	64	9	
207	Master Plan Development Faculty of Agriculture Phase 1	University of Peradeniya	GOSL	930.00	Aug. 2014	Jul. 2018	22.00	120.00	120.44	-	872.91	0	-	100	100		
208	Phase IV Building for the faculty of Medical Sciences	Gangodawila, Nugegoda (Uni. of J'pura)	GOSL	1,599.40	Mar. 2014	Mar. 2017	58.00	45.00	-	13.00	1,434.30	0	-	100	100		
209	Faculty of Technology building & Infrastructure	Gangodawila, Nugegoda (Uni. of J'pura)	GOSL	3,073.50	Jul. 2016	Jun. 2019	943.00	943.00	1,001.00		1,139.00	25	36	30	41		
210	Multipurpose Building for faculty of Humanities & Social Sciences	Gangodawila, Nugegoda (Uni. of J'pura)	GOSL	1,364.00	2018	2020	10.00	0.50	0.38	0.50	0.38	No target set	-	-	0		
211	Multipurpose building complex for Faculty of Management Studies & Commerce	Gangodawila, Nugegoda (Uni. of J'pura)	GOSL	1,761.00	2018	2020	10.00	0.50	0.28	0.50	0.28	No target set	-	-	0		
212	Building Complex (ICT) for the Department of Industrial Management	University of Kelaniya	GOSL	500.00	May-16	Oct-18	150.00	127.00	126.80	25.00	371.10	40	32	88	80		
213	New Lecture theatre complex of the Faculty of Science	University of Kelaniya	GOSL	500.00	Oct-17	Oct-19	90.00	70.00	47.35	0.70	122.94	13	14	13	14		
214	Building Complex for the Faculty of Engineering	Kilinochchi (University of Jaffna)	GOSL	1,550.00	Apr.2013	Feb. 2018	51.80	60.00	57.20	2.80	1,549.90	0	-	100	100		
215	Design ,construction and commissioning of Eight storied building for the Clinical Departments, Faculty of Medicine	Jaffna (University of Jaffna)	GOSL	700.00	Jun-18	Apr. 2018	106.80	90.00	47.60	13.40	159.54	30	6	35	11	4.9	
216	Design, construction and commissioning of buildings and other related structures for Engineering Technology and Bio System Technology	Kilinochchi (University of Jaffna)	GOSL	525.00	May. 2017	Feb. 2019	280.00	280.00	114.70	25.30	180.58	45	30	50	35	8	
217	Establishment of Research & Training Complex at the Faculty of Agriculture, University of Jaffna	Kilinochchi (University of Jaffna)	GOSL/ JICA	2,415.00	May-17	Jun-20	900.00	857.00	769.30	-	857.20	40	40	45	45		
218	Construction of a New building complex for the Faculty of Applied Sciences stage 11 phase 1	Beliuloya (Uni. of Sabaragamuwa)	GOSL	564.52	2018	Dec. 2020	62.00	55.00	1.51		1.51	No target set	-	-	0		
219	Construction of play ground and Lecture Theatre Complex	Beliuloya (Uni. of Sabaragamuwa)	GOSL	793.00	Sep.2010	Jun.2013	7.00	7.00	-	-	771.92	0	-	100	100		

S.N	Project Name	Basic information					Financial Progress (Rs.Mn)					Physical Progress				Issue No/s (Refer Summary 2)	Status (G/A/R/P/LB/B)
		Location	Funding Agency	Project Cost (Rs.Mn)	Commencement Date	Completion Date	Allocation 2018	Financial Target up to Q3	Expenditure up to Q3	Bills in hand (Q3)	Cumulative Expenditure up to Q3	2018		Overall (%)			
												Target up to Q3	Achievement up to Q3	Target	Achievement		
220	Building complex for Agricultural science	Belihuloya (Uni. of Sabaragamuwa)	GOSL	975.90	2018	2021	59.00	-	-	-	-	No target set	-	-	0		
221	Building complex for Social Science stage 1/11	Belihuloya (Uni. of Sabaragamuwa)	GOSL	750.00	2018	2020	1.00	-	-	-	-	No target set	-	-	0		
222	Building complex for Management Faculty 1/11	Belihuloya (Uni. of Sabaragamuwa)	GOSL	734.70	2018	2020	1.00	-	-	-	-	No target set	-	-	0		
223	Faculty of Medicine	Kuliyaipitiya (Uni. of Wayamba)	GOSL	2,341.40	Aug.2017	Sep.2019	1,200.00	822.00	634.89	20.64	788.98	40	40	45	45		
224	Wayamba University TownShip Development Project	Wayamba University	GOSL, Saudi	3,678.79	2018	2021	280.00	6.00	5.70		5.70	0	2	-	2		
225	Construction of Building Complex for the Faculty of Health Care Science, Eastern University, Sri Lanka Project	Eastern University	Kuwait Fund for Arab Economic Development & Government of Sri Lanka	6,356.50	Mar. 2016	Dec.2020	382.00	332.30	26.59	4.03	74.99	50	4	60	14	4.5	
226	PGIM Rodney Street Development Project	University of Colombo	GOSL	2,500.00	Mar-18	Nov. 2018	395.00	641.70	285.10	397.40	1,267.20	35	29	98	92		
227	South Eastern University of Sri Lanka Development Project - Phase 1B	Oluvil, Ampara (South Eastern University)	Kuwait Fund for Arab Economic Development (KFAED)	1,869.50	Mar-12	Sep. 2018	122.00	160.00	166.00	-	1,586.00	7	7	100	100		
228	Design, construction and completion of pre clinical building	Saliyapura (Rajarata University)	GOSL	896.00	2018	2020	170.00	2.00	1.17	-	1.17	No target set	-	-	0	5	
229	Construction of FCBS Building	Trincomalee (Eastern University)	GOSL	821.40	May-18	Nov.2020	80.00	161.27	25.00	55.64	25.00	20	10	20	10	1	
230	Building for Multipurpose Auditorium	Trincomalee (Eastern University)	GOSL	784.80	May-18	Nov.2020	80.00	155.13	25.00	52.56	25.00	20	5	20	5	1	
231	Proposed building for Faculty of Music & Common facilities	Uni. of the Visual and Performing	GOSL	775.00	Jun-17	Jun-20	92.00	34.00	35.20	-	182.00	15	15	15	15		
232	60 Hostel Project (Phase 111)	All Island	GOSL	5,900.00	Jan. 2018	Dec. 2018	2,043.00	2,042.54	2,042.50		5,424.00	38	40	98	100		
233	Accelerating Higher Education Expansion & Development Project	All Universities	World Bank & GOSL	14,500.00	Jun .2017-	Jun.2023	1,188.00	500.00	56.00	-	56.00	15	10	15	10		
234	Science & Technology Human Resources Development Programme for the Universities of Kelaniya, Sabaragamuwa, Rajarata, & Colombo and Engineering Faculty of University of Sri Jayawardanapura	Universities of Kelaniya, Sabaragamuwa, Rajarata, & Colombo and Engineering Faculty of University of Sri Jayawardanapura	GOSL & ADB	26,400.00	2018	2022	1,450.00	55.00	7.70	-	7.70	15	-	15	0	1,5,10	


S.N	Project Name	Basic information					Financial Progress (Rs.Mn)					Physical Progress				Issue No/s (Refer Summary 2)	Status (G/A/R/P/LB/B)
		Location	Funding Agency	Project Cost (Rs.Mn)	Commencement Date	Completion Date	Allocation 2018	Financial Target up to Q3	Expenditure up to Q3	Bills in hand (Q3)	Cumulative Expenditure up to Q3	2018		Overall (%)			
												Target up to Q3	Achievement up to Q3	Target	Achievement		
235	Construction of three Building Blocks for the Faculty of Fisheries and Marine Sciences and Technology (FMST)	Wellamadama, Matara (University of Ruhuna)	GOSL	694.40	May. 2015	July. 2017	75.00	75.00	36.78	-	590.20	0	-	100	100		
236	Design , construction , supervision and commissioning of building complex for the Faculty of Technology	Hapugala , Galle (University of Ruhuna)	GOSL	691.80	2016	2019	140.00	140.00	164.33	24.33	480.19	29	34	84	89		
237	Proposed building complex for the Clinical Department, library, Canteen and Teaching facilities - Balance works	Maradana (University of Colombo)	GOSL	6,604.00	Feb. 2014	May.2020	520.00	1,104.65	470.69	634.00	1,170.00	20	14	24	18	4.5	
238	Proposed Information and Learning Center at Faculty of Science	University of Colombo	GOSL	850.00	Nov. 2017	November. 2019	103.00	120.48	61.06	59.42	61.60	8	3	8	3	1.4	
239	Establishment of Faculty of Technology University of Colombo	University of Colombo	GOSL	2,087.00	Jan.2018	Oct. 2020	700.00	420.31	420.31		423.96	8	3	8	3	1.4	
240	Repayment of local bank loan obtained for Relocation and Development of the Institute of Technology - University of Moratuwa	Homagama	GOSL	10,291.00	Jul-18	2022	2,955.00	2,955.00	2,953.60		2,953.60	20	20	20	20		
241	Supply and Installation of Laboratory Equipment to the Medical Faculties of Eastern University of Sri Lanka and University of Peradeniya	Eastern University and University of Peradeniya	Autrian grant	908.40	2018	2019	240.00	-	-	-	-	No target set	-	-	0		
242	Design, Construction, Supervision, Commissioning completion and Maintenance of Twel storied building complex for the Faculty of Medicine	University of Ruhuna	GOSL	1,179.70	Nov.2017	Nov . 2019	500.00	300.00	226.36		226.36	27	17	27	17	5	
243	Establishment of state medical faculties at Sabaragamuwa	Uniwersity of Sdabaragamuwea	GOSL	5,015.50	2018	2022	450.00	-	-	-	-	7	4	7	4	5.9	
244	Construction of SAARC Cultural center	Matara	GOSL	1,583.60	2011	2019	100.00	100.00	71.00	-	1,363.77	7	2	77	72	5,12	
Ministry of Hill Country New Villages, Infrastructure and Community Development																	
245	Green gold housing programme (State Housing Programme)	Plantation human development trust (PHDT) area of Nuwara Eliya, Badulla,Hatton,Kgalle, Kandy,Rathnapura and Galle	GOSL	12,000.00	Jan.2016	Dec.2020	2000	1200	1044.8	-	3549.12	48	31	52	35	9	
246	Indian grant Assisted Housing Programme	Plantation human development trust (PHDT) area of Nuwara Eliya, Badulla,Hatton,Kgalle, Kandy,Rathnapura and Galle	GOSL& government of India	4,480.00	Jan.2016	Dec.2018	677	675.24	644.39		1009.39	15	9.5	17.5	12	9	
247	Lagging area social economics development project	Nuwara Eliya, Badulla,Hatton,Kgalle, Kandy,Rathnapura,Kalu thara,Kurunegala ,Mathale and Galle	GOSL	3,050.00	2016	2021	500	331	300.64	92.7	1077.84	17	12	36	31	10	

S.N	Project Name	Basic information					Financial Progress (Rs.Mn)					Physical Progress				Issue No/s (Refer Summary 2)	Status (G/A/R/P/LB/ B)
		Location	Funding Agency	Project Cost (Rs.Mn)	Commencement Date	Completion Date	Allocation 2018	Financial Target up to Q3	Expenditure up to Q3	Bills in hand (Q3)	Cumulative Expenditure up to Q3	2018		Overall (%)			
												Target up to Q3	Achievement up to Q3	Target	Achievement		
248	Livelihood and basic facility improvement in rural areas	PHDT areas of Hattan,Kandy, Nuwara Eliya, Badulla,Kgalle,Kandy, Rathnapur	GOSL	860.00	2018	2018	100	56	42.33	62.4	89.38	29	24	42	37		
Ministry of Home Affairs																	
249	Construction of Colombo District Secretariat Complex	Colombo	GOSL	3,487.00	2015	2018	1000.00	935.38	935.38	-	3070.50	24.00	16.00	92	84		
250	New Administrative Complex - Gampaha	Gampaha	GOSL	3,000.00	2017	2019	350.00	50.00	-	-	-	10.00	-	10	-	1	
251	Improvement of Divisional Secretariats (Renovated with infrastructure facilities and other inward facilities in 120 Divisional secretariats in all Districts)	All Island	GOSL	2,070.00	2016	2018	1137.00	560.00	263.00	-	1877.32	20.00	4.00	88	82		
252	Galle District Secretariat new Auditorium	Galle	GOSL	1,700.00	2018	2020	20.00	-	-	-	-	10.00	-	10	-	1	
253	New District Secretariat Complex- Polonnaruwa	Polonnaruwa	GOSL	1,476.00	2016	2018	400.00	269.43	269.43	-	406.43	36.80	34.00	89	85		
254	Construction of Batticaloa New District Secretariat Building	Batticaloa	GOSL	804.00	2016	2018	204.00	144.67	144.67	-	437.94	40.00	40.00	86	86		
255	Construction of District Secretariat complex-Rathnapura	Rathnapura	GOSL	696.00	2014	2018	224.00	45.24	45.24	-	488.89	9.00	7.00	97	95		
256	Matale District Secretariat new complex	Matale	GOSL	550.00	2016	2019	225.00	35.30	35.30	-	259.67	15.00	12.00	78	75		
257	Pubdamu Polonnaruwa	Polonnaruwa	GOSL	10,000	Jan. - 2018	Dec. 2018	10000.00	5689.08	5689.08	-	5689.08	65.00	55.00	65	55		
Ministry of Housing and Construction																	
258	Construction of new houses for low income families 2018 Programme	Islandwide	GoSL	5,000.00	Jan. 2018	Dec 2018	1,971.67	1,186.50	553.50	-	553.50	38.00	54.00	38	54	-	
	Continuation Programme				Jan 2018	Dec 2018	3,028.63	3,028.30	2,422.10	-	4,625.30	22.00	14.00	100	92	-	
259	Completion of Partially Constructed Houses of Low income Families	Islandwide	GoSL	1,000.00	Jan 2018	Dec 2018	1,000.00	875.00	898.70	-	898.70	37.00	60.00	37	60	-	
260	Housing Programme for Resettlement Families in Northern & Eastern Provinces 2018 Programme	Northern & Eastern Provinces	GoSL	2,500.00	Jan 2018	Jun 2018	2,401.00	1,834.00	1,186.10	-	1,186.10	93.00	78.00	93	78	-	
	Continuation Programme			2,517.00	Jan 2018	Dec 2018	599	599	275.2	-	2193.7	2	1	100	99	-	
261	Infrastruture development projects for housing schemes	Hambantota	GoSL	1,015.60	Jan 2018	Dec 2018	812.00	597.00	110.10	-	110.10	60.00	12.00	60	12	6	
Ministry of Industry and Commerce																	
262	Infrastructure development of Raigama IE	Millaniya	GOSL	600.00	Jun, 2018	Dec. 2018	150.00	100.00	89.00	0.00	89.00	75	10	75	10	1	
263	Expand Lak Sathosa and Osu Sala Franchise Shops	All Island	GOSL	500.00	Jun, 2018	Dec. 2018	500.00	120.00	80.00	0.00	80.00	60	27	60	27	4	

S.N	Project Name	Basic information					Financial Progress (Rs.Mn)					Physical Progress				Issue No/s (Refer Summary 2)	Status (G/A/R/P/LB/ B)
		Location	Funding Agency	Project Cost (Rs.Mn)	Commencement Date	Completion Date	Allocation 2018	Financial Target up to Q3	Expenditure up to Q3	Bills in hand (Q3)	Cumulative Expenditure up to Q3	2018		Overall (%)			
												Target up to Q3	Acheivement up to Q3	Target	Acheivement		
264	Development of Tharapuram Tank and Co-operative Villages	Mannar	GOSL	775.00	2017	2019	445.00	100.00	50.30	0.00	50.30	25	15	30	20	4	
265	Environmental Friendly Solution	Islandwide	GOSL/JICA	2,000.00	Jun, 2018	Dec. 2018	2000.00	550.00	0.00	0.00	0.00	75	50	75	50	9	
266	Small and Micro Industries Leader & Enterprenure Promotion Project	Islandwide	GOSL/JICA	2,000.00	Jun, 2018	Dec. 2018	2000.00	500.00	456.28	0.00	456.28	75	22	75	22	12	
267	Trade Related Assistance in Sri Lanka(EU)	islandwide	EU	1,400.00	2016.Nov	2020.Oct	400.00	100.00	-	-	5.00	40	77	40	36		
268	Task Force on Resettlement of Protracted IDPs	North, Eastern, Puttalam	GOSL	1,750.00	2018.07.01	2020.12.31	1750.00	1208.00	931.00	-	931.00	60	62	70	37	4	
Ministry of Internal Affairs and Wayamba Development																	
269	Rural and Agricultural Roads - Wayaba Development Programme	NWP	GOSL	500	Jan-18	Dec-18	500	353.77	23.78	-	23.78	Improvement of 370 Roads	50	Improvement of 370 Roads	50		
270	The Project of Electronic National Identity Card (e-NIC)	All Island	GOSL	8,000.00	2012	2019	1300	379.35	325.45	0	1849.7	11	6	72.6	65.30	9	
Ministry of Irrigation and Water Resources Management																	
271	Deduru Oya Reservoir Project	Kurunegala/ Puttalam	GOSL	13,540.00	2006	2019	750.00	598.00	192.23	-	12,007.24	4.60	2.00	91.6	89.0	10	
272	Menik Ganga Reservoir	Hambantota	GOSL	2,900.00	2005	2019	130.00	99.00	6.27	-	2,692.74	3.50	5.10	96.5	98.1		
273	Rambukkan Oya Reservoir Project	Ampara	GOSL	3,970.00	2006	2018	50.00	45.00	11.18	-	3,884.11	0.80	1.10	98.8	99.1		
274	Yan Oya Project	Anuradhapura/ Trincomalee	GOSL	36,855.00	2012	2020	3,500.00	2,610.00	2,542.75	-	23,353.80	6.60	10.00	66.6	70.0		
275	Galoya Navodaya	Ampara	GOSL	1,260.00	2008	2019	132.00	103.00	19.28	-	1,127.75	7.20	5.60	95.2	93.6		
276	Essential Rehabilitation in selected Major Irrigation Schemes	Island wide based	GOSL	6,000.00	2009	2020	500.00	357.50	182.84	-	4,756.20	3.00	3.00	83	83		
277	Morana Reservoir project	Badulla	GOSL	1,700.00	2012	2020	471.00	471.00	382.18	-	2,009.01	14.90	14.00	69.9	69.0		
278	Kalugal Oya Reservoir Project	Ampara	GOSL	1,517.00	2012	2018	813.00	778.00	304.97	-	1,379.33	28.40	30.50	75.4	77.5		
279	Kumbukkanoya Reservoir	Monaragala	GOSL	32,397.00	2016	2022	500.00	380.00	19.39	-	108.75	0.90	0.40	1.2	0.7	4	
280	Rugam Kitula Reservoir Project (Mundeniaru River basin Development Project)	Batticaloa	GOSL	4,500.00	2015	2020	60.00	50.00	11.02	-	49.07	0.20	0.40	0.4	0.6		

S.N	Project Name	Basic information					Financial Progress (Rs.Mn)					Physical Progress				Issue No/s (Refer Summary 2)	Status (G/A/R/P/LB/ B)
		Location	Funding Agency	Project Cost (Rs.Mn)	Commencement Date	Completion Date	Allocation 2018	Financial Target up to Q3	Expenditure up to Q3	Bills in hand (Q3)	Cumulative Expenditure up to Q3	2018		Overall (%)			
												Target up to Q3	Achievement up to Q3	Target	Achievement		
281	Polonnaruwa District Irrigation Development Project	Polonnaruwa	GOSL	7,158.00	2017	2023	400.00	252.00	210.76	-	418.67	4.00	3.00	8	7	12	
282	Accelerated Irrigation Development Project in Monaragala District	Monaragala	GOSL	2,950.00	2017	2022	352.70	290.00	121.84	-	154.04	10.70	10.00	22.7	22.0		
283	Rehabilitation of Ginganga Flood Regulation Project	Galle	GOSL	700.00	2014	2018	400.00	377.00	227.06	-	351.47	45.00	38.00	65	58		
284	Kelani River Bund Protection	Central, Sabaragamuwa & Western Province	GOSL	1,000.00	2018	2020	100.00	53.00	6.37	-	6.37	7.00	-	7	-	5	
285	Flood Mitigation Project in Kelani ganga, Mundeniaru River Basin, Kaluganga Basin, Nilwalaganga Basin & Ginganga	Central, Sabaramuwa, Western, Eastern and Southern Provinces	GOSL	24,140.00	2018	2023	500.00	350.00	25.23	-	25.23	4.00	2.00	4	2	9	
286	Augmentation of Mahagalgamuwa Tank	Kurunegala	GOSL	500.00	2014	2018	70.00	60.00	39.29	-	270.27	14.00	25.00	64	75		
287	Thalpitigala Reservoir	Badulla Nuwara Eliya	China	28,160.00	2016	2022	4,974.44	2,173.00	15.67	-	31.29	0.1	0.1	0.15	0.2		
288	Lower Malwathu Oya Multisector Development Project	A'Pura Vavuniya Mannar	GOSL	12,000.00	2016	2022	50.00	38.00	17.10	5.50	79.36	0.40	0.50	0.90	1.00		
289	Climate Resilience Improvement Project I	Island-wide	WB	14,534.00	Aug. 2016	May.2020	3,050.00	2,064.70	1,711.50	-	9,110.50	16.00	11.00	74	69	5	
290	Climate Resilience Improvement Additional Financing	Island-wide	WB	6,048.00	2016	2019	1,160.00	964.20	1,024.99	-	1,618.18	18.00	17.00	56	54		
291	Establishment of Groundwater Monitoring Network- Pilot Project	Malwathu Oya, Kumbukkan Oya and Maduru Oya basins	GOSL/ Netherland	3,719.15	2017	2019	1,500.00	359.39	1,304.30	-	1,304.30	0.15	3.70	0.15	3.70		
292	Productivity Enhancement and Irrigation System Efficiency Improvement Project	Island-wide	GOSL	18,500.00	2017	2022	500.00	368.00	82.26	-	229.58	1.60	0.50	3.3	2.1	9	
293	Rehabilitation of Major and Medium Irrigation Schemes including emergency infrastructure Rehabilitation Works	Island wide	GOSL	717.00	Jan. 2018	Dec. 2018	716.86	572.64	191.49	-	191.49	60.00	30.00	60	30	10	
294	Mahaweli Left Bank Lower Basin Development Project	Trincomalee	Saudi	6,285.00	2018	2022	120.00	100.00	28.17	-	28.17	1.00	-	1	-	1	
295	Heda Oya reservoir	Monaragala	GOSL	11,000.00	2018	2022	150.00	-	-	-	-	-	-	-	-	1	
296	Construction of Houses in Landslide Affected Areas in Kegalle	Landslide affected areas	GOSL	2,838.00	Jan.2016	Dec.2018	800.00	800.00	210.29	-	1,830.12	54.00	30.00	100	76	5	

S.N	Project Name	Basic information					Financial Progress (Rs.Mn)					Physical Progress				Issue No/s (Refer Summary 2)	Status (G/A/R/P/LB/B)
		Location	Funding Agency	Project Cost (Rs.Mn)	Commencement Date	Completion Date	Allocation 2018	Financial Target up to Q3	Expenditure up to Q3	Bills in hand (Q3)	Cumulative Expenditure up to Q3	2018		Overall (%)			
												Target up to Q3	Achievement up to Q3	Target	Achievement		
297	Resettlement of Displaced People Due to Landslide Threaten and Landslide	Landslide high risk areas	GOSL	21,050.00	Jan.2017	Dec.2021	2,000.00	2,000.00	978.77	-	1,445.79	20.00	28.00	30	38		
298	Rehabilitation of Damaged Roads caused to Flood and Landslides	Matara, Galle, Ratnapura, Kagalle and Hambanthota	GOSL	1,000.00	Jan.2018	Dec.2018	1,000.00	1,000.00	1,000.00	-	1,000.00	75.00	100.00	75	100		
Ministry of Justice and Prison Reforms																	
299	Construction of Court Complex in Galle	Galle	GOSL	823.15	2013	2017	250	0	0	0	378.31	0	0	100	47	9	
300	Construction of Court Complex in Matara	Matara	GOSL	1,101.64	2016	2019	300	225	146.61	17.48	659.9	29	27	75	73		
301	New Office Complex at Attorney General's Dept.	Colombo	GOSL	1,182.00	2016	2019	426	75	208.85	0	611.6	35	20	64	49	9	
302	Construction of Court Building in Matale	Mathale	GOSL	850.00	2017	2019	56.85	50	0	0	0	12	0	12	0	9	
303	Construction of Pallekelle prison Complex	Pallekelle	GOSL	4,363.00	2007	2018	273.5	203.5	57.05	3.63	1494.09	1.5	1.4	49.5	49.4	12	
304	Construction of Jaffna Prison Complex	Jaffna	GOSL	1,137.36	2011	2018	300	220	84.39	35.12	752.45	58	38.23	94	74.23	9	
305	Relocation Project at Tangalle	Tangalle	GOSL	4,996.50	2012	2018	110	0	28.7	0	4565.02	1.5	0	99.5	98		
306	Rathnapura Court Complex	Rathnapura	GOSL	2500	2018	2021	350	30	0	50	0	2	1	2	1	1	
307	Welimada Court Complex	Welimada	GOSL	500	2018	2020	150	6	0	0	0	2	0	2	0	1	
Ministry of Labour & Trade Union Relations																	
308	Construction of "Mehewara Piyasa" Building	Narahrenpita	GoSL	8,557.00	2009	Jun. 2018	1,742	1,742	1,086	352	8,270	32	10	100	86		
Ministry of Lands																	
309	Land Acquisition for State purpose	Island wide	GOSL	2,243.85	Jan. 2018	Dec. 2018	2243.85	1866	2169.8	-	2169.8	83	89	83	89		
Ministry of Mahaweli Development and Environment																	
310	Piisaru Programme	All Island	GOSL	6,589.00	Jan.2008	Dec.2020	290.00	166.91	103.07	89.81	2,801.03	15.40	10.05	85.10	79.75	9	
311	Construction of Solid Waste Disposal Facilities Project	Jaffna, Polonnaruwa Anuradapura Galle	GOSL/ Korea	3,820.00	Jan.2013	Dec.2021	1,200.00	36.41	30.35	-	444.99	2.50	2	37.5	37	5	
312	Addressing Climate Change Impacts on Marginalised Agricultural Communities at Mahaweli River Basin	Polonnaruwa, Nuwara Eliya District	WFP	998.00	Aug.2014	Aug.2019	250.00	114.50	62.11	18.81	423.16	30	25	72	67		
313	Environmentally Sound Management and Disposal of PCB Waste and PCB Contaminated Equipment in Sri Lanka	All Island	UNIDO/ GEF	685.10	July.2016	Dec. 2020	27.34	21.23	7.80	-	28.38	15	13	55	53		
314	Eco-System Conservation and Management Project (ESCAMP)	Island Wide	IDA, World Bank	6,750.00	Jan. 2017	June.2021	910.00	838.50	643.81	-	847.24	10	10	12	12		
















S.N	Project Name	Basic information					Financial Progress (Rs.Mn)					Physical Progress				Issue No/s (Refer Summary 2)	Status (G/A/R/P/LB/ B)
		Location	Funding Agency	Project Cost (Rs.Mn)	Commencement Date	Completion Date	Allocation 2018	Financial Target up to Q3	Expenditure up to Q3	Bills in hand (Q3)	Cumulative Expenditure up to Q3	2018		Overall (%)			
												Target up to Q3	Acheivement up to Q3	Target	Achievement		
315	Moragahakanda and Kaluganga Reservoir Project	Matale, Polannaruwa	CDB, SFD, KFAED, OFID, GOSL (L)	108,554.00	Jan.2007	Dec.2019	13,657.00	10,427.75	11,594.84	1,428.41	87,501.34	9	10	96	97		

S.N	Project Name	Basic information					Financial Progress (Rs.Mn)					Physical Progress				Issue No/s (Refer Summary 2)	Status (G/A/R/P/LB/B)
		Location	Funding Agency	Project Cost (Rs.Mn)	Commencement Date	Completion Date	Allocation 2018	Financial Target up to Q3	Expenditure up to Q3	Bills in hand (Q3)	Cumulative Expenditure up to Q3	2018		Overall (%)			
												Target up to Q3	Achievement up to Q3	Target	Achievement		
316	Mahaweli Consolidation Project (Set B Rehabilitation)	Pollonnaruwa & Batticalo District	GOSL	4,910.00	Jan.2007	Dec.2018	290.00	240.00	175.34	55.00	4,229.62	6	6	95	95		
317	Uma Oya Diversion Project	Badulla Moneragala	GOSL /Iran	89,800.00	Mar.2010	Dec.2020	9,300.00	6,494.00	5,348.64	701.00	67,357.34	10	4.62	92.38	87	12	
318	Rehabilitaion of Major and Medium Irrigation Schemes Including Emergency Infrastructure Rehabilitation Works	North, North Central, Eastern, Southern, Uva provinces	GOSL	825.00	Jan.2015	Dec.2018	150.00	95.80	92.96		543.66	7	6	61	60		
319	Redeemaliyadda Integrated Development Project	Badulla (Rideemaliyadda)	GOSL	1,100.00	Jan.2012	Dec.2019	100.00	52.00	38.25	8.53	594.12	9	7	75	73		
320	Welioya Integrated Development Project	Anuradhapura, Vavuniya, Mullative	GOSL	3,957.10	Jan.2012	Dec.2018	300.00	190.00	133.50	10.00	1,889.32	7	7	62	62		
321	Maduru Oya Right Bank Development (System B)	Pollonnaruwa & Batticalo District - Koralepaththu North, Welikanda Division	GOSL	935.50	Jan.2014	Dec.2018	60.00	49.43	50.00	23.00	649.35	9	9	75	75		
322	Mahaweli Warter Security Investment Program (MWSIP)	Matale, Kandy, Kurunagala, Anuradhapura, Polonnaruwa	ADB & GOSL	97,820.00 (US\$ 670 Million) Tranche 1 (27,740)	July.2015	June.2020	6,889.00	4,720.00	2,873.57	948.89	6,458.52	18	15.15	34.85	32		
323	Dam Safety and Water Resources Planning Project	Island wide	WB-IDA GOSL	11,154.00	2014	2018	2,540.00	2,540.00	2,272.30	-	10,996.27	14	14	100	100		
324	Rambaken Oya Integrated Development project	Ampara District - Mahaoya/Padiyathalawa DS Division	GOSL	1,086.00	Jan.2012	Dec.2019	115.00	85.00	61.00	18.38	354.34	8	8	43	43		
325	Maduru Oya Right Bank Development	Pollonnaruwa & Batticalo	China (EXIM)/GOSL	75,525.00	2,018.0	2024	5.10	-	-	-	-	-	-	-	-	1	
326	Climate Resilient Integrated Water Management Project (CRIWMP)	Anuradhapura, Vavuniya, Kurunagala, Puttalam, Trincomalee, mannar and Polonnaruwa	GCF & GOSL	7,968.00	Aug.2017	2024	892.51	454.16	109.20	-	121.94	12	9	15	12	5	
Ministry of Megapolis and Western Development																	
327	Metro Colombo Urban Development Project	Colombo,Sri Jaywardenapura Kotte, Dehiwala, Mt. Lavinia Municipal Council areas and Kolonnawa Urban Council area	World Bank & GOSL	40,129.00	July 2012	June 2020	7,656	5,810	2,390.26	-	17,987.76	10	7	72	61	6,9	
328	Greater Colombo Urban Transport Development Project (3k Project)	Kottawa, Kaduwela, Kadawatha	JICA & GOSL	3,625.00	Sep 2009	Dec-19	628	512	327.55	0	3197.15	4	3	97	95	5,9,10,11	
329	Light Rail Transits System Project (LRT)	Western Province	JICA & GOSL	342,392.00	Jan. 2017	Dec. 2026	2,215	2,170	60	0	91	9	8	10	9		

S.N	Project Name	Basic information					Financial Progress (Rs.Mn)					Physical Progress				Issue No/s (Refer Summary 2)	Status (G/A/R/P/LB/ B)
		Location	Funding Agency	Project Cost (Rs.Mn)	Commencement Date	Completion Date	Allocation 2018	Financial Target up to Q3	Expenditure up to Q3	Bills in hand (Q3)	Cumulative Expenditure up to Q3	2018		Overall (%)			
												Target up to Q3	Achievement up to Q3	Target	Achievement		
330	Strategic Cities Development Project (Kandy Galle)	Kandy & Galle	World Bank & GOSL	27,150.00	July 2014	Dec 2019	4,100	2,822	1,234	0	5,712	12	11	23	22.61		
331	Strategic Cities Development Project Jaffna	Jaffna	World Bank & GOSL	9,750.00	Oct 2016	Dec 2021	1,400	987	80	0	160	5	4	7.5	6.1		
332	Anuradhapura Integrated Urban Development Project (AIUDP)	Anuradhapura Municipal Area	AFD & GOSL	10,125.00	Dec 2016	Dec-21	345	241	253.91	0	326.13	3	1.5	5	2.5	6,12	
333	Colombo Port City Development Project	Colombo	GOSL	6,007.00	Jan-16	Dec. 2019	3,185	3,093	2,641	0	6,006	24	27	90	90		
334	Metro Colombo Solid Waste Management Project	Metro Colombo	GOSL	19,439.00	Jan. 2017	Dec. 2020	4,908	3,000	2,379	105	2,488	35	17	60	42	6,9,11	
335	Construction of Superstructure for Manning Market	Peliyagoda	GOSL	6,000.00	Dec-17	Dec-20	2,000	1,700	858	148	2,006	14	12	54	52		
336	Anuradhapura Township Development Project	Anuradhapura	GOSL	1,450.00	Jan 2016	Dec 2020	185	185	0	0	0	11	1	16	6	1,9	
337	Project Implemented by the Urban Development Authority	Kandy, Kegalle, Matara, Galle, Colombo, Hambantota, Kalutara and Gampaha Districts	GOSL	1,366.00	Jan 2018	Dec 2018	1,000	662	67	405	67	75	39	75	39	4,9,10,12	
338	Thuru Wadula Project	N' Eliya, Kandy, Trincomalee, Jaffna, Rathnapura, Kalutara and Colombo Districts	GOSL	1,770.00	Jan-18	Dec. 2018	1,500	968	97	0	97	75	20	75	20	4,9	
339	Township Development Projects in Nine Province	N'eliya, Kandy, Matale, Kilinochchi, Mulative, Polonnaruwa, Anuradhapura, Puttalam, Rathnapura, Kurunegala, Hambantota, Badulla, Colombo, Kalutara, Gampaha, Batticaloa, Vauniya, Manner, Jaffna and Monaragala Districts	GOSL	8,896.00	Jan 2018	Dec 2018	4,965	3,928	1,620	0	1,620	75	51	75	51	4,10,11,12	

S.N	Project Name	Basic information					Financial Progress (Rs.Mn)					Physical Progress				Issue No/s (Refer Summary 2)	Status (G/A/R/P/LB/B)
		Location	Funding Agency	Project Cost (Rs.Mn)	Commencement Date	Completion Date	Allocation 2018	Financial Target up to Q3	Expenditure up to Q3	Bills in hand (Q3)	Cumulative Expenditure up to Q3	2018		Overall (%)			
												Target up to Q3	Achievement up to Q3	Target	Achievement		
340	Sustainable Development and Creating Modern Sustainable Urban Hub	Kandy, Polonnaruwa, Anuradhapura, Puttalam, Rathnapura, Hambantothota, Galle, Kalutara, Gampaha and Colombo Districts	GOSL	1,748.00	Jan. 2018	Dec. 2018	1,283	999	100	0	100	75	32	75	32	4,5,12	
341	Project Implemented by the Sri Lanka Land Reclamation Development Corporation (SLLRDC)	Western Province	GOSL	2,000.00	Jan 2018	Dec 2018	2,000	1,614	0	847	0	75	62	75	62		
342	Weras Ganga Strom Water Drainage & Environment Improvement Project Project-SLLRDC	Western Province	GOSL	11,050.00	Apr. 2013	Dec. 2019	1,873	1,333	636	428	4,809	13	12	56	55		
343	Nilwala River Bank Development	Matara	GOSL	1,500.00	Jan. 2017	Dec-20	1,500	971	42	0	137	15	10	25	20	10	
344	Improving Bus Service to Promote Public Transport	Western Region	GOSL	27,751.00	Jan. 2017	Dec-19	1,500	1,139	193	0	297	25	23	37.5	35		
345	Improvement of Road Infrastructure in the Homagama Region (Tech City Development)	Kalutara & Colombo	GOSL	6,901.00	Nov-17	July. 2020	1,500	587	1	0	1	20	17	20.5	17.3		
346	Urban Regeneration Project	Western Region	GOSL	36,088.00	Apr-12	Dec. 2019	17,500	17,350	3,912	3,782	12,412	75	52	75	52	6,9,10	
347	Implementation of Megapolis Development Project	Western Province	GOSL	562,400.00	Jan-17	Mar-23	1,200	991	161	0	161	45	40	45	40		
State Ministry of National Unity and Co-existence																	
348	Economic Engagement Programme in North & Eastern Province under the Comprehensive District Development Plan (DDP) Programme	North & Eastern Provinces	GOSL	1,567.00	Jan-18	Dec-18	1,567	244.72	244.72	-	244.72	75	67.5	75	67.5	-	
349	Reconciliation Focused Economic Empowerment Project	North & East	GOSL	1,000.00	Jan-18	Dec-18	1,000.00	845	225	620	225	75	66	75	50	13	
350	Rural Irrigation Development Project (Budget Proposal)	North & Eastern Provinces	GOSL	500.00	Jan-18	Dec-18	500	-	-	-	-	70	63	70	63	-	
351	Strengthening the Reconciliation Process in Sri Lanka	Island Wide	GOSL/ EU	765.00	Jan-18	Dec-18	765	420.6	420.6	-	420.6	75	60	75	60	-	
352	Office on Missing Persons (OMP)	Island Wide	GOSL	1,400.00	Jan-18	Dec-18	1,400	3	3	-	3	80	30	80	30	11	
Ministry of National Integration Reconciliation and Official Languages																	





S.N	Project Name	Basic information					Financial Progress (Rs.Mn)					Physical Progress				Issue No/s (Refer Summary 2)	Status (G/A/R/P/LB/ B)
		Location	Funding Agency	Project Cost (Rs.Mn)	Commencement Date	Completion Date	Allocation 2018	Financial Target up to Q3	Expenditure up to Q3	Bills in hand (Q3)	Cumulative Expenditure up to Q3	2018		Overall (%)			
												Target up to Q3	Achievement up to Q3	Target	Achievement		
353	50,000 Housing Programme	North & East	GOSL	750.00	Jan-18	Dec-18	750	-	-	-	263.73	-	-	-	-	1	
Ministry of National Policies and Economic Affairs																	
354	Rural Infrastructure Development Programme	All Island	GOSL	12,450.00	Jan 2018	Dec 2018	12450.0	4116.0	4958.0		4958.0	55.0	40.0	55	40	4	
355	SDGAP (Strengthening Democratic Governance and Accountability Project)	National	USAID/GOSL	3,987.00	Oct-16	Sep 2019	556.0	556.0	111.0		758.0	75.0	80.0	75	80		
356	VEGA BIZ+ Project (Volunteers for Economic Growth Alliance)	Eastern, North Central, Northern Uva Province	USAID/GOSL	4,052.00	Aug-11	July 2017	392.0	392.0	97.1		3637.0	7.5	5.0	87.5	85	1	
357	Rapid Rural Development Program (RRDP)	All Island	GOSL	65,811.00	July 2018	Jul-20	16003.0	16000.0	1841.0		1841.0	10.0	9.0	10	9		
358	Decentralized Budget (DCB) Programme 2018	All Island	GOSL	2,250.00	Jan 2018	Dec-18	2250.0	550.0	431.0		431.0	55.0	55.0	55	55		
359	World Food Program	Jaffna, Mannar, Kilinochchi, Mulathive, vavunia, Badulla, Monaragala, Anuradhapura, Polonnaruwa, Matale, Nuwara Eliya, Trincomalee and Batticaloa Districts	WFP & GOSL (G)	1,000.00	Jan 2018	Dec-18	1000.0	447.0	173.8		173.8	75.0	80.0	75	80		
Ministry of Plantation Industries																	
360	Small Holder Tea and Rubber Revitalization Project (STaRR)	Tea – Nuwara-eliya, Kandy, Galle, Matara, Rathnapura, Badulla Districts Rubber – Monaragala, Ampara, Rathnapura Districts	IFAD/ GOSL	8,502.08	April. 2016	Dec. 2021	1,400	920	349	-	680	25	10	37	22	10	
Ministry of Ports and Shipping																	
361	Improvement of Port Nautical Activity of Trincomalee Port	Trincomalee	Japanese Non project Grant Aid	Japanese Yen Bn. 1	2018	2019	740	0	0	0	0	15	10	15	10	1	
362	Rehabilitation of Kankasanthurai Harbour	Kankasanthurai	India	USD Mn.45.27	2018	2021	1500	0	0	0	0	50	10	50	10	1	
Ministry of Resettlement, Rehabilitation Northern Development and Hindu Religious Affairs																	
363	Acceleration of Re-settlement Activities in Northern and Eastern Provinces	North, East and North Central Provinces	GOSL	759.40	01.01.2018	31.12.2018	759	570	422	0	422	80	49	80	49	8	
364	Support selected small industries in the Northern province through the Producer Cooperatives	North and East Provinces	GOSL	1,000.00	01.01.2018	31.12.2018	1000	750	22.16	0	22.16	80	16	80	16	9	

S.N	Project Name	Basic information					Financial Progress (Rs.Mn)						Physical Progress				Issue No/s (Refer Summary 2)	Status (G/A/R/P/LB/ B)
		Location	Funding Agency	Project Cost (Rs.Mn)	Commencement Date	Completion Date	Allocation 2018	Financial Target up to Q3	Expenditure up to Q3	Bills in hand (Q3)	Cumulative Expenditure up to Q3	2018		Overall (%)				
												Target up to Q3	Achievement up to Q3	Target	Achievement			
365	Supporting indebted people in Northern and North Central Provinces through Credit Cooperative societies	North, East and North Central Provinces	GOSL	1,000.00	01.01.2018	31.12.2018	1,000	750	94	0	94	80	16	80	16	9		
366	National Mine Action Programm	North, East and North Central Provinces	GOSL,USA,UK,Japan,Canada	23,000.00	01.01.2002	31.12.2020	20	15	15	0	13,979	2	2	85	85			
Ministry of Provincial councils, Local Government and Sports																		
367	Greater Colombo Waste Water Management Project	Colombo Municipality Area	ADB GOSL	14,657.00	Sep. 2010	Mar.2019	2,369	2,219.36	1,740.63	32.40	9,960.88	11.09	8.74	89	86.63	-		
368	Greater Colombo Water & Waste Water Management Improvement Investment Programme - Tranche 2	Colombo Municipality Area	ADB GOSL	1,396.00	Sep-14	Jun-19	500	110	72.18	-	188.75	41.60	4.00	64	26.50	5,6,9		
369	Greater Colombo Water & Waste Water Management Improvement Investment Programme- Tranche 3	Colombo Municipality Area	European Investment Bank, ADB and GOSL	26,953.00	Nov. 2016	Dec.2020	2,161	924.81	90.29	9.00	872.36	36	8.20	41	14.10	5,10,11		
370	Jaffna-Kilinochchi Water Supply & Sanitation Project - Iranamadu Component (JKWSSP-IC)	Kilinochchi	ADB and GOSL	2,190.39	May,2011	Dec.2020	417	417	328.38	236.79	1928.77	100	100	100	100	-		
371	Local Government Enhancement Sector Project - Pura Neguma (Additional Financing)	Western,Southern,Central,Uva,North Central and Sabaragamuwa Provinces	ADB & GOSL	10,184.00	Apr. 2017	June.2020	2,300	1,446	1,002	-	1,416.00	15	14	43	42	9		
372	Construction of 618 Rural Bridges	All Provinces	United Kingdom & GOSL	22,600.00	Dec-14	Aug-18	1,575	1,840	1,896.03	-	21,572.71	17	13	100	96	-		
373	Construction of 490 Rural Bridges	All Provinces	Netherlands and GOSL	16,500.00	Dec-14	Aug-18	1,150	1,240	1,453.35	-	15,900.67	10	11	95	96	-		
374	Solid Waste Management Program	Selected local Authorities	GOSL	750.00	Jan.2018	Dec.2018	750	700	656	-	656	44	30	44	35	5,9,12		
375	Supply of 190 Garbage Collecting Compactors to Local Authority	Selected local Authorities	KOICA & GOSL	1,660.00	Jan.2017	Dec.2018	480	-	-	-	-	50	10	50	5	2		
376	Rural Infrastructure Development Project in Emerging Region	Northern, Eastern,North Central and Uva Provinces	JICA & GOSL	20,622.00	July,2017	Dec.2021	780	44	24.20	-	24.20	100	20	100	20	4,9		
377	Health Sector Development Project	All Provinces	WB and GOSL	26,000.00	Jul. 2013	Sep.2018	2,931	2,923.20	1,850	-	12,936.40	4	4	98	98	-		
378	Northern Road Connectivity Project (Additional Financial)	Mullathivu,Kilinochchi & Anuradhapura	ADB & GOSL	4,600.00	Jun.2013	Dec.2018	55.37	45.12	40.63	10.00	4142.70	100	100	100	100	-		
379	Transforming School Education System as the Foundation of a Knowledge Hub Project (TSEP)	All Provinces	WB/GOSL	13,000.00	Jun.2012	Jun.2018	690.5	690.5	686	-	13,809	100	100	100	100	-		
380	Strengthening of Local Government Pradeshiya Sabhas	Selected local Authorities	GOSL	500.00	Jan-18	Dec-18	500	500	500	-	500	100	100	100	100	-		

S.N	Project Name	Basic information					Financial Progress (Rs.Mn)					Physical Progress				Issue No/s (Refer Summary 2)	Status (G/A/R/P/LB/B)
		Location	Funding Agency	Project Cost (Rs.Mn)	Commencement Date	Completion Date	Allocation 2018	Financial Target up to Q3	Expenditure up to Q3	Bills in hand (Q3)	Cumulative Expenditure up to Q3	2018		Overall (%)			
												Target up to Q3	Achievement up to Q3	Target	Achievement		
381	Development of 1,000 Km of Road Length in Rural Areas	Selected local Authorities	GOSL	643.00	Jan-18	Dec-18	643	643	616.83	41.56	616.83	100	100	100	100	-	●
382	Development of 1,000 Km of Road Length in Rural Areas (Budget Proposal)	Selected local Authorities	GOSL	500.00	Jan-18	Dec-18	500	500	500	-	500	100	100	100	100	-	●
383	Development of Sports Infrastructure (there are 4 subprojects, 1.1 - 1.4)	Island wide	GOSL	710.00	Jan. 2016	Dec. 2018	610	390	207.68	2.77	273	35	30	95	85	9	●
384	Construction of Synthetic Tracks in Provincial Level	Bogambara, Diyagama, Sabaragamuwa	GOSL	934.00	Jan. 2017	Dec. 2018	40	20	-	-	0.20	60	5	70	15	1	●
385	Diyagama Mahinda Rajapakse National Sports Academy	Homagama	GOSL	10,955.00	Jan. 2017	Dec. 2020	1,500	1,000	89.92	-	170.19	30	20	35	25	10	●
386	High Altitude Sports Complex in Nuwara Eliya	Nuwaraeliya	GOSL & France	8,233.00	Jan. 2017	Dec. 2020	5	4	2.23	-	10.40	10	7	25	22	9	●
387	Infrastructure Development	Island wide	GOSL	531.70	Jan. 2018	Dec. 2018	531.70	350	145.64	-	145.64	70	60	70	60	-	●
388	National & District Sports Complexes (there are 18 subprojects, 20.1 to 20.18)	Island wide	GOSL	5,495.00	Aug. 2011	Dec. 2019	1,000	668.50	463.44	-	3,938.47	20	15	98	85	11	●
389	Sugathadasa Outdoor Stadium	Colombo	GOSL	500.00	Jan. 2018	Dec. 2018	500	200	-	-	-	65	10	65	10	5.9	●
Ministry of Public Administration, Management and Law & Order																	
390	Building and Structures - Sri Lanka Police	Island wide	GOSL	5,663.00	2016	2021	1,433.00	926.00	977.90	-	1,955.00	15.00	12.00	35	32		●
391	Prefabricated Building Project - SL Police	Island wide	GOSL	2,477.00	2014	2018	125	102.21	48.6	0	2377.47	15	10	95	90		●
392	Prefabricated Building Project iii (STF)	Island wide	GOSL	1,412.00	2014	2018	90	79.81	55.72	0	1212.72	6	5	99	98	0	●
393	Development of Police Academy	Katana	GOSL	908.00	2015	2019	243	134	71.09	0	89.6	25	17	45	37	5	●
394	Nila Piyasa Official quarters for Public Officers- Colombo	Colombo District	GOSL	981.00	2017	2020	215	83	203.82	0	204.7	11	9	13	11	0	●
395	Building and Structures - STF	Island wide	GOSL	760.00	2016	2019	427	391.5	165.47	0	334.87	30	20	80	70	6	●
396	Construction of Building for the Police Training College	Kalutara	GOSL	692.00	2015	2019	85	53	43.19	0	172.89	30	25	50	45		●
Ministry of Science and Technology, Skills Development and Vocational Training and Kankyan Heritage																	
397	Skills Sector Development Programme	Island wide	ADB/ WB/ GOSL	51,793.00	Jan-14	Dec. 2018	1,860	1,796	790	-	8,277	10	7	72	57	9,11	●
398	Establishment of Colombo Vocational Training Centre and Upgrading of Gampaha Technical College.	Colombo VTC (Orugodawatta) & Gampaha TC (Yakkala Junction)	Exim Bank of Korea (EDCF) & GOSL (L)	2,527.50	Dec. 2016	Oct. 2018	700	600	489	-	1,775	48	47	84	83		●
399	Enhancement and Upgrading of Technical Training at the Institute of Engineering Technology Katunayake Project	Western Province/Gampaha District/Katana	Austria	1,779.73	Feb. 2018	Mar. 2020	220	220	365	88	365	10	8	10	8		●

S.N	Project Name	Basic information					Financial Progress (Rs.Mn)					Physical Progress				Issue No/s (Refer Summary 2)	Status (G/A/R/P/LB/ B)
		Location	Funding Agency	Project Cost (Rs.Mn)	Commencement Date	Completion Date	Allocation 2018	Financial Target up to Q3	Expenditure up to Q3	Bills in hand (Q3)	Cumulative Expenditure up to Q3	2018		Overall (%)			
												Target up to Q3	Achievement up to Q3	Target	Achievement		
400	Establish Center for Excellence in Genomic Sciences	Yet to be decided	GOSL	1,000.00	Jan. 2017	Jan. 2021	50	-	0	0	-	15	-	18	3	9	
401	Establishment of National Science Centre	Homagama	GOSL	2,500.00	Jan. 2017	Dec. 2020	240	155	0	200	102	15	10	30	25	8	
402	Establish Bio Technology Innovation park on PPP basis	Pitipana, Homagama	GOSL(L)	20,000.00	Jan. 2017	Dec. 2022	400	358	14	386	22	14	0	22	8	8,9.11	
403	Laboratory Facility for Sri Lanka Standards Institute	Malabe	GOSL	2,500.00	Jan. 2017	Apr. 2022	150	-	-	-	-	30	10	30	10	5	
404	Research and Development on Nanotechnology	Maherwatte, Pitipana, Homagama	GOSL	1,320.00	Jan. 2018	Dec. 2018	1,320	930	1,079	150	1,079	90	69	90	69		
405	Innovation Accelerator fund for Seed Capital	Islandwide	GOSL	3,000.00	Jan. 2017	Jan. 2020	-	-	-	44.00	55.60	20	-	70	50	8	
406	Establish Product Design Engineering Services Fund	Pitipana, Homagama	GOSL(L)	6,500.00	Jan. 2017	Dec. 2022	325.00	205.00	0.00	0.00	0.00	28	23	28	23		
Ministry of Social Empowerment																	
407	Construction of a Building Complex for the National Institute of Social Development at Seeduwa	Seeduwa	GOSL	1,000.00	01.10.2017	30.04.2020	500	375	174	0	274	28	28	34	30		
408	Empowering Samurdhi Beneficiaries	Island wide	GOSL	2,000.00	01.01.2018	31.12.2018	2000	600	238	262	238	80	49	80	49	9	
Ministry of Sustainable Development and Wildlife																	
409	Northern Province Integrated Development Plan	Mannar & Jaffna	GOSL	700.00	Jan. 2017	Dec. 2021	10.00	8.50	-	-	1.98	20	17	45	42		
410	Puttalam Intergrated Tourism Development Plan	Puttalam District	GOSL	500.00	Jan. 2017	Dec. 2018	11.50	5.70	-	-	2.48	30	5	80	55	10	
411	Improvement to Dehiwala Zoo	Dehiwala & Colombo	GOSL	2,200.00	Oct. 2010	Dec. 2020	220.00	175.50	61.83	0.34	812.33	15	12	82.8	79.7		
412	Development of Pinnawala Zoo	Rambukkana, Kegalle	GOSL	2,200.00	June.2008	Dec. 2020	140.00	107.55	43.78	0.10	1,143.14	18	10	58	50	5	
413	Safari Park - Hambantota	Ridiyagama, Hambantota	GOSL	4,200.00	Dec. 2008	Dec. 2020	370.00	323.50	130.37	-	2,375.55	5.6	4	87.6	86.2	6	
Ministry of Social Welfare and Primary Industries																	
414	Agriculture Sector Modernization Project (Component I-value Chain Development)	All Island	World Bank /GOSL	8,794.50	Jan.2017	Dec.2020	1,200.00	900.00	146.50	-	439.50	20.00	9.00	42	31	9	
415	Research ,Development and promotion of Export Industries (Infrastructure Development Programme)	All Island	GOSL	1,000.00	Jan .2018	Dec.2018	1,000.00	300.00	320.40	205.30	320.40	75.00	64.00	75	64		
416	Assisting the Farmers for Export crop development programme	All Island	GOSL	500.00	Jan .2018	Dec-18	500.00	375.00	210.50	21.00	210.50	80.00	57.00	80	57	12	
Ministry of Telecommunication and Digital Infrastructure																	
417	e Grama Niladari (e-GN) Project Enhance the ICT usage among Grass Root Level Government Officers	Island wide	GoSL	1,530.00	Aug-16	Dec.2018	467.85	100	0.85	0	50	17	8	63	54	5	
418	National Cyber Security Operations Center (NCSOC)	Island wide	GoSL	830.25	Jan. 2016	Dec. 2021	3	2	0	0	0	10	3	18	11	12	
419	Lanka Government Network 2.0	Island wide	GoSL	5,124.88	June. 2016	Dec. 2018.	1013.58	410.77	0	596.97	1333.49	24	24	94	94	-	

S.N	Project Name	Basic information					Financial Progress (Rs.Mn)					Physical Progress				Issue No/s (Refer Summary 2)	Status (G/A/R/P/LB/ B)
		Location	Funding Agency	Project Cost (Rs.Mn)	Commencement Date	Completion Date	Allocation 2018	Financial Target up to Q3	Expenditure up to Q3	Bills in hand (Q3)	Cumulative Expenditure up to Q3	2018		Overall (%)			
												Target up to Q3	Achievement up to Q3	Target	Achievement		
420	Lanka Government cloud 2.0 (LGC 2.0)	Island wide	GoSL	621.7	March.2016	Dec. 2018	250.92	96.96	0	42.16	286.38	25	21	89	85	-	
421	National Spatial Data Infrastructure (NSDI)	Island wide	GoSL	530	Feb. 2016	Dec. 2018	90.44	17.1	0	8.84	113.31	32	17	90	75	5,8	
422	Lanka Government Cloud 2.0, Phase 02 (Including LGN email solution)	Island wide	GoSL	2,449.50	March. 2017	Dec. 2019	50.25	4.7	0	1.1	1.1	33	1	54	22	5	
Ministry of Transport and Civil Aviation																	
423	Matara-Beliatta-Kataragama new railway line	Matara-Beliatta	Export-Import Bank of China (FA)/GOSL(L)	278.2 Million USD	Apr-13	Dec 2016	5100	5100	485	22	29908	23	16	92.5	86	6	
424	Railway Development Project Under USD 318 Mn Credit Line(GOS / INDIA)	Railway network	Indian Credit Line	6,100.00	Jan-17	- Dec 2019	2100	2100	18	0	4710	35	5	65	35	1	
425	Procurement of 09 Nos Diesel Multiple Unite (Upcountry Service)	Railway network	Chinese Credit Line	4,000.00	Jan 2018	Dec 2018	4400	0	2274	0	2274	45	4	45	4	1	
426	Major repairs to rolling stock	Railway network	GOSL	2,310.00	Jan 2018	Dec 2018	2310	2310	1200	93	1200	75	77	75	77		
427	Rehabilitation of P.way with new rails & sleepers	Railway network	GOSL	1,900.00	Jan 2018	Dec 2018	1900	1900	1560	0	1560	75	75	75	75		
428	Rehabilitation of buses fleet	Island wide	GOSL	1,150.00	Jan 2018	Dec 2018	1150	1150	982	0	982	75	65	75	65		
429	Installation of Railway Signalling & telecommunication Systems for Nothern Railway line	Nothern Railway line	Indian Credit Line	710.00	Jan-18	Dec 2018	710	710	466	0	466	85	100	85	100		
430	Printing of Driving License	DMT Werahera	GOSL	1,000.00	Jan 2018	Dec 2018	1000	1000	828	0	828	80	83	80	83		
431	Kurunegalla Habarana Railway Project	Kurunegala & Habarana	GOSL	850.00	Jul 2016	Dec 2022	500	500	34	0	95	80	57	86	63	11	
432	Minor Repairs to Rolling Stock	Chief Engineer(Motive power) sub department	GOSL	615.00	Jan 2018	Dec 2018	615	615	577	0	577	75	70	75	70		
433	Transport Project Preparatory Facility (GOSL/ADB)	Colombo Suburban	ADB	1,300.00	Jun-16	Dec 2024	1300	1300	432	0	432	80	51	85	56	1	
Ministry of Women and Child Affairs																	
434	Early Childhood Development	Island Wide	WB	7,500.00	01.01.2016	31.12.2021	1000	750	511.45	0	1149.69	35	15	48	28	5,11	
Ministry of Youth Affairs, Project Management & Southern Development																	
435	Sinhajaya Integrated regional Development Plan	Rathnapura, Matara , Gall , Kaluthara	GOSL (L)	1,500.00	01.01.2018	31.12.2018	1500	1125	2.86	0	2.86	55	56	55	56		
436	Youth Development Programme (National Youth Service Council)	All Island	GOSL	850.00	01.01.2018	31.12.2018	850	643	448	1	448	82	71	82	71		

S.N	Project Name	Basic information					Financial Progress (Rs.Mn)					Physical Progress				Issue No/s (Refer Summary 2)	Status (G/A/R/P/LB/ B)
		Location	Funding Agency	Project Cost (Rs.Mn)	Commencement Date	Completion Date	Allocation 2018	Financial Target up to Q3	Expenditure up to Q3	Bills in hand (Q3)	Cumulative Expenditure up to Q3	2018		Overall (%)			
												Target up to Q3	Acheivement up to Q3	Target	Achievement		
437	Youth Development Programme (National Youth Corps)	Gampola , Monaragala (Stage I,II,III), Valachchena, Gomarakadawala, Iratteperikulam,Naula ATB, Seruwawila,Siyabalanda, Thanamalwila,Trincomalee, Wellawaya.	GOSL	600.00	01.01.2018	31.12.2018	600	432	87		87	90	95	90	95		
438	National Youth Uniform Services Project (National Youth Corps)	All Island	GOSL	1,800.00	01.01.2018	31.12.2018	1800	1298	280	49	280	80	70	80	70		
439	Southern Development Programme	Matara , Gall , Hambanthota , Monaragala	GOSL	1,000.00	01.01.2018	31.12.2018	1000	750	195	0	195	50	40	50	40		
440	Lagging Regions Development Programme	Sabaragamuwa , Uwa Province with Jaffna , Kilinochchi , Mullaitivu , Trincomalee , Batticaloa & Nuwara Eliya District	GOSL	1,000.00	01.01.2018	31.12.2018	1000	483	0	0	0	60	46	60	46		

Progress of Large Scale Projects as per the end of 3rd Quarter 2018 (Off Budget)

Annex i

Project Name	Basic information					Financial Progress (Rs.Mn)					Physical Progress				Issue No/s (Refer Summary 2)	Status (G/A/R/P/LB/B)	
	Location	Funding Agency	Project Cost	Commencement Date	Completion Date	Allocation 2018	Target up to Q3	Expenditure up to Q3	Bills in hand (Q3)	Cumulative Expenditure up to Q3	2018		Overall (%)				
											Target up to Q3	Achievement up to Q3	Target	Achievement			
Ministry of Buddhasasana																	
1	Recreation of Sakya Kingdom Project	Piliyandala	Light of Asia Foundation	5114	31.03.2017	31.03.2020	500	500	52	-	52	3	3	3	3	-	●
Ministry of City Planning & Water Supply																	
2	Bentota WSP	Galle	NSB	1239	Nov 2014	Oct 2017	392.00	196.00	50.00	-	897.00	-	-	100	100	-	●
3	Galle Cluster (Uragasmanhandiya, Gonapinuwala, Dikkumbura, Weligama) WSP	Galle/Matara	BOC, People's bank	1755	March 2017	March 2019	724.00	389.00	39.00	-	346.00	57	3.32	79	15.32	6	●
4	Galagedara Mawathagama Water supply Project	NWP (Mawathagama)	DFCC	3126	2014	2018	1867.00	933.50	274.00	204.50	1533.00	43.6	26	100	82.40	11	●
5	Avissawella and Kosgama Integrated Water Supply Project	Colombo District, Avissawella and Kosgama area	BOC	1382	June 2016	Oct. 2017	756.40	378.20	-	-	626.00	14.2	11.2	100	97	-	●
6	Towns East Water Supply Project (Package-1)	Colombo District - Padukka, Seethawaka, DS Areas	BOC-Loan	5170	Apr 2015	Oct 2018	2228.00	1114.00	248.00	-	3190.00	12.5	7.5	98.5	94.5	6.9	●
7	Towns East Water Supply Project (Package-2)	Colombo District - Padukka, Seethawaka, DS Areas	BOC	4823	Aug 2016	Aug 2018	3179.00	2050.00	287.00	-	1644.00	32.8	12.5	69.8	12.5	6.11	●
8	Towns East Water Supply Project (Package-3)	Colombo District - Kaduwela, Homagama, Padukka & Seethawaka DS Areas	BOC	10049	Oct 2015	Oct 2018	4591.00	2295.50	518.00	-	5976.00	15	8	89	79	6.11	●
9	Ampara Distribution Network Water supply Project	Ampara District & part of Baticoloa and Monaragala District	NDB / DFCC /BOC	6848	Dec 2014	July 2018	547.00	273.50	514.00	-	6815.00	6.5	0.37	100	92	-	●
10	Atampitiya WSP	Badulla Districts, Haliela DS Divisions	Commercial	2244	May 2017	May 2020	1900.00	950.00	318.00	82.00	662.00	55	31	35	40	9,11,12	●
11	Laggala New Town Water Supply Project	Matale District-Laggala Pallegama DS Division	HNB	4496	June 2016	June 2018	3712.00	1856.00	440.00	-	1224.00	60	31.17	50	48.67	9	●
12	Medirigiriya water supply Project phase II	Medirigiriya	BOC	1500	March 2016	Feb 2019	787.00	393.50	194.00	-	907.00	12.5	13.38	97	96	-	●
13	Wilgamuwa WSP	Wilgamuwa	NDB	3580	Aug 2016	Feb 2019	2916.00	1565.24	325.00	47.14	989.00	70	22.46	59	35.26	6	●
14	Colombo City Water Supply Improvement Project - Phase I	Colombo	Bank of Ceylon	2792	Nov 2014	Sep 2017	69.00	137.25	73.00	48.23	2723.00	-	-	100	100	-	●
15	Ruhunupura Distribution Water Supply Project	Hambantota	Commercial Bank	1929	Nov 2014	Aug 2017	959.00	479.00	62.00	164.00	970.00	9	7.99	100	98.	-	●







Project Name	Basic information						Financial Progress (Rs.Mn)					Physical Progress				Issue No/s (Refer Summary 2)	Status (G/A/R/P/LB/B)
	Location	Funding Agency	Project Cost	Commencement Date	Completion Date	Allocation 2018	Target up to Q3	Expenditure up to Q3	Bills in hand (Q3)	Cumulative Expenditure up to Q3	2018		Overall (%)				
											Target up to Q3	Achievement up to Q3	Target	Achievement			
16	3.5 Billion	Uva,Southern,North,W C,WN,WS,East,NW,N C, Central,Sabaragamuwa	BOC	3500	2014	2018	1330.00	665.00	73.00	-	2192.00	15	11.2	100	90	-	●
Ministry of Development Strategies and International Trade																	
17	Improvement to Export Processing Zone	16 EPZs in Western, North Western, Central and Southern	GOSL	2305.3	Jan-18	Dec-18	2305.30	856.00	344.21	-	344.21	70	55.5	70	55.5		●
Ministry of Petroleum Resources Development																	
18	Development & Upgrading of Aviation Refuelling Terminal & the Existing Fuel Hydrant System and Installation of a Fuel Hydrant System at new Apron-E in par with Phase II Stage 2 Development Project of Bandaranaike International Airport, Katunayake, Sri Lanka	Bandaranaike International Airport (BIA), Katunayake	GoSL	9000	May.2017	July.2021	3000	1800	0	0	1240	10	6	10	6	9	●
19	Construction of JetA-1 Transfer pipeline from Muthurajawela to BIA and associated developments	Muthurajawela to Katunayake	GoSL	7500	Jan.2018	Dec.2020	26	26	0	-	0	7	3	7	3	12	●
20	Rehabilitation of 16 Nos of Tanks at Trincomalee Upper Tank Farm and reconstruction of associated facilities including two pipelines from the Tanker Berthing Jetty.	Trincomalee	GoSL	1500	Jan.2017	Dec.2018	1500	-	-	-	-	20	0	20	0	9	●
21	5MVA/ 4MW Engine Driven Generator	CPC Refinery Sapugaskanda	CPC	750	Jan.2018	Dec.2018	750	-	-	-	-	4	5	4	5	-	●
22	Procurement of Steam Boiler for Refinery	CPC Refinery Sapugaskanda	CPC	750	Jan.2015	Sep. 2018	274.1	80	4.4	75.53	476	10	5	100	95	12	●
23	Replacement of Crude Distillation Column, Gas Oil Hydrotreater Unit Reactor & Platformer Unit	CPC Refinery Sapugaskanda	CPC	13500	Jan.2017	June.2019	13500	1000	-	-	-	40	0	65	25	5	●
Ministry of Housing and Construction																	
24	Indian Gramshakti Model Village	Southern Province	GoI	600	Jan 2018	Dec 2020	120	114.51	114.51	-	114.51	80	65	80	65		●
Ministry of Power and Renewable Energy																	
25	System Control Modernization - New System Control Centre at Sri Jayawardanapura Construction of National System Control Centre & SCADA SystemPackage A; Lot 1 Construction of National System Control Centre and Installation of SCADA/EMS System	Sri Jayawardanapura, Colombo	ADB (Upto Dec. 2016) CEB (From Dec. 2016)	1205.12	Oct.2014	June.2018	297	90.5	85.37	-	993.86	6.00	4.00	100.00	97.30	6	●
26. Clean Energy & Network Efficiency Improvement Project-																	
	Clean Energy & Network Efficiency - Package 1 Mannar Transmission Infrastructure(GOSL/ADB) Lot A: Augmentation of Vavuniya 132/33kV Grid Substation & Construction of Mannar 132/33 kV grid Substation. Lot B: Construction of new Anuradhapura to vavuniya 55km Transmission line & Vavuniya to Mannar 70km, 132 Transmission line.	Mannar, Vavuniya Anuradhapura	ADB	4,149	May .2015	April.2019	1200 (Off Budget)	1,233.21	210.13	-	2507.23	33.00	11.00	86.00	64.00	6,10	●

Project Name	Basic information					Financial Progress (Rs.Mn)						Physical Progress				Issue No/s (Refer Summary 2)	Status (G/A/R/P/LB/B)
	Location	Funding Agency	Project Cost	Commencement Date	Completion Date	Allocation 2018	Target up to Q3	Expenditure up to Q3	Bills in hand (Q3)	Cumulative Expenditure up to Q3	2018		Overall (%)				
											Target up to Q3	Achievement up to Q3	Target	Achievement			
Clean Energy & Network Efficiency-Package 2 Construction 132kV Transmission infrastructure (GOSL/ADB) Lot A: Construction of 132/33 kV Kegalle Grid substation & augmentation of 132/33kV Thulhiriya GS. Lot B: Installation of Breaker Switched capacitor banks for loss reduction at Beyagama(50 MVA/), Sapugaskanda (50MVA/), kolonnawa new(30MVA/), Kolonnawa old (30MVar) GSs Lot C: Construction of Thulhiriya - Kegalle22.5km, 132 Transmission line, Polpitiya - New Polpitiya 10km, 132 Tra.line, Athurugiriya - Padukka 10km, 132 kV Tra.line, Athurugiriya - Kolonnawa 15 km, 132kV Tra.line	Kegalle, Thulhiriya, Sapugaskanda, Kolonnawa, Biyagama, Polpitiya, Athurugiriya, Padukka,	ADB	3340 (@US\$1=150 Rs.)	Jan 2014 -	Dec 2018	600 (Off Budget)	465	245	10	2545	15.00	5.00	97.00	87.00	12		
Clean Energy & Network Efficiency -Package 3 Construction of 220kV Transmission Infrastructure(GOSL/ADB) Lot A: Construction of New Polpitiya & Padukka 220/132kV GSs. Augmentation of Pannipitiya GS. Lot B: Construction of New Polpitiya - Pannipitiya 58.5km, 220kV Tra. Line through Padukka.	Pannipitiya and Polpitiya	ADB	7,636	Jan.2015	Dec.2018	2384	1,648	346	25	6,121	14	6.00	100.00	92.00	12		
Clean Energy & Network Efficiency -Package 4 MV Network Energy Efficiency Improvement Lot A: Vavuniya - Kebithigollawa 23km, 33kV tower line & 33kV gantry at Kebithigollawa and New Anuradapura to kahatagasdigiliya 31km, 33 kV tower line and 33kV gantry at Kahatagasdigiliya. Lot B: Kiribathkumbura to Galaha 15km, 33 kV tower line and 33 kV gantry at Galaha, Galmadu Junction to Akkaraipattu, 18km,33 kV tower line and gantry at Akkaraipattu: and Akkaraipattu to Pothivil, 42km, 33 kV tower line and 33kV gantry at Potuvil.	Vavuniya, Anuradhapura, Kandy, Ampara	ADB	2,100	Jan 2014 -	June.2018	490	230.00	158.45	80	1801.57	2.00	2.00	100.00	100.00	-		
27. Green Power Development and Energy Efficiency Improvement Investment (Tranch 1)																	
Construction of Moragolla Hydro Power Plant (30.2 MW)	Kandy District (Ethgala, Gampola)	ADB & GOSL (L)	16,780	Jul 2014 -	Dec.2019	1,062 (Off Budget)	850.88	736.55	18.39	1,403.05	7.00	6.00	16.00	15.00	9		
Transmission Infrastructure Capacity Enhancement Lot A: Construction of Kappalthurai 220/132 kV GSS and Augmentaiton of Kerawalapitiya, Katunayake, Trincomalee GSS	Gampaha and Trincomalee	ADB (L)	2,500.92	Mar.2016	Mar.2018	2,352.44 (off Budget)	1,095.42	909.11	-	1,780.24	58.00	25.00	100.00	67.00	9,12		
Lot B1: Augmentation of New Anuradhapura Gs and Construction of Kesbewa, Kaluthara Old Anuradhapura GSS	Kaluthara, Colombo and Anuradhapura	AFD (L)	2,664	Nov.2016	Nov.2018		1028.51	475.88		1455.13	69	16	99	46			
Lot B2 : Construction of 132kV Transmission lines in Kappalthurai, Kalutara, Kesbewa and Old Anuradhapura.	Kaluthara, Colombo, Anuradhapura and Trincomalee	AFD (L)	682	Nov.2016	Nov.2018		332.26	147.98		255.41	52	28	86	62			

Project Name	Basic information					Financial Progress (Rs.Mn)					Physical Progress				Issue No/s (Refer Summary 2)	Status (G/A/R/P/LB/B)
	Location	Funding Agency	Project Cost	Commencement Date	Completion Date	Allocation 2018	Target up to Q3	Expenditure up to Q3	Bills in hand (Q3)	Cumulative Expenditure up to Q3	2018		Overall (%)			
											Target up to Q3	Achievement up to Q3	Target	Achievement		
Efficiency improvement of MV Distribution Network	Batticola, Puttlam	ADB	1,040	Mar.2016	Dec. 2018	600 (Off Budget)	600	230	30	695	40.00	25.00	100.00	85.00	12	
28 Kiribathkumbura Grid Substation Augmentation (SPSS-II) To install three 132/33 kV 31.5 MVA transformer, 132 kV and 33 kV Transformer bays, 132kV bus bars, 33 kV bus couplers, 19X33 kV GIS bays, 20 MVAR Breaker Switch Capacitors, construction of new control room, including required control/protection/monitoring/automation systems & necessary civil works at Kiribathkumbura Grid Substation	Kiribathkumbura	CEB	1,176	Jan.2015	Mar.2018	140.0	50.7	43.3	-	1,108.8	8.00	8.00	100.00	100.00	-	
29 Renewable Energy Absorption Transmission Development Project (Construction of new Grid Substations at Maliboda, Wewalwatta, Nawalapitiya and Ragala) Grid substation Package 1 (Goods) Package 2(Goods) Package 3(Work) Transmission Lines Package 1(Goods) Package 2(Goods) Package 3(Work)	Kegalle, Rathnapura, Kandy, Nuwara Eliya	AFD	6,227.7	Jan.2015	Construction commenced 2017 July - Dec 2020	1,200.0	740.0	500.3		725.8	31.00	13.00	55.00	37.00	5	
30. Green Power Development and Energy Efficiency Improvement Investment (Tranche 2)																
Hambantota 220 kV Development (P1) Lot A - Hambantota Grid Substation 220kV development	Hambantota,	ADB (L)	1,866	May.2017	Nov.2020	635	186.6	-	-	-	21.00	21.00	Complete bidding Process	Bidding process completed	4,5,9	
Lot B - New Polpitiya-Hambantota 220kV, 150km transmission line	Sooriyawewa,Hambantota,Kuruwita	ADB (L)	5,794	2017 Dec -	2020 Dec	1679	579.4	594		594.2	24.00	24.00	Complete bidding Process	Bidding process completed		
Mannar - Nadukuda Transmission Development (P2) Lot A - Construction of Nadukuda 220/33 kV Grid Substation, Augmentation at Mannar 220/33kV Grid Substation,	Mannar	ADB (L)	2,698	Mar.2018	Mar 2020 (Tentative)	1080	269.8	277.64		277.64	30.00	30.00	Complete bidding Process	Bidding process completed		
Lot B1 - Mannar - Nadukuda 220kV, 30km transmission line	Mannar	ADB (L)	1,380	Oct.2017	Aug 2019 (Tentative)	759	372.6	385.19		523.63	35.00	35.00	Complete bidding	Bidding process completed		
Lot B2 - Padukka - Horana 132kV, 25km transmission line 2nd cct stringing of Habarana-Valachcheal 132 kV Tra.line	Homagama,Padukka, Ingriya	ADB/AFD (L)	1,016	Contract is to be finalised. (Duration 24 Months)	-	153	-	-	-	-	15.00	15.00	Completed bidding process	60% Completed bidding process		
(P3) Lot A1: Construction of Colombo B BSS Single In & Out Connection from Colombo C - Kolonnawa 132kV 800mm2 Cable Augmentation at Colombo C and Kolonnawa Grid Substations	Colombo city, Kolonnawa	ADB/ AFD (L)	1,426	2018	2020	-	-	-	-	-	2	2.00	Award the contrat and commence the work	Bidding process completed		
Lot A2: Augmentation of Kotugoda Grid Substation Augmentation of Kolonnawa Stanley Grid Substation Augmentation of Padukka Switching Station Augmentation of Horana Grid Substation Augmentation of Dehiwala Grid Substation Augmentation of Madampe Grid Substation	Kotugoda,Kolonnawa, Padukka, Horana, Dehiwala, Madampe	ADB/ AFD (L)	2,214	-	-	376.41	-	-	-	-	2	1.20	2.00	1.20		
Lot B: Construction of Biyagama 220/33kV GSS Augmentation of Biyagama Grid Substation	Biyagama	ADB	2,178	Contract is to be finalized (Duration 24 months) 2018 May-	Dec.2020	348.5	-	152.71		152.71	3	2.10	3.00	2.10		

Project Name	Basic information					Financial Progress (Rs.Mn)					Physical Progress				Issue No/s (Refer Summary 2)	Status (G/A/R/P/LB/B)	
	Location	Funding Agency	Project Cost	Commencement Date	Completion Date	Allocation 2018	Target up to Q3	Expenditure up to Q3	Bills in hand (Q3)	Cumulative Expenditure up to Q3	2018		Overall (%)				
											Target up to Q3	Achievement up to Q3	Target	Achievement			
Pacage 4 System Reliability Improvement Project Lot A1: Installation of 100 MVAR BSC at Pannipitiya Grid Substation	Pannipitiya	ADB	576	Project duration 18 months 2018 May-	Dec.2020	235.81	-	-	-	-	30	24.00	30.00	24.00	4,5,9		
Lot A2: Installation of Static Var System (SVS) at Biyagama Grid Substation	Biyagama	ADB	2,372	2018 May-	Dec.2020	237.16	-	-	-	-	-	-	Obtaining SCAPC approval and ADB concurrence for draft bidding document	40% bidding process completed.			
33 kV distribution Tower Lines and Gantries (GPDEEIP-II) 1. Primary Substations: Construction of 01 new PSS and Augmentation of 02 existing PSS 2. 33kV Gantries: Construction of new 33kV Gantries 3. 33kV Lynx D/C, 4Cct Tower Lines: Construction of 05 new 33kV Tower lines	Colombo, Galle, Ratnapura, Hambantota, Anuradhapura, Trincomale, Kandy, Kalutara	ADB	4,076	Jan.2017	Dec.2021	485	25	22.3	43.12	3.00	1.20	5.90	4.10				
Package 8 : 300 kVA Micro Grid Pilot Project - LECO	University of Moratuwa	ADB	277	Jan.2016	Dec.2020	112.98	10.49	10.37	1.12	10.37	80.00	35.00	80.00	35.00			
31	Habarana - Veyangoda 220 kV Transmission Line (JICA/GOSL) Lot A, Construction of New Habarana 220/132/33 kV Switching Station	Veyangoda to Habarna	JICA	7,224	May.2017	Nov.2019	4000	2800	1224	42	2446	27.00	26.00	52.00	51.00	-	
	LotB: New Habarana Veyangoda 220 kV Transmission Line (JICA)	Veyangoda , New Habarana, Valachchenai, Kotmale, Anuradhapura		3,335	Feb.2018	Feb.2020		1200	65	13	430	6.00	6.00	6.00	6.00	-	
32	Greater Colombo Transmission and Distribution Loss Reduction Project Package 01 Lot 01: construction of Grid Substations L, M and N Lot 02 : Augmentation/Modification works by OEM (Siemens) Lot 03 : Augmentation/Modification works by OEM (ABB) Package 02 Complete the construction of transmission and distribution cables Package 03 Purchase specialized vehicles for distribution works	Colombo City	JICA	23,712 (JPY 15,941 Million)	Feb.2014	Sep.2018	7267	7,267	5,410	949	17,236	24	16.00	100.00	91.20	6,9	
33	National Transmission & Distribution Network Development Package 1 Construction of Transmission Lines (400kV, 220kV, 132kV) Package 2 Construction of Grid Substations (220kV/132kV, 132kV/33kV) Package 3 Construction of Transmission Lines (220kV, 132kV) Package 4 Construction of Distribution Cables (33kV, 11kV, 0.4kV)	Western Province, Central Province, North Central Province	JICA	23720 (Estimated)	2016	2021	4900	-	-	-	84.21	0.80	0.17	1.18	0.55	9	
34	Hydro Power Plant at Broadlands - (GOSL/China)	Kithulgala	ICBC HNB	9,424	Aug.2013	Aug.2019	3,407	850	480	-	6,296	44.00	12.60	87.20	55.80	12	
35	Capacity Improvement of LECO Distribution Network	Colombo, Kalutara, Galle	CEB	2100	Jan.2015	Dec.2018	700	230	299	-	899	18.00	14.00	54.00	50.00	-	
36. Electricity Supply Reliability Improvement Project																	

Project Name	Basic information					Financial Progress (Rs.Mn)					Physical Progress				Issue No/s (Refer Summary 2)	Status (G/A/R/P/LB/B)	
	Location	Funding Agency	Project Cost	Commencement Date	Completion Date	Allocation 2018	Target up to Q3	Expenditure up to Q3	Bills in hand (Q3)	Cumulative Expenditure up to Q3	2018		Overall (%)				
											Target up to Q3	Achievement up to Q3	Target	Achievement			
Electricity Supply Reliability Improvement Project Package 1,2,3 : Procurement of material for 116 RE Schemes	All Island	ADB	2,647	Dec.2016	June.2018	1521	1521	1279	147	1624	33.00	31.00	100.00	98.00	-	●	
Package 4 : Construction of 33kV Gantries and Tower lines	All Island	ADB & GOSL & CEB (L)	7,350	Dec.2016	Sept. 2021			-	-	-	Prepare bid evaluation report	Completed and submitted bid evaluation report to the SCAPC	Prepare bid evaluation report	Completed and submitted bid evaluation report to the SCAPC	-	●	
Package 5: Supply and Delivery of Material: LOT 1&2, LOT 3&4 , LOT 5		ADB & GOSL & CEB (L)	2,658	Dec. 2016 -	Sept. 2021			-	-	-	Award the contract	Lot 3 contract awarded.	Award the contract	Lot 3 contract awarded.	-	●	
Package 6 : Construction of Hybrid renewable energy systems in 03 small islands	Nainativu, Anallitivu, Delft	ADB & GOSL & CEB (L)	879	Dec. 2016 -	Sept. 2021			-	-	-	Award the contract	preparing technical specification	Award the contract	preparing technical specification	-	●	
37	100 MW Semi- Dispatchable type Wind Farm along the Southern Coast of Mannar Island	Mannar	ADB	24,000	Nov. 2017	July.2021	500.0	500.0	58.7	-	347.9	22.00	8.50	36.00	22.50	12	●
Ministry of Ports & Shipping																	
38	Multi Model Transport Hub and Logistic Centre	Port of Colombo	SLPA	500	01.01.2016	31.12.2021	500	375	-	-	-	-	-	-	-	-	●
39	Widening of Internal Port Road in Port of Colombo	Port of Colombo	SLPA	1,300	Jan-14	Dec-19	172	129	49	-	114	15	20	75	80	-	●
40	Port and Shipping Business Centre	Port of Colombo	SLPA	2,200	Jan-16	2022	2200	1650	-	-	4	12	5	12	5	-	●
41	JCT - V Project	Port of Colombo	SLPA	4,800	Jan-17	Dec-20	1000	750	-	-	0	4	5	9	10	-	●
Ministry of Transport and Civil Aviation																	
42	a) Package A passenger terminal building & associated works	Katunayaka	JICA	99,037	Dec-16	2022	-	-	-	-	-	22	9	47	12	6	●
	b) Package B -Remote Apron & Taxiways		JICA		2017	2022	-	1,885.00	60	-	1,155.00						
	c) Detailed Design and Post Design Consultancy Services		JICA		2014		-	611.00	41	211	1,387.00						
	Building & Structure		GOSL		2018		200	200	-	-	0						
43	Purchase of new buses	Island wide	SLTB & GOSL	10,684.39	Jan-14	Dec 2020	1000	1,000.0	944.0	-	8,142	100	100	100	100	-	●
44	Construction of Head Office Building for Civil Aviation Authority of Sri Lanka	Katunayake	CAASL Funds	803	Dec-15	June 2017.	803	803	373	-	777	14	14	100	100	-	●
Ministry of Megapolis and Western Development																	
45	Sehnsinipaya Stage III (Construction of High Rise Office Complex)	Battaramulla	GOSL	15,600	Jan-18	Oct-22	1,260	910.00	907.70	0	907.70	4	15	4	15	-	●
46	Re-Development Project in SLAVE ISLAND	Slave Island	GOSL	526	Mar-13	Dec-18	526	500.00	480	0	480	28	24	84	80	-	●

Project Name	Basic information					Financial Progress (Rs.Mn)					Physical Progress				Issue No/s (Refer Summary 2)	Status (G/A/R/P/LB/B)	
	Location	Funding Agency	Project Cost	Commencement Date	Completion Date	Allocation 2018	Target up to Q3	Expenditure up to Q3	Bills in hand (Q3)	Cumulative Expenditure up to Q3	2018		Overall (%)				
											Target up to Q3	Achievement up to Q3	Target	Achievement			
47	Makubura Interchange land development	Kottawa	GOSL	554	Nov-11	Jun-18	554	554.00	380	0	380	70	16	80	26.0	11	
48	Construction of 608 housing units at Pelangashaduwa,Borella	Borella	GOSL	5,070	May-16	Oct-19	1,794	1,795	1,725.89	13	1,760.58	50	46	50	46		
49	Construction of 500 housing units at Pannipitiya	Pannipitiya	GOSL	5,430	Jun-17	Dec-19	533	39	9	0	807.77	10	9	10	9		
50	Construction of 300 housing units at Kulasewanawatta	Homagama	GOSL	3,760	Oct-17	Apr-20	3,700	22	10.81	0	10.81	10	7	10	7	12	
51	Construction of 400 housing units at Borella (Elliot Place)	Borella	GOSL	7,881	Dec-17	Dec-20	7,799	32	21.9	0	21.9	10	8	10	8		
52	Construction of 400 housing units at Thalawathugoda	Thalawathugoda	GOSL	7,079	Mar-18	Sep-20	6,997	18	0	0	0	10	3	10	3	4	

Summerized Progress of Large Scale Projects as at 30.09.2018						
Source of financing	Total Projects	Financial Progress				% Utilization
		Allocation 2018 (Rs.mn)	Expenditure.Rs.mn			
			Target	Actual		
Capital Budget	440	636,675.10	471,075.17	330,135.19	70.08	
Off Budget	52	109,879.03	53,501.33	23,278.04	43.50	
Total	492	746,554.13	524,576.50	353,413.23	67.37	

Ministry wise mega projects related performance (Rs. Mn.)

Annex ii

No	Name of the Ministry	Number of Mega Projects	Physical Performance gainst the annual target				Financial Performance	
			100 - 75%	75 - 50%	50- 25%	25 - 0%	Allocation Utilization (%)	Worth of bills in hand (Rs.mn)
1	Agriculture	6	4	2	0	0	45	1,827.00
2	Buddhasasana	2	2	0	0	0	29	0.00
3	City Planning & Water Supply	63	22	13	8	20	56	8,529.50
4	Defence	13	6	1	2	4	55	1,646.29
5	Development Strategies and International Trade	2	2	0	0	0	18	0.00
6	Education	22	13	3	5	1	44	0.00
7	Finance and Mass Media	11	3	3	0	5	62	987.80
8	Fisheries and Aquatic Resources Development and Rural Economic Affairs	15	5	4	4	2	30	129.16
9	Foreign Affairs	2	1	0	0	1	74	0.00
10	Health, Nutrition & Indigenous Medicine	47	25	9	3	10	38	1,577.98
11	Highways and Road Development	39	15	11	2	11	73	31,310.63
12	Higher Education & Cultural Affairs	39	12	5	4	18	62	1,329.22
13	Hill Country New Villages Infrastructure and Community Development	4	1	3	0	0	62	155.10
14	Home Affairs	9	5	1	0	3	54	0.00
15	Housing and Construction	5	3	1	0	1	56	0.00

No	Name of the Ministry	Number of Mega Projects	Physical Performance gainst the annual target				Financial Performance	
			100 - 75%	75 - 50%	50- 25%	25 - 0%	Allocation Utilization (%)	Worth of bills in hand (Rs.mn)
31	Power and Renewable Energy	13	4	5	3	1	39	1,315.50
32	Provincial Councils, Local Government and sports	23	13	4	0	6	56	332.52
33	Public Entreprise and Kandy Development	0	0	0	0	0	0	0.00
34	Public Administration, Management and Law & Order	7	4	3	0	0	60	0.00
35	Resettlement, Rehabilitation, Nothern Development and Hindu Affairs	4	1	1	0	2	20	0.00
36	Science and Technology, Skills Development and Vocational training and Kandyan Heritage	10	4	2	1	3	52	868.00
37	Social Welfare and Primary Industries	3	1	1	1	0	25	226.30
38	Social Empowerment	2	1	1	0	0	16	262.00
39	Sustainable Development, Wildlife and Regional Development	5	2	2	0	1	31	0.44
40	Telecommunication, Digital Infrasructure and Foreign Employment	6	2	1	2	1	0.05	649.07
41	Tourism Development and Christian Religious Affairs	0	0	0	0	0	0	0.00
42	Transport and Civil Aviation	14	8	0	4	2	44	326.00
43	Women and Child Affairs	1	0	1	0	0	51	0.00
44	Youth Affairs, Project Management and Southern Development	6	6	0	0	0	15	50.00
Total		492	227	98	59	108		61,711.60

Projects Highlights

Annex iii

No	Name of the Ministry	Still in the initial implementation stage	Loan / contract agreement not signed yet	Physically completed, only bill payment in 2018	Start -up delay	Procurement delay	Poor performance of contractor	Outstanding bills	No allocation for 2018/ Imprest not received	delay in approvals, Admin & Mgt issues, delay in required third party	Scope changes/ TEC revision, restructured/ terminated/ halted	Land acquisition delay/ compansation issues	Resons beyond the contorl of Project/ Prog	Projects with no issue
		(1)	(2)	(3)	(4)	(5)	(6)	(7)	(8)	(9)	(10)	(11)	(12)	(13)
1	Agriculture								2					4
2	Buddhasasana													2
3	City Planning & Water Supply	2				2	12			8	1	9	1	37
4	Defence					2				3			1	7
5	Development Strategies and International Trade										1			1
6	Education					5			1		1	1	1	13
7	Finance and Mass Media	1	2				1		1				3	3
8	Fisheries and Aquatic Resources Development and Rural Economic Affairs		1		2	2	1			1	3	2		4
9	Foreign Affairs	1												0
10	Health, Nutrition & Indigenous Medicine	3	2		2	4	2	1	1	7	2	1	3	25
11	Highways and Road Development	3	1	4			10		1	2	1	5	3	13
12	Higher Education & Cultural Affairs	1			5	7			1	3	1		1	25
13	Hill Country New Villages Infrastructure and Community Development									2	1			1
14	Home Affairs	2					1							7
15	Housing and Construction													4
16	Industry and Commerce	1			3					1			1	1

No	Name of the Ministry	Still in the initial implementation stage	Loan / contract agreement not signed yet	Physically completed, only bill payment in 2018	Start-up delay	Procurement delay	Poor performance of contractor	Outstanding bills	No allocation for 2018/ Imprest not received	delay in approvals, Admin & Mgt issues, delay in required third party	Scope changes/ TEC revision, restructured/ terminated/ halted	Land acquisition delay/ compensation issues	Reasons beyond the control of Project/ Prog	Projects with no issue
		(1)	(2)	(3)	(4)	(5)	(6)	(7)	(8)	(9)	(10)	(11)	(12)	(13)
34	Public Administration, Management and Law & Order					1	1							5
35	Resettlement, Rehabilitation, Northern Development and Hindu Affairs								1	2				1
36	Science and Technology, Skills Development and Vocational training and					1			3	3		2		4
37	Social Welfare and Primary Industries									1			1	1
38	Social Empowerment									1				1
39	Sustainable Development, Wildlife and Regional Development					1	1				1			2
40	Telecommunication, Digital Infrastructure and Foreign Employment					3			1				1	2
41	Tourism Development and Christian Religious Affairs													0
42	Transport and Civil Aviation	3					2					1		9
43	Women and Child Affairs					1						1		0
44	Youth Affairs, Project Management and Southern Development													6
Total		28	7	4	22	44	39	1	12	64	23	29	33	255

Status of Projects

Annex iv

No	Name of the Ministry	No. of Projects	G	A	R	P	LB	B
1	Agriculture	6	3	3				
2	Buddhasasana	2	2					
3	City Planning & Water Supply	63	20	10	6	22	5	
4	Defence	13	7	3	1		1	1
5	Development Strategies and International Trade	2	2					
6	Education	22	9	10	1	1		1
7	Finance and Mass Media	11	3	7		1		
8	Fisheries and Aquatic Resources Development and Rural Economic Affairs	15	4	6	4			1
9	Foreign Affairs	2		1		1		
10	Health, Nutrition & Indigenous Medicine	47	28	7	3		9	
11	Highways and Road Development	39	21	15	3			
12	Higher Education & Cultural Affairs	39	10	4	4	7	14	
13	Hill Country New Villages Infrastructure and Community Development	4	1	3				

No	Name of the Ministry	No. of Projects	G	A	R	P	LB	B
14	Home Affairs	9	7		1		1	
15	Housing and Construction	5	3	1			1	
16	Industry and Commerce	7	1	3			3	
17	Internal Affairs and Wayamba Development	2		2				
18	Irrigation and Water Resources and Disaster Management	28	13	6	2	1	6	
19	Justice and Prison Reforms	9	2	2	3		2	
20	Labour and Trade Union Relations	1		1				
21	Lands and Parliamentary Reforms	1	1					
22	Mahaweli Development and Environment	17	9	4	2	1	1	
23	Megapolis & Western Development	29	15	12	2			
24	National unity & co -existent (State Ministry)	1	4		1			
25	National Integration, Reconciliation and Official Languages	5					1	
26	National Policies & Economic Affairs	6	3	3				
27	Petroleum Resources Development	6	2	3			1	

No	Name of the Ministry	No. of Projects	G	A	R	P	LB	B
28	Plantation Industries	1		1				
29	Ports and Shipping	6	2				4	
30	Posts, Postal Services and Muslim Affairs	0						
31	Power and Renewable Energy	13	8	4	1			
32	Provincial Councils, Local Government and sports	23	10	10		1	2	
33	Public Enterprise and Kandy Development	0						
34	Public Administration, Management and Law & Order	7	5	2				
35	Resettlement, Rehabilitation, Northern Development and Hindu Affairs	4	1	1	2			
36	Science and Technology, Skills Development and Vocational training and Kandyan Heritage	10	1	7	1		1	
37	Social Welfare and Primary Industries	3	2	1				
38	Social Empowerment	2	1	1				
39	Sustainable Development, Wildlife and Regional Development	5		3	2			
40	Telecommunication, Digital Infrastructure and Foreign Employment	6	2	3	1			
41	Tourism Development and Christian Religious Affairs	0						

No	Name of the Ministry	No. of Projects	G	A	R	P	LB	B
42	Transport and Civil Aviation	14	6	2	4	2		
43	Women and Child Affairs	1		1				
44	Youth Affairs, Project Management and Southern Development	6	1	5				
Total		492	209	147	44	37	52	3

	Current status	No. of Projects
G	Implementation on schedule	209
A	Slightly behind schedule	147
R	Behind the schedule	44
P	Physically completed	37
LB	Preliminary Stage/Design Stage	52
B	Halted and terminated	3