

මහා පරිමාණ සංවර්ධන ව්‍යාපෘතිවල ප්‍රගතිය

2022 වර්ෂය - දෙවන කාර්තුව

සංවර්ධන ආයෝජනයන්හි ප්‍රතිඵල, අපේක්ෂිත කාලය තුළ ජනනය කිරීමේ අරමුණින්, ව්‍යාපෘති කළමනාකරණ හා අධීක්ෂණ දෙපාර්තමේන්තුව විසින් මහා පරිමාණ සංවර්ධන ව්‍යාපෘතිවල ප්‍රගතිය සමාලෝචනය කිරීම තුළින් එළඹී නිරීක්ෂණ හා යෝග්‍ය නිර්දේශ, සුදුසු ප්‍රතිපත්තිමය හා උපායමාර්ගික තීරණ ගැනීම සඳහා කාර්තුමය වශයෙන් අමාත්‍ය මණ්ඩලය වෙත ඉදිරිපත් කෙරේ. ඒ අනුව, එක් එක් රේඛීය අමාත්‍යාංශ විසින් වාර්තා කරන ලද සංවර්ධන ව්‍යාපෘතීන්හි කාර්යය සාධන තොරතුරු හා දත්ත මත පදනම්ව සකස් කළ 2022 වර්ෂයේ දෙවන කාර්තුව දක්වා වූ එම ව්‍යාපෘතීන්හි සමුච්චිත ප්‍රගතිය මෙම වාර්තාව මගින් ඉදිරිපත් කර ඇත.

ව්‍යාපෘති කළමනාකරණ හා අධීක්ෂණ දෙපාර්තමේන්තුව

මුදල්, ආර්ථික ස්ථායීකරණ සහ ජාතික ප්‍රතිපත්ති අමාත්‍යාංශය

හැඳින්වීම

2022 වර්ෂයේ දෙවන කාර්තුව අවසාන වන විට මහා පරිමාණ සංවර්ධන ව්‍යාපෘති 260ක් රේඛීය අමාත්‍යාංශ යටතේ ක්‍රියාත්මක විය. එම ව්‍යාපෘතිවල සමස්ත ආයෝජන වටිනාකම රු. ට්‍රිලියන 5.8ක් වන අතර, එයින් ව්‍යාපෘති 125 ක් ක්‍රියාත්මක වනුයේ විදේශීය මූල්‍යනය මගිනි. 2012 සිට විවිධ වර්ෂයන්වල ආරම්භ වී ඇති මෙම ව්‍යාපෘති සමුච්ඡය තුළ ඇති ව්‍යාපෘතීන් 2030 වර්ෂයට පෙර නිම කිරීමට සැලසුම් කර ඇත. 2022 වර්ෂය තුළ ආරම්භ කළ සංවර්ධන ව්‍යාපෘති 10 ක් ඇතුළත් වේ.

ගෝලීය වශයෙන් පැතිර ගිය කොවිඩ්-19 වසංගත තත්ත්වයට අමතරව පවතින ආර්ථික අර්බුදය තුළ රාජ්‍ය වියදම් දැඩිව පාලනය කිරීම හේතුවෙන් සංවර්ධන ව්‍යාපෘතීන්හි භෞතික ක්‍රියාකාරකම් මෙන්ම මූල්‍ය උපයෝජනය ද ගත වූ කාර්තුව තුළ දැඩි පසුබෑමකට ලක්ව තිබුණි. ව්‍යාපෘතීන්හි ප්‍රශස්ථ මූල්‍ය උපයෝජනය තහවුරු කිරීමේ උපායමාර්ගික ප්‍රවේශයක් ලෙස 2022 වර්ෂය තුළදී කාර්තුවේ වශයෙන් මූල්‍ය ප්‍රතිපාදන ලබා දීමේ ක්‍රමවේදය අනුගමනය කරන ලදී. එසේ වුවද, රට තුළ උද්ගත වූ විදේශ විනිමය අර්බුදය මත පැන නැගුණු ආනයන සීමා, අමුද්‍රව්‍ය හිඟය, ඉන්ධන අර්බුදය, විදුලිය කපාහැරීම, මිල උද්ධමනය මෙන්ම ඒ හා බැඳුණු කොන්ත්‍රාත් කළමනාකරණ අපහසුතා හේතුවෙන් සමස්තයක් වශයෙන් රජයේ සංවර්ධන ව්‍යාපෘතීන්හි අඛණ්ඩ ක්‍රියාකාරීත්වය සැලකිය යුතු ලෙස පසු බෑමකට ලක් වී ඇත.

2022 වර්ෂයේ මූල්‍ය උපයෝජනය

මෙම ව්‍යාපෘති සියල්ල සඳහා 2022 වර්ෂයේ දෙවන කාර්තුව තෙක් වෙන් කරන ලද ප්‍රතිපාදනය රු. බිලියන 277 කි¹. දෙවන කාර්තුව අවසානය වන විට උපයෝජනය කිරීමට හැකිවී ඇත්තේ එයින් 58% (රු. බිලියන 162) ක් පමණක් වේ. මෙයට අමතරව, පෙර වර්ෂයෙන්/කාර්තුවෙන් ඉදිරියට ගෙන ආ හිඟ බිල්පත් ද ඇතුළුව 2022 ජුනි මස වන විට රු. බිලියන 96.5 ක අතැති බිල්පත් පියවිය යුතුව පවතී. මෙම උන මූල්‍ය ප්‍රගතිය සඳහා ප්‍රධාන වශයෙන් ප්‍රසම්පාදන ප්‍රමාදයන්, විදේශ විනිමය අර්බුදය හේතුවෙන් පැවති ආනයන සීමා සහ අග්‍රිම සීමාකම් හේතු වී ඇත. විශේෂයෙන්ම ඇතැම් දේශීය හා විදේශීය ණය වාරික අපේක්ෂිත පරිදි නිදහස් නොකිරීම ද බලපා ඇත. එලෙස ණය මගින් මූල්‍යනය කෙරෙන ව්‍යාපෘති 119 පමණක් සැලකීමේදී දෙවන කාර්තුවේ උපයෝජනය එම කාර්තුවට අදාළ මූල්‍ය උපයෝජන ඉලක්කයෙන් 67 % ක් පමණි. එම ව්‍යාපෘතිවල ණය පිරිවැය සහ පොළිය ද සලකා බලන විට අත්පත් කර ගත් මූල්‍ය ප්‍රගතිය ප්‍රමාණවත් නොවන බව පැහැදිලි වේ.








¹මෙම සංඛ්‍යාව තුළ වාර්ෂික අයවැය ලේඛනයට අමතරව රාජ්‍ය ව්‍යාපාරවල වාර්ෂික ඇස්තමේන්තු මගින් ද වෙන්කරන ප්‍රතිපාදන ඇතුළත්වේ.

වගුව 01: මූල්‍යනාය අනුව මහා පරිමාණ ව්‍යාපෘති වර්ගීකරණය හා ප්‍රගතිය					
මූල්‍යන මූලාශ්‍රය	ව්‍යාපෘති ගණන	2022 ප්‍රතිපාදන (රු.බි.)	2022.06.30 දිනට		
			සත්‍ය වියදම (රු.බි.)	මූල්‍ය ප්‍රගතිය (%)	අතැති බිල්පත් (රු.බි.)
දේශීය අරමුදල්	127	207.5	23.0	11.1	74.2
දේශීය ණය	08	16.1	2.0	12.4	7.9
විදේශීය ණය	111	399.2	136.5	34.2	14.0
විදේශීය ප්‍රදාන	14	6.6	0.9	13.6	0.4
එකතුව	260	629.4	162.4	25.8	96.5

භෞතික ප්‍රගතිය

සමස්තයක් වශයෙන් මෙම උන මූල්‍ය උපයෝජනයට සමගාමීව සංවර්ධන ව්‍යාපෘතීන්හි භෞතික කාර්යයසාධනයෙහි ද දැඩි මන්දගාමී ස්වභාවයක් නිරූපණය විය. විශේෂයෙන්ම, මෙම අර්ධ වර්ෂය තුළ ව්‍යාපෘති 61 ක් නිම කළ යුතුව පැවතිය ද එයින් ව්‍යාපෘති 46 ක්ම අපේක්ෂිත පරිදි ප්‍රතිඵල ජනනය කිරීමට අපොහොසත් වී ඇති බව විශේෂ අවධානයට යොමුකළ යුතු කරුණකි. නියමිත කාලය තුළ ව්‍යාපෘතීන්හි ආයෝජන ප්‍රතිඵල ලබා දීම සඳහා සියලුම සංවර්ධන පාර්ශවකරුවන්ගේ ප්‍රායෝගිකව මෙන්ම කාලීන මැදිහත්වීම් අත්‍යාවශ්‍ය වේ. එවැනි හිතකර පසුබිමක් නොපැවතීම හා රට තුළ උද්ගත වූ ආර්ථික පීඩනය හා බැඳුණු බාධාකාරී තත්ත්වයන් ද හේතුවෙන් මෙම ව්‍යාපෘති සම්පූර්ණයෙහි ව්‍යාපෘති 133 ක් නියමිත කාලය තුළ එකඟ වූ ප්‍රතිඵල ලබා දීම දිගින් දිගටම කල් දමා ඇත.

මේ හැර, සමාලෝචිත කාර්තුව තුළ සාධනීය මට්ටමකින් පැවති ව්‍යාපෘති ප්‍රමාණය සමස්ත ව්‍යාපෘතිවලින් 1/5 කටත් වඩා අඩු බව නිරීක්ෂණය විය. මෙය සංවර්ධන කාර්යදාමය තුළ බරපතල තත්ත්වයකි. ව්‍යාපෘති 134 ක්ම “විශේෂ අවධානය යොමුවිය යුතු” හා “තීරණාත්මක ව්‍යාපෘති” වේ. දෙවන කාර්තුව අවසාන වන විට ව්‍යාපෘති 14ක ක්‍රියාකාරීත්වය තාවකාලිකව අත්හිටුවා තිබුණි.

වගුව 02: ප්‍රගතිය කාණ්ඩ අනුව ව්‍යාපෘති වර්ගීකරණය		
ප්‍රගති කාණ්ඩය	වර්ණ කේතය	ව්‍යාපෘති ගණන
වැඩ අවසන් කළ		15
ඉතා සාර්ථකව ක්‍රියාත්මක වන		15
හොඳින් ක්‍රියාත්මක වන		32
මැදිහත්වීම් තුළින් අපේක්ෂිත ප්‍රගතිය අත්කරගත හැකි		50
විශේෂ අවධානය යොමුවිය යුතු		59
තීරණාත්මක ව්‍යාපෘති		75
තාවකාලිකව අත්හිටුවා ඇති ව්‍යාපෘති		14

134

2022 දෙවන කාර්තුව අවසානයේ දී මහා පරිමාණ ව්‍යාපෘතිවල ප්‍රගතිය ඒ ඒ අමාත්‍යාංශ අනුව ඇමුණුම “A” හි දක්වා ඇත.

මේ හැර, පවතින ආර්ථික අර්බුදකාරී වාතාවරණය හා ප්‍රායෝගික දුෂ්කරතා මත මෙම සංවර්ධන

ව්‍යාපෘති ක්‍රියාත්මක කිරීමට සුදුසු පසුබිමක් නොපවතින බැවින්, දේශීය මූල්‍ය ප්‍රභවය තුළින් මූල්‍යනය වන, ප්‍රමුඛතාවයෙන් අඩු ව්‍යාපෘති වලට 2022 වර්ෂය සඳහා වෙන් කළ ප්‍රතිපාදනවලින් කොටසක් අවුරා තැබීමට තීරණය කර ඇත. එබැවින්, අවුරා නොමැති ප්‍රතිපාදන ප්‍රශස්තව යොදාගනිමින් අතැති බිල්පත් හා බැඳීම් පියවීමටත්, අර්ධ වශයෙන් නිම කර ඇති ව්‍යාපෘති ක්‍රියාකාරකම් යෝග්‍ය ලෙස අවසන් කිරීමත් සඳහා ප්‍රමුඛතාවය ලබා දිය යුතුය.

තවද, විදේශ මූල්‍යයනය මගින් ක්‍රියාත්මක වන ඇතැම් සංවර්ධන ව්‍යාපෘතින් සඳහා ණය සහන කාලය අවසන්ව, ආපසු ගෙවීමේ කාලය ආරම්භව ඇතත්, ව්‍යාපෘතියෙහි ක්‍රියාකාරකම් නිම වී නොමැති අසාර්ථක අවස්ථාවන් ඇත. ණය වාරික එකඟ වූ පරිදි කාලීනව ලබා නොගැනීම හේතුවෙන් ප්‍රමාද ගාස්තු ගෙවීමේ අවස්ථාවන්ද වැඩි වී ඇත. මේ හැර, අසාර්ථක ව්‍යාපෘති කළමනාකරණය හේතුවෙන් ගැටළු හා අවහිරතා මඟ හරවා ගැනීමට නොහැකිව උපයෝජනය කිරීමෙන් තොරව ණය කොටසක් අවලංගු කිරීමට සිදුවූ අවස්ථාවන්ද මෙම ව්‍යාපෘති අතර වේ. එබැවින්, විදේශ ණය උපයෝජනයෙහි කාර්යක්ෂමතාවය හීන වීමට බලපාන හේතු කෙරෙහි විශේෂ අවධානය යොමු කිරීම අත්‍යවශ්‍ය වේ.

නිර්දේශ

- i) දේශීය හා විදේශීය ණය මත මූල්‍යනය වන ව්‍යාපෘතිවල අඛණ්ඩ හා සුමට ක්‍රියාකාරීත්වය තහවුරු කිරීම සඳහා ඒවායේ පාර්ශවකරුවන්ගේ නිරන්තර සහයෝගය ලබා ගැනීමටත්, දැනටත් ගැටළු රාශියක් පවතින බැවින් ඒ සඳහා කඩිනමින් විසඳුම් ලබා දීමටත් හැකි බලතල සහිත නිලධාරී කමිටුවක් අමාත්‍ය මණ්ඩලය විසින් පත් කිරීම.
- ii) දැනට ප්‍රතිපාදන අවුරා ඇති දේශීය අරමුදල් මගින් ක්‍රියාත්මක වන ව්‍යාපෘතිවල ක්‍රියාකාරකම් යෝග්‍ය පරිදි අවසන් කිරීමටත් නැවත ආරම්භ කිරීමට පෙර ඒවායෙහි ශක්‍යතාවය හා අවශ්‍යතාවය සමාලෝචනය කර අරමුදල් ලබා දීම සඳහා නැවත ප්‍රමුඛතාවය තීරණය කිරීම.
- iii) දැනටමත් තාවකාලිකව අත්හිට වූ ව්‍යාපෘතිවල ව්‍යාපෘති කාර්යමණ්ඩල පිළිබඳවත්, පවරාගෙන ඇති ඇති ඉඩම්, දේපළ හා ව්‍යාපෘති සම්පත් අනවසරයෙන් අත්පත් කර ගැනීම වැළැක්වීම සම්බන්ධයෙනුත් කඩිනමින් සුදුසු පියවර ගැනීම.

பாரியளவிலான அபிவிருத்தி கருத்திட்டங்களின் முன்னேற்றம்
2022 ம் வருடம் - இரண்டாவது காலாண்டு

அபிவிருத்தி முதலீடுகளின் பெறுபேறுகள், எதிர்பார்க்கப்பட்ட காலத்தினுள் உருவாக்க வேண்டிய குறிக்கோளுடன், கருத்திட்ட முகாமைத்துவம் மற்றும் கண்காணிப்புத் திணைக்களத்தினால் அக் கருத்திட்டங்களின் முன்னேற்றங்கள் மீளாய்வு செய்யப்பட்டு அவதானிப்புக்கள் மற்றும் பொருத்தமான பரிந்துரைகளை, அமைச்சரவைக்கு கொள்கை ரீதியான மற்றும் தந்திரோபாய தீர்மானமெடுத்தல்களுக்காக காலாண்டு அடிப்படையில் சமர்ப்பிக்கப்படுகின்றது. அதற்கமைய, ஒவ்வொரு நிரல் அமைச்சுக்களினாலும் சமர்ப்பிக்கப்பட்ட அபிவிருத்தி கருத்திட்டங்களின் செயற்றிறன் தகவல்கள் மற்றும் தரவுகளின் அடிப்படையில் தயாரிக்கப்பட்டுள்ள 2022ம் வருடத்தின் இரண்டாவது காலாண்டு வரையிலான அக்கருத்திட்டங்களின் திரண்ட முன்னேற்றங்கள் இவ்வறிக்கையினூடாக காட்டப்பட்டுள்ளது.

கருத்திட்ட முகாமைத்துவம் மற்றும் கண்காணிப்பு திணைக்களம்
நிதி, பொருளாதார உறுதிப்பாடு மற்றும் தேசிய கொள்கைகள் அமைச்சு

அறிமுகம்

2022ம் வருடத்தின் இரண்டாவது காலாண்டு இறுதியாகும் போது பாரியளவிலான 260 அபிவிருத்தி கருத்திட்டங்கள் நிரல் அமைச்சுக்களின் கீழ் நடைமுறைப்படுத்தப்படுகின்றது. அக்கருத்திட்டங்களின் ஒட்டுமொத்த முதலீட்டு பெறுமதியானது ரூ.5.8 டிரில்லியன் ஆவதுடன், அவற்றுள் 125 கருத்திட்டங்கள் நடைமுறைப்படுத்தப்படுவது வெளிநாட்டு நிதியீட்டம் மூலமாகும். 2012 வருடத்திலிருந்து வெவ்வேறு வருடத்தினுள் ஆரம்பிக்கப்பட்டுள்ள இந்த கருத்திட்டங்கள் 2030ம் வருடத்திற்கு முன்னர் நிறைவு செய்வதற்கு திட்டமிடப்பட்டுள்ளது. 2022 வருடத்தினுள் ஆரம்பிக்கப்பட்ட 10 அபிவிருத்தி கருத்திட்டங்கள் உள்ளடக்கப்பட்டள்ளன.

உலகலாவிய அளவில் பரவிய கொவிட் - 19 தொற்று நிலைமைக்கு மேலதிகமாக தற்போது நிலவிவரும் பொருளாதார நெருக்கடியினுள் அரசு செலவினங்களின் கடுமையான கட்டுப்படுத்தல் காரணமாக அபிவிருத்தி கருத்திட்டங்களின் பௌதீக செயற்பாடுகளை போன்றே நிதி பயன்பாடும் முடிவடைந்த காலாண்டினுள் கடும் பின்னடைவை கண்டுள்ளது. கருத்திட்டங்களின் இலக்கிடப்பட்ட நிதி பயன்பாட்டை உறுதிப்படுத்துவதற்கான தந்திரோபாய பிரவேசமாக 2022ம் வருடத்தினுள் காலாண்டு அடிப்படையில் நிதி ஒதுக்கீட்டை வழங்கும் முறைமையானது பின்பற்றப்பட்டது. அப்படியிருந்தும் கூட, நாட்டினுள் ஏற்பட்டுள்ள அந்நிய செலாவணி நெருக்கடியினால் உருவாகியுள்ள இறக்குமதி வரையறைகள், மூலப்பொருள் பற்றாக்குறை, எரிபொருள் நெருக்கடி, மின்சார வெட்டு, விலை அதிகரித்தல் போன்றே அதனுடன் தொடர்புபட்ட ஒப்பந்தங்களை முகாமை செய்வதிலுள்ள சிரமங்கள் காரணமாக ஒட்டுமொத்தமாக அரசின் அபிவிருத்தி கருத்திட்டங்களின் தொடர்ச்சியான நடைமுறைப்படுத்தல்கள் குறிப்பிடத்தக்க வகையில் பின்னடைவை சந்தித்துள்ளது.

2022 வருடத்தின் நிதி பயன்பாடு

இவ்வனைத்து கருத்திட்டங்களுக்காகவும் 2022ம் வருடத்தின் இரண்டாவது காலாண்டு வரைக்கும் ஒதுக்கிடப்பட்ட நிதி 277 பில்லியன் ரூபாவாகும். இரண்டாவது காலாண்டு முடிவடையும் போது அவற்றில் 58% (162 பில்லியன் ரூபா.) இனை மட்டுமே பயன்படுத்திக்கொள்ள முடிந்துள்ளது. இதற்கு மேலதிகமாக, கடந்த வருடத்தின் முன் கொண்டு வரப்பட்ட கையிலுள்ள பட்டியல்கள் உள்ளடங்கலாக 2022 ஜூன் மாதமாகும் போது 96.5 பில்லியன் ரூபா பெறுமதியான கையிலுள்ள பட்டியல்கள் செலுத்தப்பட வேண்டியுள்ளது. இச் செயற்றிறனற்ற நிதி முன்னேற்றத்திற்கு கேள்வி நடைமுறை தாமதங்கள், அந்நிய செலாவணி நெருக்கடி காரணமாக காணப்பட்ட இறக்குமதி வரையறைகள் மற்றும் கட்டுநிதி வரையறைகள் பிரதானமாக காரணமாகக் காணப்படுகின்றன. விஷேடமாக சில உள்நாட்டு மற்றும் வெளிநாட்டு கடன் தவணைகளை எதிர்பார்க்கப்பட்ட வகையில் விடுவிக்கப்படாமை தாக்கம் செலுத்தியுள்ளது. அவ்வாறு கடனுதவிகள் மூலம் நிதியீட்டப்பட்டுள்ள 119 கருத்திட்டங்களின் இரண்டாவது காலாண்டின் உபயோகம் அக்காலாண்டுக்குரிய நிதி பயன்பாடு இலக்கில் 67% மட்டுமேயாகும். அக்கருத்திட்டங்களின் கடன் மற்றும் வட்டி செலுத்துகைகளை கருத்திற்கொள்ளும் போது பெற்றுக்கொண்ட நிதி முன்னேற்றமானது போதுமானதாக இல்லை என்பது தெளிவாகின்றது.

¹ வருடாந்த வரவுசெலவுத் திட்டத்திற்கு மேலதிகமாக பொது நிறுவனங்களின் வருடாந்த மதிப்பீடுகள் மூலம் செய்யப்பட்ட ஒதுக்கீடுகள் இந்த எண்ணிக்கையில் அடங்கும்.

அட்டவணை 01: நிதியீட்டு அடிப்படையில் பாரியளவிலான கருத்திட்டங்களை வகைப்படுத்தல் மற்றும் அவற்றின் முன்னேற்றங்கள்

நிதி ஆதாரங்கள்	கருத்திட்டங்களின் எண்ணிக்கை	2022 நிதி ஒதுக்கீடு (ரூ.பில்.)	2022.06.30 ந் திகதியில்		
			உண்மைச் செலவினம் (ரூ.பில்.)	நிதி முன்னேற்றம் (%)	கையிலுள்ள பட்டியல் (ரூ.பில்.)
உள்நாட்டு நிதி	127	207.5	23.0	11.1	74.2
உள்நாட்டு கடன்	08	16.1	2.0	12.4	7.9
வெளிநாட்டு கடன்	111	399.2	136.5	34.2	14.0
வெளிநாட்டு உதவி	14	6.6	0.9	13.6	0.4
மொத்தம்	260	629.4	162.4	25.8	96.5

பௌதீக முன்னேற்றம்

ஒட்டுமொத்தமாக இச் செயற்றிறனற்ற நிதி பயன்பாட்டிற்கு இணையாக அபிவிருத்தி கருத்திட்டங்களின் பௌதீக முன்னேற்றங்களிலும் கடும் பின்னடைவு தன்மை காணப்பட்டது. விசேஷமாக, இந்த அரையாண்டினுள் 61 கருத்திட்டங்கள் நிறைவு செய்யப்பட வேண்டியிருந்த போதும் அவற்றுள் 46 கருத்திட்டங்கள் எதிர்பார்க்கப்பட்ட வகையில் பெறுபேற்றை பெற்றுக்கொள்ள முடியாமற் போயுள்ளமை விசேஷ கவனம் செலுத்த வேண்டிய விடயமாகும். குறித்த காலத்தினுள் கருத்திட்டங்களின் முதலீட்டு பெறுபேற்றை பெற்றுக்கொள்வதற்காக அனைத்து அபிவிருத்தி தரப்பினர்களினதும் நடைமுறைமை போன்றே உரிய காலத்திலான தலையீடு அவசியமானதாகும். அவ்வாறான சுமுகமான பிண்ணனி காணப்படாமையின் காரணமாக இக்கருத்திட்ட கூட்டத்தில் 133 கருத்திட்டங்கள் உரிய காலத்தினுள் பெறுபேற்றை பெற்றுக்கொடுப்பதை தொடர்ந்தும் பின்போடப்பட்டுள்ளது.

இதைத் தவிர மீளாய்வு செய்யப்படும் காலாண்டினுள் நேர்மறையான மட்டத்தில் காணப்படும் கருத்திட்டங்களின் அளவு அனைத்து கருத்திட்டங்களில் 1/5க்கும் குறைவாக இருப்பனை அவதானிக்க முடிகின்றது. இது அபிவிருத்தி செயற்பாடுகளில் ஒரு தீவிரமான நிலைமையாகும். 134 கருத்திட்டங்களும் “விசேஷ கவனத்தை செலுத்த வேண்டிய” மற்றும் தீர்மானம் எடுக்கப்படவேண்டிய கருத்திட்டங்கள்” ஆகும். இரண்டாவது காலாண்டு இறுதியாகும் போது 14 கருத்திட்டங்களின் செயற்பாடுகள் தற்காலிகமாக இடைநிறுத்தப்பட்டு இருந்துள்ளது.

அட்டவணை 02: முன்னேற்ற பிரிவுக்கமைய கருத்திட்டங்களை வகைப்படுத்தல்		
முன்னேற்ற பிரிவு	நிறக் குறியீடு	கருத்திட்டங்களின் எண்ணிக்கை
வேலை நிறைவு செய்யப்பட்டுள்ளவை		15
மிகவும் வெற்றிகரமாக செயற்படுத்தப்படுகின்றவை		15
நன்றாக செயற்படுத்தப்படுகின்றவை		32
தலையீடுகளின் மூலம் எதிர்பார்க்கப்படுகின்ற முன்னேற்றத்தை அடைந்துக் கொள்ளக்கூடியவை		50
விஷேட அவதானம் காட்டப்படவேண்டியவை		59
தீர்மானம் எடுக்கப்படவேண்டிய கருத்திட்டங்கள்		75
தற்காலமாக இடைநிறுத்தப்பட்டுள்ள கருத்திட்டங்கள்		14

134

2022 இரண்டாவது காலாண்டு இறுதியில் பாரியளவிலான கருத்திட்டங்களின் முன்னேற்றங்கள் அவ்வவ் அமைச்சுக்கமைய இணைப்பு "A" யில் காட்டப்பட்டுள்ளது.

இதைத் தவிர, நிலவுகின்ற பொருளாதார நெருக்கடி சூழ்நிலைகள் மற்றும் நடைமுறை சிக்கல்களின் அடிப்படையில் இவ் அபிவிருத்தி கருத்திட்டங்களை செயற்படுத்துவதற்கு பொருத்தமான பிண்ணனி காணப்படாததனால், உள்நாட்டு நிதி மூலமாக நிதியீட்டப்பட்டுள்ள குறைவான முக்கியத்துவம் வாய்ந்த கருத்திட்டங்களுக்கு 2022 வருடத்திற்காக ஒதுக்கப்பட்ட நிதியின் ஒரு பகுதியை முடக்குவதற்கு தீர்மானிக்கப்பட்டுள்ளது. எனவே, முடக்கப்பட முடியாத நிதி ஒதுக்கீடுகளை வினைதிறனாக பயன்படுத்தி கையிலுள்ள பட்டியல் மற்றும் உறுதிச்சீட்டுக்களை தீர்ப்பதற்கும், அரைவாசியளவில் நிறைவு செய்யப்பட்டுள்ள கருத்திட்ட செயற்பாடுகளை உரிய முறையில் நிறைவு செய்வதற்காகவும் முன்னுரிமை வழங்கப்பட வேண்டும்.

மேலும், வெளிநாட்டு நிதியுதவி மூலம் நடைமுறைப்படுத்தப்படும் சில அபிவிருத்தி கருத்திட்டங்களுக்கான கடன் நிவாரண காலம் நிறைவடைந்து, மீள செலுத்தும் காலம் ஆரம்பித்திருப்பினும், கருத்திட்டங்களின் செயற்பாடுகள் நிறைவு செய்யப்படாமல் காணப்படும் தோல்வியான சந்தர்ப்பங்கள் காணப்படுகின்றன. கடன் தவணைகள் ஒத்துகொண்ட வகையில் உரிய நேரத்தில் பெற்றுக்கொள்ளாத காரணத்தினால் தாமதக்கொடுப்பனவு செலுத்த வேண்டிய சந்தர்ப்பங்கள் அதிகரித்துள்ளது. இதனைத் தவிர, தோல்வியான கருத்திட்ட முகாமைத்துவத்தினால் சிக்கல்கள் மற்றும் தடைகளை தவிர்த்துக்கொள்ள முடியாமல் கடனில் ஒரு பகுதியை பயன்படுத்தாமல் ரத்து செய்யவேண்டிய சூழ்நிலைகள் இக்கருத்திட்டங்களினுள் அடங்குகின்றன. அதனால், வெளிநாட்டு கடனுதவிகளின் செயற்றிறன் மிக்க பயன்பாடு கனவாகிப்போவதில் தாக்கம் செலுத்தும் காரணிகளில் விஷேட கவனம் செலுத்த வேண்டியது அவசியமாகும்.

பரிந்துரைகள்

- i. உள்நாட்டு மற்றும் வெளிநாட்டு நிதி அடிப்படையில் நிதியீட்டம் செய்யப்பட்டுள்ள கருத்திட்டங்களின் தொடர்ச்சியான மற்றும் சுமுகமான செயற்பாடுகளை உறுதிப்படுத்துவதற்காக அவற்றின் பங்குதாரர்களின் நிலையான ஒத்துழைப்பை பெற்றுக்கொள்வதற்கும், தற்பொழுதும் பல பிரச்சனைகள் காணப்படுவதனால் அவற்றிற்காக துரிதமாக தீர்வை பெற்றுக்கொடுக்கக் கூடிய வகையில் அதிகாரமுடைய குழுவொன்றினை ஸ்தாபித்தல்.
- ii. ஏற்கனவே உள்நாட்டு நிதி ஒதுக்கீடு முடக்கப்பட்டுள்ள கருத்திட்டங்களின் செயற்பாடுகளை உரிய முறையில் நிறைவு செய்வதற்கும் மீள ஆரம்பிப்பதற்கும் முன் அவற்றின் சாத்தியப்பாடு மற்றும் தேவைப்பாட்டினை மீளாய்வு செய்து நிதி ஒதுக்கீடு செய்வது தொடர்பாக மீண்டும் முக்கியத்துவத்தினை தீர்மானித்தல்.
- iii. ஏற்கனவே தற்காலிகமாக இடைநிறுத்தப்பட்டுள்ள கருத்திட்டங்களின் கருத்திட்ட ஆளணி தொடர்பாகவும், சுவீகரிக்கப்பட்டுள்ள காணிகள், சொத்துக்கள் மற்றும் கருத்திட்டங்களின் வளங்கள் அனுமதியின்றி கையகப்படுத்திக்கொள்ளுதலை தடுப்பது தொடர்பாகவும் துரிதாக பொருத்தமான நடவடிக்கைகளை எடுத்தல்.

Progress of the Mega Scale Development Projects

Year 2022 – Second Quarter

With the objective of achieving the results of investments within the expected timeframe the Department of Project Management and Monitoring furnishes a quarterly monitoring report to the Cabinet of ministers in support of appropriate strategic and policy decisions related to mega scale development projects. This report contains observations and suitable recommendations derived through the review of cumulative progress of mega scale development projects up to the second quarter of 2022 based on the data and information reported by each line ministry on performance of the development projects.

Department of Project Management and Monitoring
Ministry of Finance, Economic Stabilization and National Policies

Introduction

By the end of second quarter of this year, 260 mega scale development projects were implemented by line ministries. The total investment on those projects was Rs. 5.8 trillion and 125 of them are being financed through foreign sources. All the activities of these projects, which have started in different years since 2012, should be completed before the end of 2030. Ten (10) out of all these projects have been initiated in year 2022.

As a result of strict controls imposed on public expenditure due to the prevailing economic crisis amidst the global COVID-19 pandemic, there were serious drawbacks in physical performance as well as the utilization of funds allocated for the development projects during the preceding quarter. A procedure was adopted in 2022 for allocating funds on quarterly basis, as a strategic approach of ensuring optimum utilization of funds of the projects. However, there were considerable drawbacks in overall continued performance of government's development projects due to restrictions on imports, scarcity of raw material, fuel crisis, power cuts, difficulties in contract management resulted by inflation and crisis related shortage of foreign exchange.

Utilization of funds in year 2022

Cumulative Allocation made for all mega scale projects up to the second quarter of year 2022 is Rs. 277 billion¹. Utilization of 58% (Rs.162 billion) only out of this allocation was possible as at the end of second quarter. In addition to this, by June 2022, including outstanding bills brought forward from the preceding year/quarter, Rs. 96.5 billion outstanding bills remain to be settled. Delay in procurements, restrictions on importation due to the foreign exchange crisis and limitations on release of imprest are the main causes of this poor financial progress. Unexpected suspension of releasing certain local and foreign loan installments also specifically impacted on financial performance. In respect of 119 projects financed through loans, utilization of funds of those projects during the 2nd quarter was only a 67% out of the target. Financial progress achieved by these projects is obviously insufficient, when the cost on loans and relevant interest rates are considered.

¹ This number includes the allocations made in annual estimates of public enterprises in addition to the Annual Budget Estimates.

Table 01: Classification of Mega Scale Projects and their Progress					
Source of Financing	Number of Projects	Allocation 2022 (Rs. Bn.)	As at 30.06.2022		
			Actual Expenditure (Rs. Bn.)	Financial Progress (%)	Bills in Hand (Rs. Bn.)
Local Funds	127	207.5	23.0	11.1	74.2
Local Loans	08	16.1	2.0	12.4	7.9
Foreign Loans	111	399.2	136.5	34.2	14.0
Foreign Grants	14	6.6	0.9	13.6	0.4
Total	260	629.4	162.4	25.8	96.5

Physical Progress

Overall, underutilization of funds was accompanied by a sluggish movement of the physical performance of the development projects. In particular, special attention needs to be given the matter that though 61 projects were to be completed during this half of the year, 46 of them failed to generate results as expected. Practical as well as timely involvement of all development stakeholders is essential to deliver investment results in projects within the stipulated time frame. Due to the absence of such a favorable environment and the obstacles associated with the economic pressure arisen in the country, 133 projects of the portfolio have continuously postponed the delivery of the agreed results within the stipulated time.

Apart from this, it is observed that less than 1/5 of total projects were able to maintain a satisfactory level of performance during the quarter. This is a serious situation in the process of development. There are 134 project which “need special attention” and “at critical status”. Implementation of 14 projects have been temporarily suspended as at the end of second quarter.

Table 02: Classification of progress based on the category of progress		
Category of progress	Colour code	Number of projects
Completed projects		15
Being implemented successfully		15
Being implemented properly		32
Expected results could be achieved through interventions		50
Need special attention		59
Critical projects		75
Temporarily suspended projects		14

134

Ministry-wise progress of mega scale projects as at the end of 2nd quarter 2022, is given in the Annex “A”

Apart from this, it has been decided to freeze certain amount of the budgetary allocations of 2022 for the local funded as well as less priority projects in the absence of a favorable environment to implement these development projects under the prevailing economic crisis and practical difficulties. Therefore, the priority should be given to settle the bills in hand and commitments as well as to finish the partially completed project activities sustainably by optimum utilization of un-frozen allocations.

Also, there are failed circumstances where the project activities have not been completed, but the grace period of some of the foreign funded development projects are over and loan repayment has been commenced. The occasions of late charges made have been increasingly reported due to non- disbursement of loan installments timely as agreed. In addition, there are occasions where a portion of the loan was cancelled, without utilizing, since the issues and obstacles faced by the projects are not resolved as a result projects' miss-management. Therefore, it is necessary to pay the attention on the reasons which reduce the inefficiency of foreign loan utilization.

Recommendations








- i) Appoint an official committee by the Cabinet of Ministers with necessary powers to immediately resolve the prevailing implementation issues of foreign and local loan projects and to obtain regular support of the stakeholders to ensure their continuous and smooth implementation.
- ii) Appropriately complete the activities of locally funded projects of which allocations are temporary frozen. Before the re-commencement, review the requirement and feasibility of them and prioritize for financing.
- iii) Taking appropriate and urgent steps regarding the project staff and resources, encroachment of acquired lands of already suspended projects.

Summary of Ministry- wise Project Progress									
#	Name of the Ministry								Total
1	Ministry of Agriculture	4	1	-	-	-	-	-	5
2	Ministry of Defence	4	4	1	1	-	1	1	12
3	Ministry of Education	7	3	10	-	3	-	-	23
4	Ministry of Finance, Economic Stabilization and National Policies	1	2	2	2	1	-	-	8
5	Ministry of Fisheries	1	-	1	-	-	-	-	2
6	Ministry of Health	16	4	3	4	4	-	2	33
7	Ministry of Industries	-	-	-	-	1	-	-	1
8	Ministry of Irrigation	5	13	7	1	1	-	-	27
9	Ministry of Justice, Prison Reforms and Prisoners" Rehabilitation	2	-	2	1	-	2	-	7
10	Ministry opf Mass Media	-	-	-	1	-	-	-	1
11	Ministry of Plantation Industries	-	-	1	1	-	-	-	2
12	Ministry of Ports, Shipping and Aviation	1	3	-	3	1	-	-	8
13	Ministry of Power and Energy	3	3	2	-	-	-	1	9
14	Ministry of Public Administration, Home Affairs, Provincial Councils and Local Government	4	1	3	5	-	4	1	18
15	Ministry of Public Security	-	-	-	1	-	-	-	1
16	Ministry of Sports and Youth Affairs	1	-	1	-	-	-	-	2
17	Ministry of Technology	2	-	2	1	1	-	-	6
18	Ministry of Transport and Highways	6	12	4	7	3	2	-	34
19	Ministry of Urban Development and Housing	7	4	2	1	-	4	1	19
20	Ministry of Water Supply	9	9	7	2	-	2	8	37
21	Ministry of Wildlife and Forest Conservation	2	-	-	1	-	-	-	3
22	Ministry of Women, Child Affairs and Social Empowerment	-	-	2	-	-	-	-	2
	Total	75	59	50	32	15	15	14	260

Contents

Annex-A

#	Name of the Ministry	Page No.
1	Ministry of Agriculture	i
2	Ministry of Defence	i-ii
3	Ministry of Education	ii-iv
4	Ministry of Finance, Economic Stabilization and National Policies	iv-v
5	Ministry of Fisheries	vi
6	Ministry of Health	vi-ix
7	Ministry of Industries	ix
8	Ministry of Irrigation	ix-xi
9	Ministry of Justice, Prison Reforms and Prisoners" Rehabilitation	xi-xii
10	Ministry of Mass Media	xii
11	Ministry of Plantation Industries	xii
12	Ministry of Ports, Shipping and Aviation	xii-xiii
13	Ministry of Power and Energy	xiii
14	Ministry of Public Administration, Home Affairs, Provincial Councils and Local Government	xiv-xv
15	Ministry of Public Security	xv
16	Ministry of Sports and Youth Affairs	xv
17	Ministry of Technology	xv
18	Ministry of Transport and Highways	xvi-xviii
19	Ministry of Urban Development and Housing	xviii-xx
20	Ministry of Water Supply	xx-xxiii
21	Ministry of Wildlife and Forest Conservation	xxiii
22	Ministry of Women, Child Affairs and Social Empowerment	xxiii

Colour Classification	
	Completed projects
	Being implemented successfully
	Being implemented properly
	Expected results could be achieved through interventions
	Need special attention
	Critical projects
	Temporarily suspended projects

Status of Mega-Scale Development Projects as at 30th June 2022

Annex A

	Project	Date of Commencement	Date of Completion	Total Project Period	Source of Financing	Total Estimated Cost (Rs. Mn.)	Cumulative Expenditure (Rs. Mn)	Cumulative Physical Target (%)	Cumulative Physical Progress (%)	Progress during the quarter (%)	Balance Works (%)	Remaining period (Months)	Time Extension (in months)	Status	Prevailing Issues
Ministry of Agriculture															
1	Agriculture Sector Modernization Project (Component - II - Productivity enhancement & diversification)	2016/10	2023/06	81	World Bank	16,140	5,539.32	47.00	42.00	6.00	58.00	12	18		Six out of seven years of project period is over. Progress is not satisfactory. FOREX limitation for importation.
2	Climate Smart Irrigated Agriculture Project (CSIAP)	2019/01	2024/06	66	World Bank	22,500	5,400.63	47.00	30.00	1.00	70.00	24			Substantial delay and progress is not satisfactory. Contractors request price escalation.
3	Smallholder Agribusiness Partnerships Programme (SAPP)	2017/06	2023/06	73	IFAD	17,171	4,764.83	59.00	48.00	3.00	52.00	12			Poor progress. Price escalation on equipment & machineries and inadequate supply of fertilizer.
4	Establishment of Dairy Processing Plant at Badalgama	2016/01	2021/12	72	Denmark	11,783	10,931.62	100.00	98.50	2.50	1.50	-6	12		Project completion is 18 months delay and loan repayment also started. But held up importation of Euro 0.13 Mn worth equipment due to suspension of disbursement.
5	Development of Mini Dairy Cooperative Societies	2018/01	2021/12	48	France	4,086	2,400.66	100.00	71.00	6.00	29.00	-6	12		Project completion is 18 months delay. Building construction at Bandaragama is held up due to delay in committee report for location change.
Ministry of Defence															
6	Defence Head Quarters Complex (DHQC) Project- Phase 01	2011/10	2023/10	145	GoSL	68,788	39,396.89	75.43	77.46	1.42	22.54	17	84		Slow progress. Difficulties in LC opening and price escalation of materials.
7	Tri Forces Central Ammunition Armoury and Commercial Explosive Armoury Complex at Punani	2017/07	2021/12	54	GoSL	1,569	1,216.21	93.80	83.50	0.40	16.50	-6	29		Even with 30 months time extension still 16% work remain. Very poor progress during the quarter due to unavailability of ready-mix.
8	Strategic Defence Communication Network Project (SDCN)	2015/01	2022/12	96	GoSL	1,192	649.14	74.00	71.73	0.00	28.27	6	48		
9	Army Hospital Project-Stage 3	2017/01	2022/12	72	GoSL	4,004	1,298.62	56.06	14.71	0.25	85.29	6			Very poor progress during the quarter due to unavailability of ready-mix.
10	Construction of Quay at Dockyard - Trincomalee - SL Navy	2015/01	2022/12	96	GoSL	4,611	1,681.47	47.98	37.50	1.76	62.50	6	12		Difficulty in pile importation for Jetty construction.

	Project	Date of Commencement	Date of Completion	Total Project Period	Source of Finacing	Total Estimated Cost (Rs. Mn.)	Cumulative Expenditure (Rs. Mn)	Cumulative Physical Target (%)	Cumulative Physical Progress (%)	Progress during the quarter (%)	Balance Works (%)	Remaining period (Months)	Time Extention (in months)	Status	Prevailing Issues
11	Upgrading and modernization of the Sri Lanka Army Communication System (1st Stage)	2021/01	2023/12	36	GoSL	4,089	-	31.00	15.00	4.00	85.00	18			Allocation freed
12	Modernization of VHF UHF Communication System	2021/01	2023/12	36	GoSL	1,112	-	50.00	15.00	0.00	85.00	18			Eventhough project has a demand, very less progress even after 50% of project time. Zero progress for last 6 months.
13	Construction of Houses in Landslide Affected Areas in Kegalle	2016/01	2021/12	72	GoSL	2,838	2,079.04	100.00	97.00	0.00	3.00	-6	36		
14	Resettlement of Displaced People Due to Landslide Threats and Landslide	2017/01	2021/12	60	GoSL	21,050	4,659.35	100.00	35.62	0.30	64.36	-6			Scope reduced. Five year project period over but only 35% achieved from the revised scope. At present, price escalation of materials has slow down the progress.
15	Reduction of Landslide Vulnerability by Mitigation Measures	2019/01	2023/12	60	AiIB	19,116	1,459.91	16.72	13.93	1.87	86.07	18			Progress slow for last four years. Current shortage of construction materials and price escalation slow down the progress.
16	Doppler Weather Radar System	2019/01	2024/12	72	JICA	4,491	0.37	27.00	16.00	0.00	84.00	30	24		Even after four years very lesser progress. Procurement delay. Grant amount is insufficient due to price escalation.
17	Construction of Pre-Cast Disaster Resilient Houses for the People Residing in Disaster Prone Areas	2021/01	2022/12	24	GoSL	1,200	11.30		3.55	0.00	96.45	6			No progress at all.
Ministry of Education															
18	Multipurpose Building for faculty of Humanities & Social Sciences (Uni.of Sri Jayawardenepura)	2018/01	2023/12	72	GoSL	1,364	688.47	75.00	79.00	7.00	21.00	18			
19	Multipurpose building complex for Faculty of Management Studies & Commerce (Uni.of Sri Jayawardenepura)	2018/01	2023/12	72	GoSL	1,761	736.66	62.00	58.00	10.00	42.00	18			
20	Completion and Maintenance of Twelve storied building complex for the Faculty of Medicine (Uni.of Ruhuna)	2017/11	2022/05	55	GoSL	1,180	738.73	100.00	45.00	3.00	55.00	-1	8		Project is moving slowly. Structure of the six out of twelve stories completed. Shortage of materials and fuel.
21	Establishment of a professorial unit at Karapitiya hospital (Uni.of Ruhuna)	2019/06	2022/06	37	GoSL	1,300	528.63	100.00	50.00	5.00	50.00	0			Original project period is over. Structure of the six out of ten stories completed. Shortage of materials and fuel.

	Project	Date of Commencement	Date of Completion	Total Project Period	Source of Finacing	Total Estimated Cost (Rs. Mn.)	Cumulative Expenditure (Rs. Mn)	Cumulative Physical Target (%)	Cumulative Physical Progress (%)	Progress during the quarter (%)	Balance Works (%)	Remaining period (Months)	Time Extention (in months)	Status	Prevailing Issues
22	Accelerating Higher Education Expansion & Development Project	2017/06	2023/06	73	World Bank	14,500	13,821.82	80.00	75.00	2.00	25.00	12			Construction component is slow and delay in importation of lab equipment due to FOREX issue.
23	Building Complex for the Faculty of Healthcare Sciences, Eastern University, Sri Lanka Project	2016/03	2022/12	82	Kuwait Fund	5,480	4,304.95	80.00	70.50	2.50	29.50	6	24		99% of the construction is over. Importation of equipment getting delayed due to price escalation.
24	Wayamba University Township Development Project	2017/10	2023/01	64	Saudi Fund	5,088	719.05	52.50	32.50	2.81	67.50	7	25		Seriously delayed project. Loan repayment start from October 2022. Even after 5 years project has not complete the foundation of 12 buildings.
25	Science & Technology Human Resources Development Programme for the Universities of Kelaniya, Sabaragamuwa, Rajarata and University of Sri Jayawardanapura	2018/01	2023/12	72	ADB	26,400	8,709.44	67.00	60.00	1.00	40.00	18			Delay in construction component. Procurement of equipment delayed due to FOREX issue.
26	Establishment of Faculty of Medicine at Sabaragamuwa University of Sri Lanka	2018/01	2023/12	72	Saudi Fund	12,780	775.17	45.08	30.98	1.39	69.02	18	8		Project is at high risk as the major construction has not awarded yet.
27	Building Complex for the Clinical Department (Uni.of Colombo)	2017/05	2021/12	56	Local Bank	6,604	5,232.30	100.00	98.30	2.80	1.70	-6	19		Final finishing work of the buildings is slow.
28	Establishment of State Medical Faculty, Moratuwa University	2021/01	2025/12	60	Kuwait Fund	5,985	-		0.00	0.00	100.00	42			Land is not cleared yet. Consultancy procurement is not completed. Still no target set.
29	Develop Faculty of Allied Health Science at the Ruhunu University	2020/12	2023/06	31	GoSL	1,660	820.22	59.00	50.00	5.00	50.00	12			Shortage of materials and fuel
30	Establishment of Technology Faculty - Wayamba University	2020/09	2022/12	28	GoSL	1,685	832.00	75.00	60.00	0.00	40.00	6			No progress at all for the quarter due to shortage of material and labour supply. Two out of four stories completed.
31	General Education Modernization Project	2018/01	2023/12	72	World Bank	3,876	2,111.50	65.00	58.00	2.00	42.00	18			Project is slow due to operational issues of the education sector.
32	Establishment of National College of Education for Technology Stream	2018/01	2025/12	96	Korea	2,080	43.00	55.00	18.00	0.00	82.00	42	24		Original project period is extended by two years. But construction not started yet. No targets set. No provision in the grant agreement to cover the price escalation.

	Project	Date of Commencement	Date of Completion	Total Project Period	Source of Financing	Total Estimated Cost (Rs. Mn.)	Cumulative Expenditure (Rs. Mn)	Cumulative Physical Target (%)	Cumulative Physical Progress (%)	Progress during the quarter (%)	Balance Works (%)	Remaining period (Months)	Time Extension (in months)	Status	Prevailing Issues
33	Technological Education Development Project	2018/01	2023/12	72	OPEC	10,924	312.78	50.00	40.00	0.00	60.00	18			Several contractors abandon sites due to material price escalations. Not moving civil works as planned.
34	Educational Environment Improvement Project in Kilinochchi	2018/01	2022/06	54	Korea	1,300	975.59	100.00	80.00	7.00	20.00	0			
35	Upgrade Facilities of Secondary Schools to Establish 1000 National schools-Phase 01	2021/01	2024/12	48	GoSL	50,400	1,129.70	33.00	28.00	2.00	72.00	30			Slow progress in construction in schools island-wide due to shortages of materials and fuel.
36	Develop Child Friendly School	2021/01	2024/12	48	GoSL	2,900	457.79	40.00	34.00	2.00	66.00	30			Delay in renovation work.
37	Qualitative Development Reforms in Education	2021/01	2023/12	36	GoSL	4,570	682.01	40.00	40.00	9.00	60.00	18			
38	Establishment of ICT Hubs Secondary Education	2019/01	2023/12	60	Korea	5,706	-	3.00	2.55	0.25	97.45	18			Substantially low progress. Proposed cost revision not finalized yet. Awaiting donor concurrence.
39	Skills Sector Development Programme	2014/01	2023/06	114	ADB	51,792	35,014.00	98.00	95.00	1.00	5.00	12	18		Two out of nine DLIs completed partially.
40	Support for Product Design Engineering (PDE) under the Mechatronics enabled Economic Development Initiative	2017/01	2023/12	84	GoSL	6,500	36.53	23.00	4.01	0.00	95.99	18			Even after five years no physical progress at all.
Ministry of Finance, Economic Stabilization and National Policies															
41	Small and Medium Sized Enterprises Line of Credit Project -Additional Financing III - PHASE II	2020/12	2024/12	49	ADB	32,417	24,194.00	80.00	77.00	4.00	23.00	30			Less demand for investment loans due to prevailing economic downturn in the country
42	Fiscal Management Efficiency Project /TMIS (FMEP)	2010/06	2022/06	145	GoSL	5,745	5,540.0	99.00	98.50	0.20	1.50	0	104		Due to prevailing fuel shortages in the country, the scheduled training programmes have been delayed/ cancelled at district level.

iv

	Project	Date of Commencement	Date of Completion	Total Project Period	Source of Finacing	Total Estimated Cost (Rs. Mn.)	Cumulative Expenditure (Rs. Mn)	Cumulative Physical Target (%)	Cumulative Physical Progress (%)	Progress during the quarter (%)	Balance Works (%)	Remaining period (Months)	Time Extention (in months)	Status	Prevailing Issues
43	Financial Sector Modernization Project	2017/10	2022/12	63	World Bank	13,125	1,468.35	60.00	44.12	3.27	55.88	6			ERD has requested World Bank to cancel the USD 58.8Mn out of TEC of 75 USD Mn, due to faileure of meeting some of the DLIs and delays in procurement. But the World Bank approval is pending. Hence,the project currently runs with remaining activities and USD 2.5 Mn to be disbursed within next 06 months.
44	Social Safety Nets Project	2016/12	2023/06	79	World Bank	10,949	8,976.10	96.50	92.50	0.50	7.50	12	12		Two time extensions have granted. Welfare Benefits Board is not fully staffed and conducting regular Board meetings. Therefore, DLI 1 (Year 1) which account for USD 2.5 Mn has not been disbursed. DLI 4 (Year 5) "data on 90% of Samurdhi beneficiaries accessible and updated in the Social Registry" are yet to be achieved. Decision regarding the procurement of tablet computers is not finalized yet.
45	RAMIS - 2- 0 New version	2020/07	2022/07	25	GoSL	2,725	1,246.00	92.00	94.00	17.00	6.00	1	7		Project is being implemented as phase B of RAMIS and the given extension is over. Second time extension is expected. Still 18 modules are in UAT (User Acceptance & Testing) level and dragging due to limitations arised with current situation.
46	Contingent Emergency Response Components (CERC)	2020/05	2022/12	28	World Bank	10,491	6,471.0	78.00	70.00	5.40	30.00	6	12		Contractors demand for price escalation of raw materials of the agriculture sector and construction & agriculture imperiments. Shortage of labour due to fuel crisis. Some sites are abandoned.
47	Port City Development project (land Infrastructure Development)	2016/01	2022/12	84	GoSL	10,508	7,013.16	76.15	72.15	0.00	27.85	6	36		No progress at all during the quarter. The committee report on sewerage line is pending for 9 months.
48	Establishing industrial zones in Bingiriya	2018/01	2022/12	60	GoSL	3,239	1,465.50	89.12	76.40	1.80	23.60	6	24		Delay in internal road construction work due to fuel and material shortage.

	Project	Date of Commencement	Date of Completion	Total Project Period	Source of Finacing	Total Estimated Cost (Rs. Mn.)	Cumulative Expenditure (Rs. Mn)	Cumulative Physical Target (%)	Cumulative Physical Progress (%)	Progress during the quarter (%)	Balance Works (%)	Remaining period (Months)	Time Extention (in months)	Status	Prevailing Issues
Ministry of Fisheries															
49	Develop Gandara Fishery Harbour	2020/12	2023/12	37	GoSL	9,360	1,902.50	55.00	52.00	17.00	48.00	18			
50	Construction of Balapitiya Fishery harbour	2021/01	2024/12	48	GoSL	1,200	21.87	11.00	4.00	0.00	96.00	30			No progress at all due to public protest prevailed more than one year regarding the identified location.
Ministry of Health															
51	Development of District Hospital Kalutara as a Specialized Maternal and Children's Hospital	2015/03	2022/12	94	Netherlands	5,400	2,378.64	90.00	84.50	0.50	15.50	6	48		Very low progress. Project is not completed yet even its period doubled. Importation of equipment delayed due to extension approval was delayed until 27th June 2022.
52	Helmut Khol Maternity Hospital Karapitiya, Galle (GOSL -Germany) -	2015/10	2022/12	87	KfW	6,734	4,778.37	98.40	98.00	1.00	2.00	6	48		The original project period is three years but another four years extension received. Slow progress within the quarter due to unresolved dispute with the main contractor.
53	Matara District Maternal and Newborn Health Care Strengthening Project.	2017/07	2022/12	66	Korea	1,475	1,134.82	97.80	97.00	0.50	3.00	6	21		
54	Health System Enhancement Project - ADB	2018/10	2025/11	86	ADB	35,346	7,307.61	46.00	33.50	1.50	66.50	41	25		Project performance is not satisfactory due to delay in opening LCs for importation of equipment and some contractors have slow down their work demanding cost variation due to price escalation.
55	Primary Health Systems Strengthening Project(PSSP) GOSL-WB	2019/09	2023/09	49	World Bank	10,673	2,167.67	64.00	60.00	4.00	40.00	15			Performance of constructions affected due to slowdown of work by some contractors demanding cost variation due to price escalation.
56	Sri Lanka COVID 19 Emergency Response and Health Systems Preparedness Project	2020/04	2023/12	45	World Bank	79,614	62,487.47	70.00	69.00	1.00	31.00	18			
57	Development of Ambulatory Care Centre (OPD) of National Hospital of Sri Lanka (GSOL- China)	2017/07	2022/04	58	China	14,600	1,651.63	100.00	99.50	1.00	0.50	-2	4		Commisioning of equipment is unable as the ongoing high voltage wiring work by CEB and completion of communication system by local provider are slow. Therefore, project can not close down officially.

	Project	Date of Commencement	Date of Completion	Total Project Period	Source of Finacing	Total Estimated Cost (Rs. Mn.)	Cumulative Expenditure (Rs. Mn)	Cumulative Physical Target (%)	Cumulative Physical Progress (%)	Progress during the quarter (%)	Balance Works (%)	Remaining period (Months)	Time Extention (in months)	Status	Prevailing Issues
58	Upgrading Health facilities of selected 13 hospitals	2019/09	2022/06	34	China	15,292	12,101.55	100.00	85.00	1.00	15.00	0	9		Progress is not satisfactory due to shortage of supply of construction material due to price escalation and fuel crisis.
59	Development of Four Hospitals in Nothern Province (DRIVE)	2019/12	2022/12	37	Netherlands	12,225	7,346.96	90.00	85.50	0.50	14.50	6			Progress is not satisfactory due to shortage of supply of construction material due to price escalation and fuel crisis.
60	Health & Medical Service Improvement Project	2018/10	2023/10	61	JICA	16,594	424.38	31.00	30.00	2.00	70.00	16			JICA concurrence for bidding documents for construction in Anuradapura, Kandy, Kurunegala and Trincomalee is pending. Targets are not realistic and too low for elapsed time period.
61	Global Fund to Fight AIDS, Tuberculosis (GFATM)	2022/01	2024/12	36	Global Fund	1,900	170.60	14.00	11.00	6.00	89.00	30			
62	A Neonatal and Obstetrics Reference Centre for De Zoysa Maternity Hospital	2018/02	2023/10	69	UK	6,162	2,044.52	40.00	34.00	7.00	66.00	16			Required progress rate is high. Eventhough the materials available price hike and fuel shortage slow down the project progress.
63	Health Information and Quality Improvement	2021/07	2024/06	36	Global Fund	4,948	3.64	7.00	2.00	0.00	98.00	24			No significant progress as imprest not received up to end of second quarter.
64	Responsive COVID-19 Vacciness for Recovery	2021/07	2024/12	42	ADB	32,694	21,266.05	63.00	60.50	0.50	39.50	30			
65	Improvement of ETU Facilities of Hospitals under the Line Ministry (Development of Accident and Emergency Care Services)	2014/01	2020/12	84	GoSL	9,525	3,540.87	100.00	40.00	0.00	60.00	-18	24		Very slow progress due to shortage of material supply and fuel issue. Contractors are performing poorly claiming higher prices due to price escalation of material.
66	Development of Teaching Hospital Karapitiya (Surgical & Medical wards and Stroke Centre)	2016/08	2022/12	77	GoSL	1,024	441.13	75.00	55.00	0.00	45.00	6	40		Surgical and medical ward construction is not moving due to poor performance of contractor.
67	Construction of 16-storied building for the Ministry.	2016/11	2022/06	68	GoSL	5,979	3,063.29	100.00	63.00	0.00	37.00	0	30		Substantially slow progress due to poor performance of contractors.

	Project	Date of Commencement	Date of Completion	Total Project Period	Source of Financing	Total Estimated Cost (Rs. Mn.)	Cumulative Expenditure (Rs. Mn)	Cumulative Physical Target (%)	Cumulative Physical Progress (%)	Progress during the quarter (%)	Balance Works (%)	Remaining period (Months)	Time Extention (in months)	Status	Prevailing Issues
68	Construction of National Stroke Centre at Base Hospital Mulleriyawa (1 block 4 storey 2 block 6 storey)	2014/06	2023/06	109	GoSL	1,112	372.83	45.00	16.00	0.00	84.00	12	63		No progress during the second quarter. Contractor is not performing until the bills in hand are paid.
69	Provision of High Quality Radiotherapy for Cancer Patients in Sri Lanka With High Energy Radiation	2014/01	2021/12	96	GoSL	6,872	4,072.75	100.00	92.80	0.30	7.20	-6	12		Delay in decision making on type of LINAC machine and their procurement. Inadequate budgetary allocation.
70	Construction of 03 Cancer Hospitals in Tellippalei, Kandy and Karapitiya	2016/11	2021/12	62	GoSL	3,000	1,402.00	100.00	43.00	0.00	57.00	-6	24		All three projects are partially completed and construction works are not moving due to delay in decision making.
71	Establishment of Specialized Pediatric Care Complexes in Karapitiya, Ampara and Jaffna hospitals	2017/10	2022/10	61	GoSL	4,676	1,610.44	75.00	35.00	0.00	65.00	4	24		No progress in the second quarter. Karapitiya construction is halted pending approval for scope change.
72	Establish Oral health Center in Karapitiya Teaching Hospital	2017/09	2021/09	49	GoSL	1,076	366.65	100.00	40.00	0.00	60.00	-9			Project is suspended by the contractor due to delay in payment.
73	Construction of Heart Centre at Lady Ridgeway Hospital	2018/01	2022/07	55	GoSL	2,440	413.02	90.00	42.00	2.00	58.00	1	19		Delay in procurement by the Ministry of Defence. Construction is very slow.
74	Establishment of highly specialized centres in Colombo, Kandy & Anuradhapura to manage Obstetric complications and medical disease complicating pregnancies	2018/01	2021/12	48	GoSL	1,845	84.12	100.00	18.00	4.00	82.00	-6			Only Colombo sub project is moving but very slowly.
75	Construction of Nursing Faculty and Hostel	2017/01	2021/11	59	GoSL	7,172	2,219.43	100.00	13.00	0.70	87.00	-7	9		Execution of contract without signing the agreement. Faculty building is still at foundation level.
76	Establishment of Kidney Dialysis Centers in Chronic Kidney Disease Prevalent areas	2016/11	2020/12	50	GoSL	6,500	2,329.09	100.00	87.00	0.00	13.00	-18	24		No progress at all during the second quarter. Contractors are not performing due to the crisis situation.
77	Upgrading Nurses Training Schools	2017/01	2020/12	48	GoSL	2,933	861.53	100.00	30.00	0.00	70.00	-18	12		Poor performance of contractors.
78	Construction of well equipped 10 district based stroke centers and strengthening the A & E care services in hospitals	2019/01	2021/12	36	GoSL	4,494	74.88	100.00	2.00	0.00	98.00	-6			Very poor progress as only one project is ongoing at Karapitiya.

	Project	Date of Commencement	Date of Completion	Total Project Period	Source of Finacing	Total Estimated Cost (Rs. Mn.)	Cumulative Expenditure (Rs. Mn)	Cumulative Physical Target (%)	Cumulative Physical Progress (%)	Progress during the quarter (%)	Balance Works (%)	Remaining period (Months)	Time Extention (in months)	Status	Prevailing Issues
79	Improvement of DH Moratuwa	2018/09	2020/12	28	GoSL	1,000	277.71	100.00	28.00	0.00	72.00	-18			
80	Construction of a Ten – storied building at the PGH Badulla	2019/04	2022/12	45	GoSL	3,850	836.98	60.00	27.00	0.00	73.00	6	20		Project is not moving due to existing crisis situation.
81	Establish Bone Marrow Transplant Unit at TH-Kandy	2017/11	2023/06	68	GoSL	1,701	467.30	43.00	29.50	1.00	70.50	12			Project moving very slowly due to poor performance of the contractor. Around Rs. 25 Mn bills are in hand.
82	Development of Teaching Hospital Ratnapura - Cardiology Unit	2022/01	2023/12	24	GoSL	1,074	125.00	20.00	2.00	0.00	98.00	18			Site preparation delayed due to lack of firm decision on continuation.
83	Upgrading of Drug Stores at Hospitals Island wide-	2021/01	2023/12	36	GoSL	3,989	353.18	20.00	13.00	0.00	87.00	18			No progress and moving very slowly due to poor performance of contractors .
Ministry of Industries															
84	Create Dedicated Zone for Textile Manufacturing and Related Industries Eravur	2020/01	2023/12	48	GoSL	3,034	1,397.58	80.00	70.00	10.00	30.00	18			Shortage of raw materials for access road constructions. Bills in Hand Rs. 100 Mn.
Ministry of Irrigation															
85	Moragahakanda Kaluganga Development Project	2007/01	2022/09	189	China, Saudi Fund, Kuwait Fund.	117,700	114,502.22	99.69	98.90	0.40	1.10	3	45		Original project closed in 2018 and resettlement works are being undertaken during past 4 years. Bills in hand - Around Rs. 920 Mn
86	Maduruoya Right Bank Development Project	2021/01	2030/12	120	GoSL	38,500	577.99	3.51	1.80	0.13	98.20	90	0		This is a 10 year project, 18 months over but very low progress.
87	Lower Malwathu Oya Multisector Development Project	2019/01	2024/12	72	GoSL	22,900	736.31	9.54	3.23	0.91	96.77	30			Progress is poor. Shortage of blasting & other construction materials, fuel and insufficient imprest.
88	Establishment of Groundwater Monitoring Network- Pilot Project	2018/03	2022/09	55	Netherlands	5,613	5,122.00	97.50	94.12	0.25	5.88	3	18		Even one and half year extention was given, project is moving very slowly. Decision on data center establishment is pending.
89	Thalpitigala Reservoir	2018/01	2024/12	84	GoSL	31,494	550.71	15.00	12.00	2.00	88.00	30			The project is catching the target but shortage of fuel, blasting materials and court cases are existing.

	Project	Date of Commencement	Date of Completion	Total Project Period	Source of Finacing	Total Estimated Cost (Rs. Mn.)	Cumulative Expenditure (Rs. Mn)	Cumulative Physical Target (%)	Cumulative Physical Progress (%)	Progress during the quarter (%)	Balance Works (%)	Remaining period (Months)	Time Extention (in months)	Status	Prevailing Issues
90	Mahaweli Water Security Investment Program (MWSIP)-Tranch I & II	2015/07	2024/12	114	ADB	77,760	40,204.47	50.00	33.00	1.00	67.00	30	54		Shortage of fuel, blasting materials and FOREX & imprest issues for ongoing contracts. Funding for tranche III is not finalized.
91	Gin Nilwala Diversion Project - Stage 1 (Feasibility Study and Designing for Gin Nilwala Diversion Project)	2017/01	2021/12	60	GoSL	5,054	4,080.04	100.00	73.00	4.20	27.00	-6	51		Feasibility study and EIA partially completed. SIA stopped due to social unrest.
92	Uma Oya Multipurpose Development Project	2010/03	2022/05	147	GoSL	80,448	74,550.91	100.00	97.14	0.05	2.86	-1	78		Shortage of fuel, FOREX & imprest issues and power cuts for ongoing activities.
93	Climate Resilient Integrated Water Management Project (CRIWMP) (Wew Gam Pubuduwa)	2017/08	2024/12	89	UNDP	9,114	4,538.41	54.00	53.00	3.00	47.00	30			Project functioning through GoSL funds as the grant funds temporary stopped.
94	Kivil Oya Reservoir project	2021/05	2025/05	49	GoSL	8,000	49.15	6.00	3.30	0.30	96.70	35			Very poor progress. Shortage of fuel and materials. Delay in receiving imprest.
95	Integrated Watershed and Water Resources Management Project	2021/05	2025/10	55	World Bank	14,199	528.93	24.00	11.43	1.04	88.57	40			Very poor progress. Contractors reluctant for bid submission due to price escalation.
96	Climate Resilience Multi-Phase Programmatic Approach Project	2021/10	2026/10	61	World Bank	18,600	54.22	0.88	0.14	0.10	99.86	52			No progress at all during the last 9 months.
97	Accelerated Irrigation Development Project in Monaragala District (Wellassa Navodaya)	2017/01	2022/12	72	GoSL	2,500	1,095.52	71.04	57.87	0.75	42.13	6			Very poor progress. Shortage of fuel and materials. Delay in receiving imprest.
98	Flood Mitigation Project in Kelani ganga, Kaluganga Basin, Nilwalaganga Basin & Ginganga	2018/01	2023/12	72	GoSL	2,100	340.36	25.20	17.74	0.73	82.26	18			Eventhough the project period elaps five years, the progress is only 17%. Delay in receiving imprest.
99	Lower Uva Project	2019/01	2022/06	42	GoSL	1,250	711.63	100.00	81.56	0.08	18.44	0	6		Project period is over. Very slow project. Fuel shortage and insufficient imprest.
100	Down stream Development of Yan Oya Reservoir area.	2017/01	2022/12	72	GoSL	26,379	14,558.84	89.60	83.83	0.14	16.17	6	24		Only six months left from two year extension. Compensation and resettlement progress is very slow. Lack of imprest.
101	Kumbukkan Oya Reservoir	2016/01	2022/12	84	GoSL	32,397	369.05	4.45	1.78	0.10	98.22	6			Only six months left out of six years. Even preparatory activities including EIA are not completed. Land acquisition is the main issue.

	Project	Date of Commencement	Date of Completion	Total Project Period	Source of Finacing	Total Estimated Cost (Rs. Mn.)	Cumulative Expenditure (Rs. Mn)	Cumulative Physical Target (%)	Cumulative Physical Progress (%)	Progress during the quarter (%)	Balance Works (%)	Remaining period (Months)	Time Extension (in months)	Status	Prevailing Issues
102	Rugam Kithul Reservoir Project (Mundeniaru River basin Development Project)	2015/01	2025/12	132	GoSL	24,141	324.81	2.98	2.06	0.21	97.94	42			Even after seven years over, still at preparatory stage. Foreign financing (AFD) not yet secured.
103	Ella Wewa Reservoir	2021/01	2023/12	36	GoSL	1,532	209.92	27.92	12.38	1.55	87.62	18			50% of the project duration is over. Progress is not satisfactory.
104	Rehabilitation of Kudawilachchiya Reservoir	2021/01	2024/12	48	GoSL	6,000	145.24	12.60	4.91	1.25	95.09	30			Still at the preparatory stage. EIA process is also at initial stage.
105	Rehabilitation of Dematagalla Tank	2021/01	2024/12	48	GoSL	2,230	1.85	5.48	0.23	0.16	99.77	30			Still at the preparatory stage. TOR for EIA is not yet submitted.
106	Uma Oya Down Stream Development Project (Construction of Alikota ara storage Reservoir & Kudaoya storage Reservoir)	2013/09	2022/12	112	GoSL	17,914	10,574.65	74.73	67.74	2.78	32.26	6	36		Project is not completed even with a three year time extension. Shortage of fuel and imprest. Bills in hand Rs. 540 Mn.
107	Himbiliyakada - Waththegedara Irrigation Infrastructure Development Project	2021/07	2025/12	54	GoSL	7,155	326.70	14.80	3.40	0.33	96.60	42			Project is moving slowly due to shortage of fuel and imprest.
108	Weiioya Integrated Development Project	2012/01	2023/12	144	GoSL	3,957	2,513.17	89.00	88.00	1.00	12.00	18	60		
109	Rideemaliyadda Integrated Development Project	2012/01	2022/12	132	GoSL	1,100	848.02	95.00	94.00	0.50	6.00	6	48		
110	Rambaken Oya Integrated Development project	2012/01	2023/12	144	GoSL	1,086	693.06	80.00	77.00	1.00	23.00	18	48		
111	Rural Tank Development Project under 'Wari Saubhagya Programme'	2021/01	2023/12	36	GoSL	12,500	4,055.35	27.00	25.20	1.95	74.80	18			Shortage of fuel and imprest.
Ministry of Justice and Prison Reforms and Prisoners' Rehabilitation															
112	Construction of Pallekelle prison Complex	2007/01	2022/03	183	GoSL	4,364	2,053.32	100.00	61.00	4.00	39.00	-3	122		10 out of 13 contracts completed and one is ongoing. As per the Budget Circular, two procurements worth Rs.1500mn. not commenced. Time period is over.
113	Rathnapura Court Complex	2018/08	2021/08	37	GoSL	2,500	1,206.23	100.00	60.00	0.00	40.00	-10	-7		
114	Social Cohesion and Reconciliation Project - Stage I (SCORE) USAID	2018/07	2022/02	44	USAID	1,780	1,920.74	100.00	100.00						
115	Social Cohesion and Reconciliation Project - Stage II (SCORE) USAID	2022/01	2023/12	24	USAID	1,819	941.86	52.00	44.00	9.00	56.00	18			

	Project	Date of Commencement	Date of Completion	Total Project Period	Source of Finacing	Total Estimated Cost (Rs. Mn.)	Cumulative Expenditure (Rs. Mn)	Cumulative Physical Target (%)	Cumulative Physical Progress (%)	Progress during the quarter (%)	Balance Works (%)	Remaining period (Months)	Time Extention (in months)	Status	Prevailing Issues
116	Strengthening the Reconciliation Process in Sri Lanka (SRP)	2016/04	2022/02	71	EU	2,567	3,070.25	100.00	100.00						
117	Magistrate Court Complex (Colombo)	2021/01	2023/01	25	GoSL	2,174	827.75	25.00	21.00	0.00	79.00	7			No progress for the last 3 months
118	Court Automation Project	2021/04	2024/04	37	GoSL	2,500	43.82	60.00	25.00	20.00	75.00	22			Imprest Issue and approval for the procurement is pending
Ministry of Mass Media															
119	Digitalization of Terrestrial Television Broadcasting Project in Sri Lanka	2021/07	2028/12	90	JICA	32,000	11.10	10.00	6.00	2.00	94.00	78			Cabinet aprovel for the consultancy package is pending
Ministry of Plantation Industries															
120	Agriculture Sector Modernization Project (Component I-Value Chain Development)	2017/03	2023/06	76	World Bank	8,795	6,938.53	90.00	86.00	5.00	14.00	12	18		Difficulty in access to bank loan and FOREX issue for importation.
121	Smallholder Tea and Rubber Revitalization Project (STaRR)	2016/04	2023/06	87	IFAD	9,401	5,467.51	88.00	85.00	1.00	15.00	12	12		Progress of the tea replanting is very poor due to lack of support of tea inspectors for land surveying and permit issuance.
Ministry of Ports, Shipping and Aviation															
122	Widening of Internal Port roads	2011/01	2022/08	140	SLPA	1,300	1,169.00	99.10	98.76	0.13	1.24	2	20		Project moved smoothly but now getting slow due to material shortage.
123	Navigational Requirements	2018/01	2022/12	60	SLPA	1,230	825.09	99.30	98.80	0.20	1.20	6	24		
124	Enhancing Deep Berth Capacity of Jaya Container Terminal Project	2020/11	2022/10	24	SLPA	6,374	2,652.88	50.42	36.00	3.10	64.00	4	3		Target can not be met within next 04 months due to material shortage and import limitations.
125	Port Access Elevated Highway Project (Workshop Building Complex for SLPA)	2021/09	2022/11	15	ADB	1,199	311.60	62.90	33.11	7.40	66.89	5	5		Delay in opening LCs due to FOREX issue. Contractors request price escalation. Delay in construction due to not releasing site by RDA.
126	East Container Terminal (ECT) - Civil Works - Phase II	2022/01	2025/01	37	SLPA	58,500	3,567.00	6.12	6.12	1.12	93.87	31			
127	Rehabilitation of Kankasanthurai Harbour	2020/10	2024/01	40	India	12,424	197.80	2.33	1.82	0.07	98.18	19			Financing source for USD 45.3 Mn has been confirmed but no domor contribution for balance USD 16.2 Mn.

	Project	Date of Commencement	Date of Completion	Total Project Period	Source of Financing	Total Estimated Cost (Rs. Mn.)	Cumulative Expenditure (Rs. Mn)	Cumulative Physical Target (%)	Cumulative Physical Progress (%)	Progress during the quarter (%)	Balance Works (%)	Remaining period (Months)	Time Extension (in months)	Status	Prevailing Issues
128	Bandaranayake International Airport Development Project Phase II Stage II Package A - Passenger Terminal Building & Associated Works	2020/12	2023/12	37	JICA	105,570	27,691.00	29.16	5.25	1.13	94.75	18			Site not released yet by CPC. Slow progress due to fuel scarcity, importation restriction and price escalation.
129	Bandaranayake International Airport Development Project Phase II Stage II Package C : Detailed Design and Post Design Consultancy Services	2014/01	2024/12	120	JICA	3,982	3,741.00	78.91	73.88	0.46	26.12	18	84		
Ministry of Power and Energy															
130	Development & Upgrading of Aviation Refuelling Terminal & the Existing Fuel Hydrant System and Installation of a Fuel Hydrant System at new Apron-E at BIA	2018/01	2023/05	65	CPC Fund	7,971	5,187.85	90.00	73.00	3.00	27.00	11	34		
131	Construction of JetA-1 Transfer pipeline from Muthurajawela to BIA and associated developments	2018/01	2022/11	47	CPC Fund	10,353	32.95	15.55	7.55	0.00	92.45	5	23		Feasibility study done. Procurement process also completed. Project is not moving due to non - confirmation of financing. Discussions are still ongoing with KEXIM Bank.
132	Construction of 1 nos. of 5,000m3 tank, 2 nos. of 7,000m3 tanks & 3 nos. of 15,000m3 Tanks at Kolonnawa Installation	2019/10	2023/02	41	CPC Fund	2,287	653.00	44.00	18.50	0.00	81.50	8			
133	Green Power Development and Energy Efficiency Improvement Investment (Tranch 2) Package 1,2 ,3,8,9 and Electricity Supply Improvement Investment Project -P7	2017/05	2024/03	83	ADB, AFD	28,454	18,359.00	85.00	71.50	1.50	28.50	18			
134	33 kV distribution Tower Lines and Gtries (GPDEEHP T2 - P4&P5)	2017/01	2022/06	66	ADB, AFD	5,330	2,662.08	90.00	75.00	3.00	25.00	0	18		Poor performance of the contractor as well as shortage of fuel and cement.
135	Habarana - Veyangoda 220 kV Transmission Line Project	2017/05	2022/06	62	JICA	15,774	14,969.00	100.00	98.27	1.25	1.73	0	25		Issues in land acquisition due to court cases.
136	National Transmission & Distribution Network Development Project	2017/05	2022/09	65	JICA	37,284	20,978.00	84.00	50.50	1.70	49.50	3			Very poor progress. Only 03 months remain but pending clearance for 71 land plots. Material shortage and court case too.
137	Electricity Supply Reliability Improvement Project (Package 4, 5 & 6)	2016/12	2022/03	64	ADB	10,845	3,750.16	65.10	44.30	0.50	55.70	-3	4		
138	Construction of Moragolla Hydro Power Plant	2014/07	2023/11	113	ADB	18,809	6,850.20	47.20	34.45	0.95	65.55	17	47		Project has very poor progress even after 04 year time extension granted. Shortage of explosives, construction materials and fuel. Daily fuel requirement is 3000 - 4000 liters.

	Project	Date of Commencement	Date of Completion	Total Project Period	Source of Finacing	Total Estimated Cost (Rs. Mn.)	Cumulative Expenditure (Rs. Mn)	Cumulative Physical Target (%)	Cumulative Physical Progress (%)	Progress during the quarter (%)	Balance Works (%)	Remaining period (Months)	Time Extention (in months)	Status	Prevailing Issues
Ministry of Public Administration, Home Affairs, Provincial Councils and Local Government															
139	Construction of Auditorium for the Galle District Secretariat	2018/01	2021/02	38	GoSL	3,154	576.75	100.00	18.75	0.00	81.25	-16			
140	Construction of Administrative Complex at Gampaha	2017/02	2022/09	68	GoSL	3,054	2,979.42	100.00	94.00	2.00	6.00	3	10		
141	Constructions of a new four storied building for District Secretariat Polonnaruwa	2016/08	2021/11	64	GoSL	1,799	1,714.87	100.00	98.00	0.00	2.00	-7	24		Delay in completion. Finishing work worth around Rs.80Mn. is dragging during last two years.
142	e Grama Niladari (e-GN) Project Enhance the ICT usage among Grass Root Level Government Officers	2016/02	2023/12	95	GoSL	1,751	330.19	87.00	77.66	0.56	22.34	18	72		Substantial delay in supply of IT equipment and other equipment Contracts due to price escalation and 3/2022 Budget Circular. Imprest issue.
143	Greater Colombo Water & Waste Water Management Project	2010/09	2022/12	148	ADB	14,331	14,716.15	97.00	94.50	2.50	5.50	6	66		Project has substantial work to be completed though five and half years extension given. Another one year extension and gap financing (USD 17 Mn) is requested.
144	Greater Colombo Water & Waste Water Management Improvement investment programme - Tranche 2	2014/09	2022/10	98	ADB	1,227	587.32	69.00	39.00	5.44	61.00	4	40		This is a consultancy project. Very poor progress. Only 4 months left from the project period but 2/3 of consultancy work is left.
145	Greater Colombo Water & Waste Water Management Improvement investment programme - Tranche 3	2016/11	2022/10	72	ADB,EIB	26,953	5,725.12	35.70	19.00	0.16	81.00	4	22		Project progress is very very low due to delay in land release by the Ministry of Health. Out of 6 years long project, only 4 months left to complete 81% of work.
146	Local Government Enhancement Sector Project - Pura Neguma (Additional Financing)	2017/04	2023/03	72	ADB	12,300	9,580.89	88.00	85.00	1.00	15.00	9	33		Poor progress. Shortage of fuel and import restrictions caused delays.
147	Construction of 868 Rural Bridges (Gosl/UK) phase 2	2014/12	2022/03	88	UK	35,000	35,019.00	100.00	100.00	-			19		
148	Construction of 720 Rural Bridges (Gosl/UNetherlands) phase 3	2014/12	2022/03	88	Netherlands	28,150	28,187.78	100.00	100.00				19		
149	Primary Healthcare System Strengthening Project	2018/09	2023/09	61	World Bank	21,188	7,492.30	52.00	48.00	3.00	52.00	15			Price escalation and fuel issue
150	General Education Modernization Programme	2018/04	2024/06	75	World Bank	9,303	2,549.32	65.00	58.00	8.30	42.00	24			Price escalation and shortage of fuel and materials

	Project	Date of Commencement	Date of Completion	Total Project Period	Source of Financing	Total Estimated Cost (Rs. Mn.)	Cumulative Expenditure (Rs. Mn)	Cumulative Physical Target (%)	Cumulative Physical Progress (%)	Progress during the quarter (%)	Balance Works (%)	Remaining period (Months)	Time Extension (in months)	Status	Prevailing Issues
151	Rural Infrastructure Development Project in Emerging Region	2017/07	2023/12	78	JICA	20,622	5,668.33	54.00	46.02	6.06	53.98	18			Disbursement suspended by the donor
152	Transport Connectivity and Asset Management (Provincial Road Development Project)	2019/05	2023/03	47	World Bank	15,200	7,537.81	72.56	61.00	3.00	39.00	9			
153	Local Development Support Project (LDSP)	2019/06	2022/12	43	World Bank, EU	14,916	2,082.81	48.00	41.00	2.00	59.00	6			Completion of the balance work of 59% within 6 months is impossible.
154	Strengthening of Fire Fighting through provision of fire fighting Equipment	2019/10	2022/03	30	Austria	3,031	2,626.00	100.00	100.00				13		
155	Solid Waste Management Project	2018/01	2020/12	36	GOSL	4,056	1,764.50	100.00	100.00						
156	Construction of 200 bridges (GOSL/ Netherland) - Phase 5	2021/07	2024/07	37	Netherlands	12,783	2,551.66	8.00	7.50	1.50	92.50	25			Delay in shipping bridges
Ministry of Public Security															
157	Development of Police Academy - Katana	2015/01	2023/12	108	GoSL	1,110	451.67	80.00	77.04	1.04	22.96	18	36		Six out of ten sub projects completed. Balance are slowly progressing
Ministry of Sports and Youth Affairs															
158	Diyagama Mahinda Rajapakse National Sports Academy	2017/10	2021/02	41	GoSL	10,955	689.83	20.60	20.40	0.20	79.60	-16			Even 16 months past after project completion date, only 20% progress reported.
159	Development of Sports Infrastructure Facilities- Construction of Provincial Sports Complexes	2011/01	2023/12	156	GoSL	9,080	6,473.61	94.20	92.40	0.10	7.60	18			
Ministry of Technology															
160	e - NIC Project	2012/01	2022/12	132	GoSL	14,870	2,745.24	85.00	81.05	0.36	18.95	6	60		Ten years past. Hardware already procured. Procurement is still at early stage. New foreign grant financing is in process.
161	Lanka Government Network 2.0 (Phase 2)	2021/01	2022/12	24	GoSL	3,140	927.10	81.00	72.00	12.00	28.00	6			Poorly defined scope resulted insufficient coverage. Inadequate budgetary allocation.
162	Lanka Government Cloud 2.0, Phase-2	2017/03	2023/12	82	GoSL	2,450	367.93	75.00	68.00	8.00	32.00	18	36		Insufficient cloud capacity. Enhancement is difficult due to FOREX issue.
163	Digital Economy through Technology Diffusion	2021/12	2024/12	37	GoSL	1,002	0.06	10.00	7.00	3.50	93.00	30			
164	Capacity Building for Digitally Inclusive Sri Lanka	2021/12	2024/12	37	GoSL	1,055	1.75	10.00	8.00	2.40	92.00	30			
165	Establishment of Bio Technology Innovation park	2017/01	2022/12	72	GoSL	5,700	496.70	34.00	23.00	0.00	77.00	6			Even after 06 years, only one fourth of activities completed.

	Project	Date of Commencement	Date of Completion	Total Project Period	Source of Finacing	Total Estimated Cost (Rs. Mn.)	Cumulative Expenditure (Rs. Mn)	Cumulative Physical Target (%)	Cumulative Physical Progress (%)	Progress during the quarter (%)	Balance Works (%)	Remaining period (Months)	Time Extension (in months)	Status	Prevailing Issues
Ministry of Transport and Highways															
166	CEP Section - 1 (Kadawatha - Meerigama)	2020/09	2024/09	49	China	176,785	64,920.00	53.50	39.46	3.69	60.54	27			Rs.3 Bn bills are in hand. During the second quarter, project is moving around 50% behind the target due to liquidity issue of the contractor.
167	CEP Section - 3 (Kurunegala - Galagedara)	2016/01	2024/06	102	GoSL	129,898	13,032.29	27.83	10.91	0.27	89.09	24			Project is substantially delay due to lack of fuel for machineries.
168	Central Expressway Project Section - 4 (Land Acqiuition Only)	2016/02	2023/12	95	GoSL	10,774	972.06	93.00	73.00	1.00	27.00	18			Land acquisition is halted due to lack of imprest.
169	Elevated Highway from NKB to Athurugiriya	2017/01	2024/01	85	GoSL	201,907	1,116.70	22.20	15.84	1.50	84.16	19			EIA has not completed yet as per the court order and land acquisition is halted.
170	Ruwanpura Expressway Project (Phase I)	2017/01	2023/11	83	Local Bank	60,695	4,353.00	29.00	6.50	0.50	93.50	17			BOC has not released loan installments. Project is not moving.
171	Port Access Elevated Highway	2019/01	2025/06	78	ADB	55,818	16,176.00	46.70	33.20	5.10	66.80	36			Delay in relocation of main stores and handing over the land by SLPA.
172	Base line Road - Phase III Kirulapona junction to Colombo - Horana Road (Land Acquisition)	2007/01	2023/12	204	GoSL	5,725	2,554.00	79.20	67.45	0.00	32.55	18	24		No progress during the quarter due to lack of allocation.
173	Road Network Development Project (SFD)	2013/06	2021/12	103	Saudi Fund	9,055	8,572.50	100.00	99.99	0.00	0.004	-6	26		Project time over. One bridge is under construction but moving very slowly due to lack of fuel for excavators.
174	Rehabilitation of Peradeniya - Badulla Road from Badulla to Bibilla - (OFID)	2017/12	2021/12	49	OPEC	9,360	9,280.49	100.00	86.77	0.00	13.23	-6	30		Project time over. Contractor terminated. 19 out of 60 km remain to be completed
175	Colombo District Road Development Project (OFID 2)	2013/12	2021/10	95	OPEC	23,110	17,113.20	100.00	99.05	0.55	0.95	-8	22		Project time over. Activities halted due to delay in completion of water mains along Orugodawatta line and lack of fuel supply 4000 liters.
176	Western Province National Highways Project (OFID - 03)	2017/10	2021/11	50	OPEC	6,047	4,073.36	100.00	93.21	0.62	6.79	-7	26		Project time over. Construction moving slowly due to poor performance of the contractor.
177	Road Network Development Project (OFID-01)	2013/06	2021/03	94	OPEC	6,625	5,331.66	100.00	99.88	0.11	0.12	-15	33		
178	Southern Road Connectivity Project	2014/08	2022/06	95	ADB	27,651	22,886.60	100.00	97.20	0.20	2.98	0	34		
179	Integrated Road Investment Program (i Road)-I	2014/09	2024/03	115	ADB	120,000	84,053.00	96.02	85.49	0.40	14.01	21			Due to poor performance of few contractors, project moving slowly than targeted.

	Project	Date of Commencement	Date of Completion	Total Project Period	Source of Financing	Total Estimated Cost (Rs. Mn.)	Cumulative Expenditure (Rs. Mn)	Cumulative Physical Target (%)	Cumulative Physical Progress (%)	Progress during the quarter (%)	Balance Works (%)	Remaining period (Months)	Time Extension (in months)	Status	Prevailing Issues
180	Second Integrated Road Investment Program (i Road)- II	2018/09	2027/03	103	ADB	135,000	90,781.30	99.71	72.99	4.10	27.01	57			Delay in encashment of advance and performance guarantee due to a court case filed by the terminated contractor.
181	Widening and Improvements of Roads and Bridges in Central and Uva Provinces	2018/11	2022/08	46	China	18,000	15,579.20	98.00	97.00	0.00	3.00	2	21		Project activities are not moving due to lack of fuel.
182	Transport Connectivity & Assest Management	2018/03	2023/03	61	World Bank	1,545	519.28	88.00	68.11	5.77	31.89	9			Some civil works demonstrate significantly poor progress due to lack of materials, fuel and price escalation.
183	Marine Drive Extension up to Panadura (Kolpety to Dehiwala section)	2014/09	2021/12	88	GoSL	4,246	3,273.00	93.00	90.90	0.84	9.10	-6	12		
184	Development of 100,000 km of Alternative Roads to Access Main Roads and Expressway	2020/04	2024/04	49	GoSL	1,500,000	100,705.91	48.00	21.54	0.14	78.46	22			Bills in hand - Rs. 51 Bn
185	Kandy Tunnel Construction Project	2021/01	2027/07	79	Korea	50,461	39.49	2.46	0.95	0.08	99.05	61			Agreement has not signed yet due to delay in EIA completion.
186	Rehabilitation of the A017 Corridor project (Rakwana - Suriyakanda)	2021/04	2023/04	25	OPEC	7,600	6.27	1.60	0.36	0.01	99.64	10			Only 10 months left. Very slow progress.
187	Reconstruction of 25 Bridges Project	2015/09	2023/05	93	Kuwait Fund	5,960	4,020.15	93.80	87.10	1.90	12.90	11	14		
188	Construction of Kohuwala and Gatambe Flyovers	2021/08	2024/01	30	Hungary	10,400	3,499.00	35.78	42.32	5.98	57.68	19			
189	Slave Island-Uttarananda Mawatha, Justice Akbar Mawatha 02 Flyovers & Baladaksha Mawatha-Chiththampalam A Gardner Mawatha Flyover	2021/06	2022/06	13	GoSL	9,800	2,396.00	100.00	63.24	7.19	36.76	0			One contractor abandoned the site due to unsettlement of around Rs. One Billion outstanding bills on time.
190	Inclusive Connectivity and Development Project	2021/11	2026/10	60	World Bank	100,707	612.77	4.00	2.50	2.50	97.50	52			
191	Kandy Multimodal Transport Terminal Development Project	2021/04	2025/05	50	World Bank	12,579	10.24	3.50	3.5	3.2	96.5	35			
192	Colombo Suburban Railway Development Project-Transport Project Preparatory Facility	2017/01	2023/12	84	ADB	11,255	4,784.44	65.94	58.14	0.52	41.86	18			
193	Colombo Suburban Railway Development Project-Railway Efficiency Improvement Project	2019/06	2024/12	67	ADB	33,000	3,307.65	41.06	35.37	1.35	64.63	30			

	Project	Date of Commencement	Date of Completion	Total Project Period	Source of Financing	Total Estimated Cost (Rs. Mn.)	Cumulative Expenditure (Rs. Mn)	Cumulative Physical Target (%)	Cumulative Physical Progress (%)	Progress during the quarter (%)	Balance Works (%)	Remaining period (Months)	Time Extention (in months)	Status	Prevailing Issues
194	Railway Development Project (Improvement of Maho - Omanthe Railway Line)	2017/01	2023/12	84	India	16,794	8,568.51	66.69	58.63	0.80	41.37	17			Eventhough, all materials and machineries are available in the site, construction can not be commenced due to lack of fuel.
195	Repairs of 300 passenger Coaches (Phase-I & Phase-II)	2017/05	2023/12	80	GoSL	3,732	3,025.27	86.80	83.50	1.65	16.50	18			250 passenger coaches have already repaired and the contractor is claiming price escalation for the balance 50 coaches.
196	Greater Colombo Urban Transport Development Project (3K Project)	2009/09	2022/12	160	JICA	4,980	4,619.61	96.99	91.27	0.26	8.73	6	91		Construction work of the road has substantially completed and O&M building temporary halted due to location change.
197	Bus (Service) Modernization & Sahasara Project	2018/07	2023/07	61	GoSL	26,860	218.36	63.52	8.58	0.39	91.42	13			Project is moving very slowly . Concurrence of the Western Province Governor is awaited for installation of procured 965 GPS.
198	Kurunegala Habarana New Railway Development Project via Dambulla (Land Acquisitions Only)	2016/09	2023/12	88	GoSL	7,500	758.17	80.10	67.97	0.95	32.03	18			Eventhough, land acquisition is in progress, no source of financing for the construction of railway line identified yet.
199	Procurement of 500 Buses for Sri Lanka Transport Board	2019/01	2023/06	54	India	3,692	16.70	43.00	36.00	4.00	64.00	12	30		
Ministry of Urban Development & Housing															
200	Metro Colombo Urban Development Project	2012/07	2021/12	114	World Bank	40,129	41,029.87	100.00	99.55	0.19	0.45	-6	48		Eventhough the project completed, few activities remained to finish and Rs.500 Mn. Allocation from GoSL is further needed .
201	Development of Strategic Cities (Kandy & Galle)	2014/07	2021/12	90	World Bank	19,380	15,740.75	100.00	100.00	0.00	0.00		24		
202	Development of Strategic Cities (Anuradhapura) - AIUDP	2016/12	2023/09	82	AFD	10,125	980.52	13.82	10.88	1.49	89.22	15	21		Eventhough the original project period is over but progress is very low and disbursement too.
203	Urban Regeneration Programme	2012/04	2023/07	136	GoSL	58,169	54,618.15	98.28	98.00	0.00	2.00	14	43		Very low progress due to insufficient allocation and imprest.
204	Development of Strategic Cities - Jaffna	2016/10	2021/12	63	World Bank	6,460	3,855.33	100.00	96.00	0.00	4.00	-6			Eventhough the project completed, balance works of AB 21 road construction activities remained to be finish.

	Project	Date of Commencement	Date of Completion	Total Project Period	Source of Financing	Total Estimated Cost (Rs. Mn.)	Cumulative Expenditure (Rs. Mn)	Cumulative Physical Target (%)	Cumulative Physical Progress (%)	Progress during the quarter (%)	Balance Works (%)	Remaining period (Months)	Time Extension (in months)	Status	Prevailing Issues
205	Anuradhapura Township Development Project - Lolugaswewa	2016/01	2020/12	60	GoSL	1,450	13.46	100.00	15.00	0.00	85.00	-18	12		Eventhough the project period is over, construction action activities not started yet due to issues in land release.
206	Support to Colombo Urban Regeneration Project	2019/07	2025/06	72	AIIB	52,572	8,100.42	35.42	24.38	2.32	75.62	36			Original project plan did not have provision for infrastructure facilities; Therefore project restructuring is proposed but not completed yet.
207	Construction of 2,000 Housing units under the Chinese Aid Programme for the Low income people	2022/01	2025/06	42	China	18,213	-	8.00	4.00	0.00	96.00	36			Implementation grant agreement not yet sign by the donor
208	Development of Urban Houses	2022/02	2025/05	40	GoSL	6,804	-	11.00	3.00	0.00	97.00	35			Insufficient imprest and allocation for construction of 900 under served settlements in Kurunegala and Maharagama
209	Metro Colombo Solid Waste Management Project	2017/01	2022/06	66	GoSL	24,093	18,464.99	91.00	90.00	2.50	10.00	0	18		Contract mutually terminated due to insufficient financial resources. Cabinet approval is pending to recommence the activity with the same contractor once the financial position stable.
210	Beira Lake Rehabilitation and Redevelopment Project	2018/01	2021/12	48	GoSL	2,920	1,880.21	100.00	80.28	0.18	19.72	-6			Project undertakes beautification activities around the Beira Lake. During the last quarter project performs very poorly due to insufficient allocation.
211	Reconstruction of Jaffna Town Hall	2019/07	2023/12	54	GoSL	2,350	1,104.76	85.00	76.00	16.00	24.00	18			Project terminated due to the insufficient allocation and imprest.
212	Improvement of Road Infrastructure in the Homagama Region (Tech City Development)	2018/08	2021/11	40	GoSL	1,275	947.11	100.00	52.99	0.00	47.01	-7	16		No progress at all during the quarter due to delay in land acquisition. Project period is over.
213	100 Cities Development Programme (Siyak Nagara Programme)	2021/01	2024/12	48	GoSL	2,000	1,456.37	100.00	95.00	3.00	5.00	30			Project is at nearly completion stage. Rs. 543 Mn bills in hand.
214	Weras Ganga Storm Water Drainage & Environment Improvement Project	2013/10	2020/12	87	GoSL	11,050	9,985.05	100.00	100.00				12		
215	Oliyamulla Storm Water Drainage and Environment Improvement Project	2017/01	2021/12	60	GoSL	3,000	1,848.00	100.00	66.30	0.30	33.70	-6			Project is moving very slowly due to insufficient allocation. Eventhough project period exceeded by 06 months one third of activities remain for completion.

	Project	Date of Commencement	Date of Completion	Total Project Period	Source of Finacing	Total Estimated Cost (Rs. Mn.)	Cumulative Expenditure (Rs. Mn)	Cumulative Physical Target (%)	Cumulative Physical Progress (%)	Progress during the quarter (%)	Balance Works (%)	Remaining period (Months)	Time Extention (in months)	Status	Prevailing Issues
216	Kolonnawa Storm Water Drainage and Environment Improvement Project	2018/07	2022/12	54	GoSL	8,300	482.57	12.72	6.70	0.46	93.30	6			Project is moving very slowly. Even after four years project achieved only 6% progress.
217	Housing Programme for Conflict Affected Families in Northern and Eastern Provinces	2021/01	2025/12	60	GoSL	29,702	3,974.43	25.00	10.00	0.00	90.00	42			Beneficiary driven project. Very poor progress. Out of 25000 houses only 2533 constructed. Allocation has given only for bill settlement.
218	Indian Grant Assisted Housing Programme	2016 /01	2022/01	73	India	4,977	4,810.54	100.00	93.94	0.00	6.06	-5	13		Project has completed 3323 houses but 340 families have not settled due to lack of infrastructure.
Ministry of Water Supply															
219	Greater Colombo Water and Wastewater Management Improvement Investment Programme	2013/06	2022/10	113	ADB	28,477	29,153.46	94.00	88.20	2.55	11.80	4	64		Eventhough with five and half years extension one out of four packages of the project have not been completed due to poor performance of the contractor.
220	Ambatale Water Supply Systems Improvement & Energy Saving Project	2016/06	2023/06	85	AFD	13,000	7,623.98	85.30	67.76	3.47	33.24	12	48		Even with four years extension one third of work remaining. Donor disbursement temporary halted due to prevailing economic situation.
221	Anuradhapura North Water Supply Project Phase 1	2013/03	2022/08	114	JICA	11,515	8,398.70	99.03	97.46	0.56	2.56	2	54		Even with four and half year time extension project performs poorly. Donor disbursement temporary halted due to prevailing economic situation.
222	Jaffna Kilinochchi Water Supply & Sanitation Project	2011/02	2023/12	155	ADB	35,881	16,050.48	75.00	66.53	2.38	33.47	18	76		Project is moving slowly due to shortage of material and fuel.
223	Gampaha, Attanagalla & Minuwangoda Intergrated Water supply Scheme	2017/02	2022/12	71	China	33,060	37,340.04	95.84	83.59	2.21	16.41	6	34		Project is moving slowly due to shortage of material and fuel. Donor disbursement temporary halted due to prevailing economic situation.
224	Anamaduwa Integrated Water Supply Project	2017/02	2022/09	68	Spain	8,625	5,946.87	90.00	75.00	2.00	25.00	3	28		Project moves very slowly due to main contractor's financial issue and lack of fuel for machineries.
225	Greater Matala Water Supply Project	2017/04	2022/02	59	France	31,453	33,672.56	100.00	99.50	0.50	0.50		22		
226	Polgahawela, Pothuhera & Alawwa IWSP	2017/07	2022/10	64	India	20,208	17,749.61	97.00	93.50	1.00	6.50	4	28		Project is moving slowly due to material and fuel shortage as well as poor cashflow planning of the main contractors.

XX

	Project	Date of Commencement	Date of Completion	Total Project Period	Source of Finacing	Total Estimated Cost (Rs. Mn.)	Cumulative Expenditure (Rs. Mn)	Cumulative Physical Target (%)	Cumulative Physical Progress (%)	Progress during the quarter (%)	Balance Works (%)	Remaining period (Months)	Time Extention (in months)	Status	Prevailing Issues
227	Aluthgama Mathugama Agalawatta Integrated Water Supply Project	2017/05	2022/09	65	India	32,278	31,254.50	92.63	92.63	1.13	7.37	3	28		Project is moving slowly due to material and fuel shortage. The project was informed to halt the disbursement by the donor.
228	Thambuttegama Water Supply Project	2018/07	2022/08	50	China	16,166	13,927.98	91.30	85.23	2.22	14.77	2	14		Since March donor has suspended the disbursement. Problem of breaking roads, shortage of fuel and materials prevailed.
229	Matara Stage iv Water Supply Project	2017/10	2022/06	57	Local Bank	18,208	10,120.30	100.00	91.39	1.46	8.61	0	20		Project moves very slowly due to delay in contractors payments in foreign currency and shortage of materials and fuel.
230	Kandy City Wastewater Management Project	2010/07	2022/09	147	JICA	22,588	19,879.96	98.60	92.50	1.00	7.50	3	51		Even with four years extension project performs very poorly. Since March donor disbursement temporary halted due to prevailing economic situation.
231	Sanitation and Hygiene Initiative for Towns (SHIFT) Project	2016/06	2022/06	73	AFD	17,665	983.44	29.13	10.34	0.23	89.66	0			Eventhough, project and loan period is over no major contracts awarded yet and performed very poorly. Disbursement suspended since June.
232	Phase 2-Stage 1 of Ratmalana/Moratuwa Wastewater Disposal Project	2016/07	2025/12	114	AFD	16,073	1,630.82	10.00	7.80	2.26	92.20	42			Six out of nine years of the project period is over but project performs very poorly and progress is still below 10%. Disbursement suspended since May.
233	Water Supply and Sanitation Improvement Project	2015/12	2022/12	85	World Bank	35,450	25,508.48	82.00	77.10	1.00	22.90	18	36		Project performs poorly during last 03 months due to material and allocation issues.
234	Kandy North Pathadumbara Integrated WSP	2019/08	2022/12	41	China	51,324	33,044.76	84.00	79.10	7.00	20.90	6	4		Material and fuel issue
235	China Sri Lanka Research Grant Project (CSLGRP)	2016/11	2022/12	74	China	2,830	960.36	99.49	98.13	0.13	1.87	6	24		
236	Replacing of Transmission & Distribution Mains from Orugodawatta to Kaduwela	2018/09	2022/09	49	Austria	10,793	8,858.69	95.68	88.25	1.43	11.75	3	24		Project is moving slowly due to shortage of fuel. Problem of relocating Kotikawatta Pradeshiya Sabha and Post Office by RDA.
237	Hemmathagama WSP	2018/12	2022/11	48	Netherlands	17,422	16,539.94	85.75	77.43	2.34	22.57	5	8		Contractor requests price escalation.

	Project	Date of Commencement	Date of Completion	Total Project Period	Source of Finacing	Total Estimated Cost (Rs. Mn.)	Cumulative Expenditure (Rs. Mn)	Cumulative Physical Target (%)	Cumulative Physical Progress (%)	Progress during the quarter (%)	Balance Works (%)	Remaining period (Months)	Time Extention (in months)	Status	Prevailing Issues
238	Anuradhapura North Water Supply Project Phase II	2018/05	2024/06	74	JICA	31,598	384.55	14.59	13.13	0.24	86.87	24			No progress even 50 months over. Still at procurement stage. Disbursement suspended by the donor.
239	Kalu Ganga water supply Expantion Project 1	2018/05	2024/12	80	JICA	55,338	817.23	9.82	5.50	0.61	94.50	30			Project performs very poorly. Even 50 months over, still at procurement stage. Disbursement suspended by the donor.
240	Ruwanwella Water Supply Project	2019/12	2022/12	37	Korea	6,291	1,072.47	84.20	42.13	1.11	57.87	6	9		Very poor progress during the quarter. Disbursement suspended by the donor.
241	Local bank Funded Projects - 22 Water Supply project	2014/07	2021/12	90	Local Bank	3,449	2,651.00	100.00	98.80	0.00	1.20		36		
242	Laggala New Town Water Supply Project	2016/07	2022/10	76	Local Bank	4,496	2,963.00	87.00	74.13	1.44	25.87	4	51		Project moves slowly due to FOREX issue for LC opening, shortage of fuel and delay in approval from Forest Department for timber cutting for power line.
243	Towns East Water Supply Project (Package-2)	2016/08	2022/08	73	Local Bank	4,823	2,895.00	96.00	94.09	0.11	5.91	2	48		Project is temporary halted due to difficulty in importation of yard pipes.
244	Wilgamuwa Wsp	2016/08	2022/10	75	Local Bank	3,580	1,718.70	83.00	70.09	1.13	29.10	4	51		Project is moving slowly due to delay in LC opening to import construction materials.
245	Greater Rathnapura Water Supply Project-Distribution	2018/12	2022/06	43	Local Bank	1,530	600.00	100.00	71.50	0.00	28.50	0	24		No progress at all for the last 06 months due to poor performance of contractor.
246	Augmentation of Thissawewa WTP	2021/03	2023/12	34	GoSL	2,720	195.65	20.00	20.86	1.73	79.14	18	5		Project is temporary halted due to lack of fuel and allocation.
247	Medirigiriya WTP Phase 2	2021/01	2024/02	38	GoSL	3,286	87.72	32.00	28.46	1.63	71.54	20	12		Pipe laying component is temporary halted due to lack of fuel and allocation.
248	Capacity Improvement and Distribution Expansion Project of Lunugamwehera WSS	2021/01	2024/06	42	GoSL	1,303	91.24	22.14	19.43	0.00	80.57	24	19		Project is temporary halted due to lack of fuel and allocation.
249	Laying of Pipes Along Infilling Areas of Towns East of Colombo District WSP Phase 1 & 2	2020/10	2023/12	39	GoSL	1,393	335.10	97.00	92.47	0.21	7.53	18			
250	Water supply to Kurunegala, Kundasale, Kandy East area	2021/01	2024/12	48	GoSL	21,765	9.45	1.98	1.34	0.00	98.66	30			Project is temporary halted due to lack of fuel and allocation.
251	Lunugamwera IWSP	2021/03	2024/08	42	GoSL	19,942	100.81	8.77	0.04	0.00	99.96	26			Project is temporary halted due to lack of fuel and allocation.

	Project	Date of Commencement	Date of Completion	Total Project Period	Source of Finacing	Total Estimated Cost (Rs. Mn.)	Cumulative Expenditure (Rs. Mn)	Cumulative Physical Target (%)	Cumulative Physical Progress (%)	Progress during the quarter (%)	Balance Works (%)	Remaining period (Months)	Time Extention (in months)	Status	Prevailing Issues
252	Hasalaka WSP	2021/01	2023/12	36	GoSL	6,974	6.63	21.90	1.99	0.00	98.01	18	9		Project is temporary halted due to lack of fuel and allocation.
253	Kothmale riverside water supply project	2021/01	2024/06	42	GoSL	2,636	3.00	4.44	3.55	0.00	96.45	24	15		Project is temporary halted due to lack of fuel and allocation.
254	Mirigama Water Supply Project	2021/04	2024/12	45	GoSL	25,232	77.29	7.23	4.27	0.79	95.73	30	8		Project is temporary halted due to lack of fuel and allocation.
255	Nanu-Oya Water Supply Project	2022/03	2024/12	41	GoSL	2,789	0.19	1.00	0.50	0.47	99.50	30			Project is temporary halted.
Ministry of Wildlife and Forest Conservation															
256	Eco-system Conservation and Management Project (ESCAMP)	2017/01	2023/05	77	World Bank	6,475	5,140.75	95.00	88.00	3.00	12.00	11	12		Held up constructions with shortage of materials and fuel. Contractors claim for escalated prices. Three contracts terminated.
257	Development of Dehiwala Zoological Garden	2010/10	2020/12	123	GoSL	2,200	1,201.73	100.00	75.50	1.50	24.50	-18	36		Insufficient allocation
258	Development of Pinnawala Zoo	2008/06	2020/12	151	GoSL	2,200	1,300.38	100.00	63.40	0.40	36.60	-18	12		Insufficient allocation
Ministry of Women, Child Affairs and Social Empowerment															
259	Construction of a Building Complex Seeduwa (National Institute of Social Development)	2017/01	2022/04	64	GoSL	1,000	798.71	100.00	96.86	1.70	3.14	-2	24		Insufficient allocation. Additional Rs. 25 Mn. required.
260	Early Childhood Development Project	2016/01	2022/12	84	World Bank	7,500	5,816.00	92.00	88.00	5.00	12.00	6	18		Delay in Cabinet approval for ECD Morning-meal programme.

xxiii