

Debt Data Report

End 2025

Published Semi-Annually

ISSUED ON JUNE 30, 2026



Public Debt Management Office
Ministry of Finance, Planning and
Economic Development
Sri Lanka



Contents

1. Overview
2. Summary of Public Debt
3. Domestic Debt of the Government
4. External Debt of the Government
5. Summary of Debt of Provincial Councils & Local Government Authorities
6. Government Guarantees of State-Owned Enterprises
7. Debt Restructuring Progress during the Preceding Six-Month Period
8. Annexures
 - Annexure 1:
Outstanding of Government External Debt Stock by Creditor
 - Annexure 2:
Details of Outstanding Treasury Bills
 - Annexure 3:
Details of Outstanding Treasury Bonds
 - Annexure 4:
Details of Outstanding Domestic Dollar Bonds
 - Annexure 5:
The Outstanding List of Treasury Guarantees Issued by the General Treasury
 - Annexure 6:
The Outstanding List of Letter of Comfort Issued by the General Treasury



1. Overview

This publication is prepared and published under the Information Disclosure Covenant which sets out the ongoing obligations of the Government of the Democratic Socialist Republic of Sri Lanka under the Macro-Linked Bonds and Governance-Linked Bonds (together, the "New International Bonds") issued by the Government on December 20, 2024.



2. Summary of Public Debt

Summary of the Public Debt as of December 31, 2025

Debt of the Government	SOE Debt (Guaranteed)	PC and LG Debt
USD 100,356 Million	USD 3,484 Million	USD 21 Million

Outstanding Public Debt as of December 31, 2025

Composition of Public Debt (Gross)		End December 2025 ¹
		USD million
Debt of the Government	Domestic Debt	62,693
	LKR Denominated	60,489
	FX Denominated	2,204
	External Debt	37,663
	Bilateral	10,678
	Multilateral ³	14,314
	Market Borrowings	12,671
Total Debt of the Government		100,356
PC & LG Debt	Sub National Government Debt (LKR Denominated)	
	Provincial Councils (PCs)	0
	Local Governments (LGs)	21
Total PC and LG Debt ⁴		21
SOE Debt ⁵	SOE Guaranteed Debt	
	LKR Denominated	1,407
	FX Denominated	2,077
Total Debt of SOEs		3,484
Total Public Debt (Gross)		103,861

Sources: Public Debt Management Office, Ministry of Public Administration, Provincial Councils & Local Government

Notes:

¹ for the conversion of figures in difference currencies into USD, the indicative exchange rates as of 31st December 2025 have been used (ex.USD:LKR =309.9944).

² Provisional, for the conversion of figures in different currencies into USD, the indicative exchange rates as at 30th September 2025 have been used (ex. USD:LKR = 302.6097).

³ includes receipts under IMF's EFF 23-26 program and RFI

⁴ Provisional, end of December 2025, Data were collected from the Ministry of Public Administration, Provincial Councils & Local Governments.

⁵ Data were collected from relevant financial banks and institutions



3. Domestic Debt of the Government

Summary of Outstanding Domestic Debt

Source	Outstanding Debt (USD million)
Treasury Bills ¹	10,122
Treasury Bonds	50,219
Domestic Dollar Bond	50
Term Loan - BOC	1,582
Term Loan - PB	546
Suhurupaya Loan Account of Ministry of Defense	9
Retirement Gratuity Loan Account	119
Development Project Loans ²	46
Total	62,693

Notes:

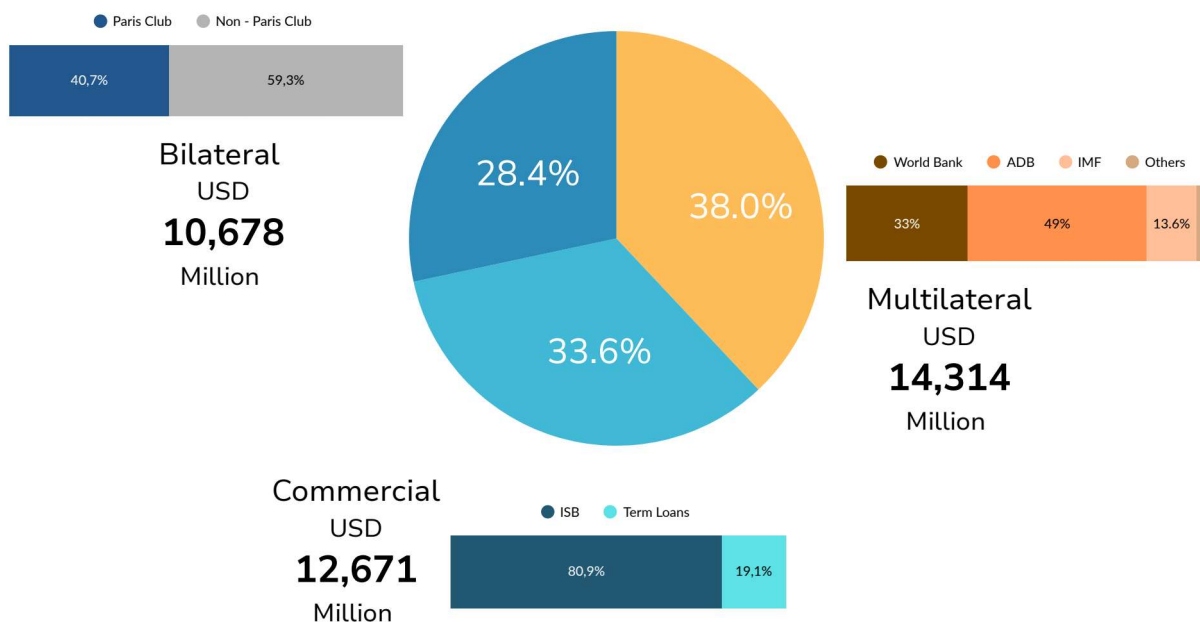
¹ includes interest

² borrowings from Domestic Banks from 2011 to 2019 to finance for development projects implemented by Roads Development Authority, Ministry of Health and National Water Supply & Drainage Board for the conversion of figures in different currencies into USD, the exchange rates as at 31st December 2025 have been used (eg. USD:LKR = 309.9944).



4. External Debt of the Government

Composition of Outstanding Government External Debt – End December 2025



Source: Public Debt Management Office

Notes

PC =Paris Club Countries, NPC =Non-Paris Club Countries

Outstanding amounts of ISBs have not been classified on the current resident/ non-resident basis of their holdings

As of the end of December 2025, total government external debt stood at USD 37,663 million, reflecting a nominal increase of USD 425 million from USD 37,238 million recorded at the end of the third quarter of 2025.

Multilateral debt accounts for 38 percent of total government external debt, followed by commercial debt at 34 percent and bilateral debt at 28 percent. Approximately 81 percent of commercial debt comprises International Sovereign Bond (ISB) issuances, with the remainder consisting of foreign currency term financing facilities.

The Asian Development Bank and the World Bank are the major multilateral creditors representing over 82 percent of the total multilateral debt. Under Bilateral debt, 59 percent represented by non-Paris Club countries while about 41 percent from Paris club countries.



Outstanding of Government External Debt by Creditor Countries and Organizations as end of December 2025

Debt of the Government	Debt Outstanding (including unpaid Principal) in USD million
Multilateral	14,314.2
Asian Development Bank	7,013.1
World Bank	4,727.7
International Monetary Fund	1,945.3
International Fund for Agricultural Development	168.4
Asian Infrastructure Investment Bank	184.9
OPEC Fund for International Development	176.4
European Investment Bank	84.8
Nordic Development Fund	13.6
Bilateral	10,677.7
Paris Club Countries	4,341.5
Japan	2,345.4
France	476.3
Korea	280.2
Netherlands	275.5
Germany	219.2
UK	212.5
USA	132.5
Austria	115.4
Spain	107.7
Russia	35.4
Sweden	34.7
Denmark	39.1
Australia	39.2
Canada	17.9
Belgium	10.7
Non Paris Club Countries	6,336.1
China	4,974.1
India	984.1
Saudi Arabia	195.6
Kuwait	95.2
Hungary	51.8
Iran	32.9
Pakistan ¹	2.1
Commercial	12,671.4
ISBs ²	10,255.1
Term loan facilities – China Development Bank	2,416.3
Total	37,663.2

Source: Public Debt Management Office

Notes:

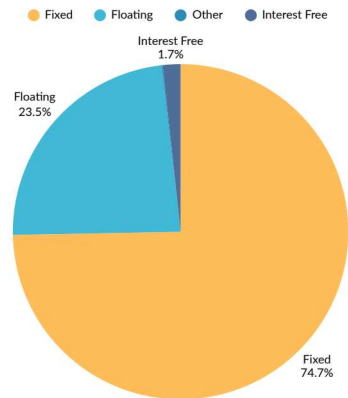
¹ To be reconciled with lender

² Previous ISBs were exchanged for new bonds effective March 31, 2024, while the remaining USD 268.7 million of ISBs remains due for restructuring

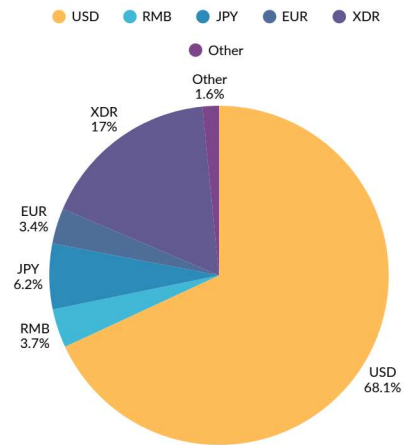


Composition of Government External Debt

Composition of External Debt by Type of Interest (%)



Composition of External Debt by Currency (%)



Source: Public debt management Office

Approximately 75 percent of the Government’s external debt is composed of fixed-interest-rate instruments, while 23 percent is obtained at floating interest rates.

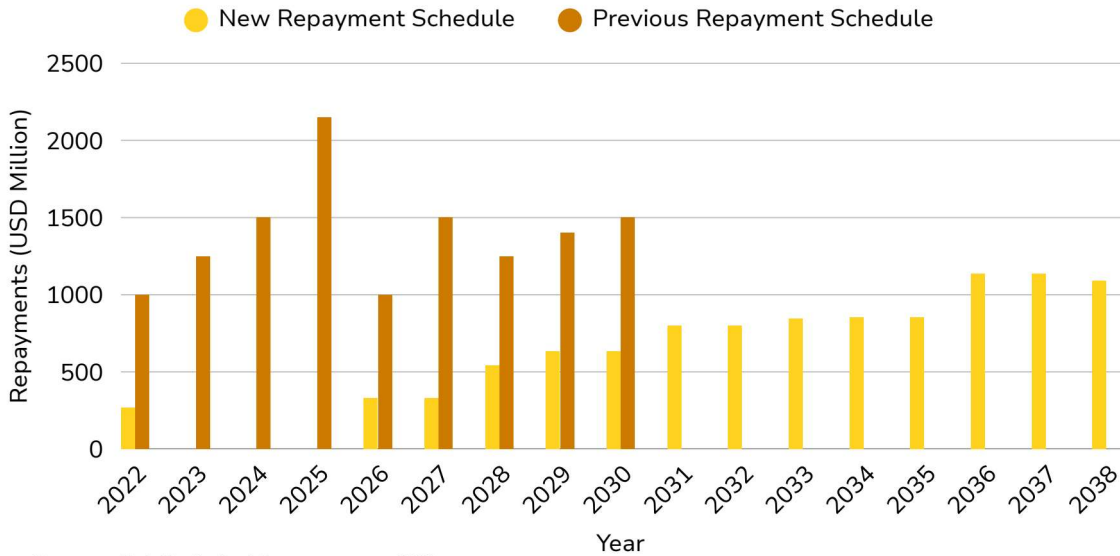


Details of International Sovereign Bonds

Bond Exchange Name	Date of Issuance	Amount (USD million)	Tenure (Years)	Maturity Date
International Sovereign Bonds 2012 - USD 1000 mn ¹	July 25, 2012	269	10	July 25, 2022
Sri Lanka Macro Linked Bond 2030_(ISB Restructure 2024)	December 20, 2024	1,087	6	January 15, 2030
Sri Lanka Macro Linked Bond 2033_(ISB Restructure 2024)	December 20, 2024	2,132	9	March 15, 2033
Sri Lanka Macro Linked Bond 2036_(ISB Restructure 2024)	December 20, 2024	999	12	May 15, 2036
Sri Lanka Macro Linked Bond 2038_(ISB Restructure 2024)	December 20, 2024	1,999	14	February 15, 2038
Sri Lanka Governance Linked Bond 2035_(ISB Restructure 2024)	December 20, 2024	1,440	11	June 15, 2035
Sri Lanka USD Step-Up Bond 2038_(ISB Restructure 2024)	December 20, 2024	1,126	14	June 15, 2038
Sri Lanka PDI Bond_(ISB Restructure 2024)	December 20, 2024	1,203	4	April 15, 2028
Total		10,255		

Note: ¹ to be restructured

Comparison of Repayment Structure of ISBs



Source: Public Debt Management Office

Note: 2022 includes the balance of USD 269 million to be restructured ISBs have not been classified on the current resident/ non-resident basis of its holdings



5. Summary of Debt of Provincial Councils and Local Government Authorities

Province/Local Authority	No. of total Local Government Authorities with Liabilities	Outstanding Debt as at 31 December 2025 (Rs Mn) ¹	Outstanding Debt as at 31 December 2025 (USD Mn)
Western Province Local Government Authorities	15	2,477.3	8.0
Central Province Local Government Authorities	11	402.4	1.3
Southern Province Local Government Authorities	22	339.4	1.1
North-Western province Local Government Authorities	12	2,537.9	8.2
Sabaragamuwa province Local Government Authorities	13	282.0	0.9
Northern province Local Government Authorities	1	2.6	0.01
Eastern province Local Government Authorities	6	27.1	0.1
Uva province Local Government Authorities	9	164.3	0.5
North-Central province Local Government Authorities	9	128.5	0.4
Total	98	6,361.8	20.5

Source: Ministry of Public Administration, Provincial Councils & Local Governments

Notes: ¹ Provisional, for the conversion of figures in LKR into USD, the exchange rates as at 31st December 2025 have been used.



6. Debt of SOEs - Treasury Guarantees and Letters of Comfort Issued by the General Treasury

No	Name of the Institution	Name of the Bank or Institution	Outstanding Amount - as at 31.12.2025				Total (USD Mn)
			USD Mn.	Euro Mn.	J.Yen Mn.	Rs. Mn.	
1	Central Bank of Sri Lanka	Reserve Bank of India	651.43				651.43
2	Road Development Authority	Bank of Ceylon				93,800.02	675.70
		Commercial Bank				3,478.26	
		DFCC Bank				67,777.55	
		Hatton National Bank				7.36	
		National Development Bank PLC				32,899.16	
		National Savings Bank				9,227.27	
		People's Bank				34,096.48	
3	National Water Supply & Drainage Board	Bank of Ceylon				193.73	766.75
		China Development Bank	193.73			427.65	
		Commercial Bank				2,701.08	
		DFCC Bank				161.17	
		Exim Bank of India	161.17			7,049.13	
		Hatton National Bank				71.32	
		ING Bank, NV of Netherlands				40.80	
4	Sri Lankan Airlines Limited	National Development Bank PLC				13,651.70	186.60
		National Savings Bank				25,682.48	
		People's Bank				3,255.80	
		UniCredit Bank Austria AG				40.80	
5	Ceylon Electricity Board	Bank of Ceylon				175.00	360.71
		DB Trustees (Hong Kong) Limited	175.00			11.60	
		International Air Transport Association	11.60				
		People's Bank				307.57	
		Asian Development Bank	307.57			114.19	
6	Airport & Aviation Services (Sri Lanka) Limited	Bank of Ceylon				114.19	214.63
		Hatton National Bank					
		Industrial And Commercial Bank of China Limited	26.53				
		National Savings Bank				3,000.00	
7	Ceylon Petroleum Corporation	People's Bank				5,135.34	256.75
		Japan International Cooperation Agency (JICA)				26,947.00	
		Hongkong & Shanghai Banking Co.Ltd.	29.49				
		Hatton National Bank				4,000.00	
		People's Bank	4.63				
7	Ceylon Petroleum Corporation	China National Chemical Engineering No.14 Construction Co. Ltd	19.73				256.75
		Bank of Ceylon				72,040.78	



No	Name of the Institution	Name of the Bank or Institution	Outstanding Amount - as at 31.12.2025				Total (USD Mn)
			USD Mn.	Euro Mn.	J.Yen Mn.	Rs. Mn.	
8	Bank of Ceylon & People's Bank	Asian Infrastructure Investment Bank (AIIB) Export Development Board	80.00			60.00	100.20
9	General Sir John Kotelawala Defence University	Bank of Ceylon National Savings Bank				6.09 29,053.00	93.74
10	Regional Development Bank	Asian Development Bank	50.00				50.00
11	Ceylon Shipping Corporation Ltd	People's Bank	47.55				47.55
12	Mihin Lanka Limited	Bank of Ceylon People's Bank					
13	National School of Business Management Limited	Bank of Ceylon				4,535.00	16.63
14	Lanka Sathosa Limited	People's Bank					
15	Sri Lanka Rupavahini Corporation	People's Bank				11.84	0.04
16	Lanka Coal Company (Pvt) Ltd	Bank of Ceylon				19,610.25	63.26
17	State Engineering Corporation	Bank of Ceylon				2,299.99	7.42
18	Techno Park Development Company Private Limited	National Savings Bank People's Bank					
19	Sri Lanka Land Reclamation & Development Corporation	National Savings Bank					
20	Paddy Marketing Board	People's Bank					
21	State Development and Construction Corporation	Bank of Ceylon				990.61	3.20
22	Co-operative Wholesale Establishment	Paddy Marketing Board				729.60	2.35
23	State Printing Corporation	People's Bank				17.26	0.06
24	Building Materials Corporation Ltd	Bank of Ceylon				500.00	1.61
25	Ceylon Fisheries Corporation	Bank of Ceylon					
26	Janatha Estates Development Board	Bank of Ceylon				55.26	0.18
27	Northsea Limited	Sri Lanka Savings Bank Bank of Ceylon					
28	Sri Lanka State Plantation Corporation	People's Bank				69.9	0.23
29	Sri Lanka Rupavahini Corporation	Bank of Ceylon					
30	National Paper Corporation	People's Bank					
31	Lanka Electricity Company (Pvt) Ltd	Asian Development Bank	0.53				0.53
32	Energy Activity Support Facility (CEB)	Asian Development Bank	6.80				6.80
33	Power System Strengthening and Renewable Energy Integration Project	Asian Development Bank	0.16				0.16
Total			1,773.28	112.12	26,947.00	436,275.69	3,484.52



7. Debt Restructuring Progress during the Preceding Six-Month Period

Sri Lanka has achieved substantial progress in restructuring its external debt following the public debt service moratorium declared in April 2022. Significant milestones have been reached across bilateral and commercial creditor categories.

On 26 June 2024, Sri Lanka finalized a debt treatment agreement with the members of the Official Creditor Committee (OCC), representing the country's major bilateral lenders. On the same date, Sri Lanka also concluded Bilateral Debt Treatment Agreements with the Export-Import Bank of China for loans owed to that institution. These agreements were implemented through the signing of amendment arrangements, completing the debt treatment process with China Exim Bank. Further progress was achieved on 24 December 2024 with the signing of amendment agreements with the China Development Bank, marking the conclusion of that restructuring process as well.

Meanwhile, Sri Lanka reached an agreement in principle with International Sovereign Bond (ISB) holders on 19 September 2024 regarding the restructuring of ISBs. The subsequent exchange of outstanding ISBs into new bonds was completed on 16 December 2024, achieving a participation rate of nearly 98 percent, facilitating the conversion of almost all defaulted ISBs into new International Sovereign Bonds.

Sri Lanka also made important gains in restructuring bilateral debt with Paris Club members. The signing of bilateral amendatory agreements with the Government of Japan, the Export-Import Bank of India, and the Government of the French Republic marked a series of key achievements. The restructuring process with Japan was concluded on 24 March 2025, followed by the signing of bilateral amendatory agreements with the Export-Import Bank of India on 25 March 2025 (Lines of Credit) and 3 April 2025 (Buyer's Credit Agreements). Bilateral amendatory agreements were concluded with the Government of the French Republic on 16 June 2025, the Export-Import Bank of Hungary (EXIM Bank of Hungary) on 1 July 2025, and the Government of the United Kingdom on 22 August 2025.

With the completion of signing bilateral amendatory agreements with the Government of Australia on 27 October 2025 and with the Government of Denmark on 11 November 2025, Sri Lanka has completed approximately 95% of the restructuring agreement-signing process under its debt restructuring programme.

As a result of these agreements, Sri Lanka has resumed regular debt servicing to the respective creditor partners.



8. Annexures

1. Outstanding of Government External Debt Stock by Creditor

Lender	Debt Outstanding (including unpaid Principal) as of 31 December 2025
in USD million	
External Debt of the Government	37,663.2
Bilateral	10,677.7
AB Svensk Export Credit (Sweden)	34.7
Agence Francaise De Dev.(France)	179.3
ANZ Investment Bank (Australia)	18.7
Banco Bilbao Vizcaya Argentaria - Spain	20.5
Bank Austria Creditanstalt AG	11.4
BNP Paribas-Belgium	2.7
China Development Bank Corporation	612.2
Deutsche Bank AG (United Kingdom)	12.7
ERSTE BANK- AUSTRIA	11.3
Export Development Bank of Iran	32.9
Export Finance & Ins. Corporation. -Australia	20.4
Export-Import Bank of China	4,224.6
Export Import Bank of United States	40.1
Export Import Bank of Hungary	51.8
Export Import Bank of India	838.7
Fortis Bank NV/Fortis Banque SA-Belgium	2.1
Government of Canada	17.9
Government of China	14.3
Government of Denmark	39.1
Government of France	297.0
Government of Germany	219.2
Government of India	14.2
Government of Japan	2,345.4
Government of Korea	280.2
Government of Kuwait	95.2
Government of Pakistan	2.1
Government of Russia	35.4
Government of the United States of America	84.9
HSBC Limited (Hongkong)-China	123.1



Lender	Debt Outstanding (including unpaid Principal) as of 31 December 2025
	in USD million
ING Bank N. V. (Netherlands)	46.3
KBC Bank of Belgium	6.0
Kingdom of Spain	87.2
Rabobank (Co-op Centrale Raiffeisen)(Netherlands)	229.1
Raiffeisen Zentral Bank (Austria)	39.4
Saudi Fund For Arab Economic Development	195.9
State Bank of India	131.0
The Riggs National Bank of Washington DC	7.5
Uni Credit Bank (Austria)	53.3
United Kingdom of Great Britain	199.7
Multilateral	14,314.2
Asian Development Bank	7,013.1
Asian Infrastructure Investment Bank	184.9
European Investment Bank	84.8
Int. Fund for Agricultural Development	168.4
International Monetary Fund EFF 23-26	1,739.3
International Monetary Fund RFF	206.0
Nordic Development Fund	13.6
OPEC Fund for International Development	176.4
World Bank	4,727.7
Market Borrowings (Commercial)	12,671.4
ISBs	10,255.1
Term Loan Facilities - China Development Bank	2,416.3



2. Details of Outstanding Treasury Bills¹ as at 31 December 2025

Maturity Date	ISIN	Face Value (Rs Mn)
Jan 2, 2026	LKA09126A028	6,517.00
	LKA18226A025	45,072.00
	LKA36426A029	66,390.00
Jan 9, 2026	LKA09126A093	6,239.00
	LKA18226A090	46,201.00
	LKA36426A094	45,289.00
Jan 16, 2026	LKA09126A168	4,418.00
	LKA18226A165	55,772.00
	LKA36426A169	44,493.00
Jan 23, 2026	LKA09126A234	4,476.00
	LKA18226A231	52,326.00
	LKA36426A235	76,778.00
Jan 30, 2026	LKA09126A309	2,884.00
	LKA18226A306	40,603.00
	LKA36426A300	89,335.00
Feb 6, 2026	LKA09126B067	4,852.00
	LKA18226B064	38,966.00
	LKA36426B068	93,353.00
Feb 13, 2026	LKA09126B133	3,451.00
	LKA18226B130	50,947.00
	LKA36426B134	37,106.00
Feb 20, 2026	LKA09126B208	5,316.00
	LKA18226B205	26,185.00
	LKA36426B209	35,710.00
Feb 27, 2026	LKA09126B273	6,036.00
	LKA18226B270	46,510.00
	LKA36426B274	55,011.00
Mar 6, 2026	LKA18226C062	38,136.00
	LKA36426C066	83,947.00
	LKA09126C065	3,868.00
Mar 13, 2026	LKA18226C138	48,177.00
	LKA36426C132	90,502.00
	LKA09126C131	10,714.00
Mar 20, 2026	LKA18226C203	37,102.00
	LKA36426C207	92,056.00
	LKA09126C206	13,285.00
Mar 27, 2026	LKA18226C278	29,148.00
	LKA36426C272	37,867.00
	LKA09126C271	20,156.00
April 3, 2026	LKA18226D037	35,938.00
	LKA36426D031	41,241.00
April 10, 2026	LKA18226D102	9,145.00
	LKA36426D106	7,535.00
April 17, 2026	LKA18226D177	18,748.00
	LKA36426D171	35,396.00
April 24, 2026	LKA18226D243	30,765.00
	LKA36426D247	34,717.00



Maturity Date	ISIN	Face Value (Rs Mn)
May 1, 2026	LKA18226E019	37,225.00
	LKA36426E013	63,606.00
May 8, 2026	LKA18226E084	39,715.00
	LKA36426E088	58,848.00
May 15, 2026	LKA18226E159	36,031.00
	LKA36426E153	111,099.00
May 22, 2026	LKA18226E225	48,154.00
	LKA36426E229	101,326.00
May 29, 2026	LKA18226E290	42,740.00
	LKA36426E294	108,943.00
June 5, 2026	LKA36426F051	108,738.00
	LKA18226F057	39,338.00
June 12, 2026	LKA36426F127	86,610.00
	LKA18226F123	32,892.00
June 19, 2026	LKA36426F192	19,548.00
	LKA18226F198	27,375.00
June 26, 2026	LKA36426F267	15,472.00
	LKA18226F263	40,149.00
July 3, 2026	LKA36426G034	58,545.00
July 10, 2026	LKA36426G109	8,909.00
July 17, 2026	LKA36426G174	27,802.00
July 24, 2026	LKA36426G240	16,486.00
July 31, 2026	LKA36426G315	17,253.00
Aug 7, 2026	LKA36426H073	22,750.00
Aug 14, 2026	LKA36426H149	56,722.00
Aug 21, 2026	LKA36426H214	40,520.00
Aug 28, 2026	LKA36426H289	17,490.00
Sep 4, 2026	LKA36426I048	6,970.00
Sep 11, 2026	LKA36426I113	5,816.00
Sep 18, 2026	LKA36426I188	8,629.00
Sep 25, 2026	LKA36426I253	2,247.00
Oct 2, 2026	LKA36426J020	2,472.00
Oct 9, 2026	LKA36426J095	5,043.00
Oct 16, 2026	LKA36426J160	4,643.00
Oct 23, 2026	LKA36426J236	4,380.00
Oct 30, 2026	LKA36426J301	16,991.00
Nov 6, 2026	LKA36426K069	22,493.00
Nov 13, 2026	LKA36426K135	3,952.00
Nov 20, 2026	LKA36426K200	14,099.00
Nov 27, 2026	LKA36426K275	6,941.00
Dec 4, 2026	LKA36426L042	2,637.00
Dec 11, 2026	LKA36426L117	4,472.00
Dec 18, 2026	LKA36426L182	9,969.00
Dec 25, 2026	LKA36426L257	23,155.00
Treasury Bill Outstanding as at 31.12.2025		3,137,874.00

Notes:

¹. If the maturity date falls on a bank holiday, payment will be made on the following business day.



3. Details of Outstanding Treasury Bonds¹ as at 31 December 2025

Maturity Date	Series	ISIN	Face Value (Rs Mn)
Jan 15, 2026	06.75%2026A	LKB00526A159	128,009.64
Feb 1, 2026	09.00%2026A	LKB01326B011	223,498.50
Mar 1, 2026	05.35%2026A	LKB01526C014	126,183.49
May 15, 2026	22.50%2026A	LKB00426E154	145,060.96
Jun 1, 2026	11.00%2026A	LKB01226F014	229,046.39
Jul 15, 2026	01.00%2026A	LKJ00226G155	52,517.00
Aug 1, 2026	11.50%2026A	LKB01026H014	244,501.66
Dec 15, 2026	11.25%2026A	LKB00326L151	219,800.00
Dec 20, 2026	05.00%2026A	LKB01026L206	9,142.22
Jan 15, 2027	11.40%2027A	LKB00827A151	232,483.59
Mar 15, 2027	12.00%09.00%2027A	LKK00427C155	267,038.49
May 1, 2027	18.00%2027A	LKB00527E019	155,671.27
Jun 15, 2027	11.75%2027A	LKB01027F156	200,582.61
Jul 15, 2027	01.00%2027A	LKJ00427G159	72,640.22
Jul 21, 2027	11.00%2027A	LKB01027G212	5,000.00
Aug 15, 2027	07.80%2027A	LKB00827H156	49,484.93
Sep 15, 2027	20.00%2027A	LKB00527I150	167,478.48
Oct 15, 2027	10.30%2027A	LKB00827J152	222,414.12
Dec 15, 2027	11.25%2027A	LKB01027L154	202,965.63
Jan 15, 2028	18.00%2028A	LKB00628A153	87,654.11
Feb 15, 2028	10.75%2028B	LKB00428B156	230,000.00
Mar 15, 2028	10.75%2028A	LKB01028C151	246,180.98
Apr 15, 2028	12.00%09.00%2028A	LKK00528D158	267,038.49
May 1, 2028	09.00%2028B	LKB01528E016	256,168.34
Jul 1, 2028	09.00%2028A	LKB01628G019	269,855.03
Jul 15, 2028	01.00%2028A	LKJ00428G157	52,517.00
Sep 1, 2028	11.50%2028A	LKB01528I017	252,610.58
Oct 15, 2028	11.00%2028A	LKB00428J159	225,500.00
Dec 15, 2028	11.50%2028B	LKB00528L152	266,200.00
Jan 1, 2029	13.00%2029A	LKB01529A012	29,211.58
Mar 15, 2029	12.40%7.5%5%2029A	LKK00629C156	99,693.89
May 1, 2029	13.00%2029B	LKB01529E014	36,171.39
May 15, 2029	12.00%09.00%2029A	LKK00629E152	267,038.49
Jun 15, 2029	11.75%2029A	LKB00529F152	273,461.00
Jul 15, 2029	20.00%2029A	LKB00729G156	72,640.22
	01.00%2029A	LKJ00629G150	58,056.88
Sep 15, 2029	11.00%2029A	LKB00629I154	235,505.00
Oct 15, 2029	10.35%2029A	LKB00529J154	290,600.00
Dec 15, 2029	11.00%2029B	LKB00529L150	291,500.00
Mar 01, 2030	09.50%2030A	LKB00530C017	38,276.00
Apr 15, 2030	12.40%7.5%5%2030A	LKK00730D150	99,693.89
May 15, 2030	11.00%2030A	LKB01530E152	208,216.36
Jun 15, 2030	12.00%09.00%2030A	LKK00730F155	267,038.49
Jul 1, 2030	09.75%2030A	LKB00530G018	96,366.00
Jul 15, 2030	01.00%2030A	LKJ00630G158	52,517.00
Oct 15, 2030	11.00%2030B	LKB00730J158	184,255.00
Jan 15, 2031	12.00%09.00%2031A	LKK00831A152	267,038.49
Mar 15, 2031	11.25%2031A	LKB01231C151	274,731.42



Maturity Date	Series	ISIN	Face Value (Rs Mn)
May 15, 2031	18.00%2031A	LKB00931E153	99,693.89
	12.40%7.5%5%2031A	LKK00831E154	29,192.62
Jul 15, 2031	01.00%2031A	LKJ00831G152	72,640.22
Dec 1, 2031	12.00%2031A	LKB01031L016	214,629.05
Jan 1, 2032	08.00%2032A	LKB02032A016	163,037.81
Feb 15, 2032	12.00%09.00%2032A	LKK00932B156	267,038.49
Jun 15, 2032	12.40%7.5%5%2032A	LKK00932F157	99,693.89
Jul 1, 2032	18.00%2032A	LKB01032G014	96,222.02
Jul 15, 2032	01.00%2032A	LKJ00832G150	52,517.00
Oct 1, 2032	09.00%2032A	LKB02032J017	289,444.71
Dec 15, 2032	11.50%2032A	LKB00832L158	173,250.00
Jan 15, 2033	11.20%2033A	LKB01533A154	238,900.00
	12.40%7.5%5%2033A	LKK01033A154	348,928.63
Mar 15, 2033	12.00%09.00%2033A	LKK01033C150	267,038.49
Jun 1, 2033	09.00%2033A	LKB02033F013	229,994.00
Jul 1, 2033	13.25%2033A	LKB02033G011	23,511.76
Jul 15, 2033	01.00%2033A	LKJ01033G154	72,640.22
Nov 1, 2033	09.00%2033B	LKB02033K013	247,561.00
Jan 1, 2034	13.25%2034A	LKB02034A012	77,858.98
Feb 15, 2034	12.40%7.5%5%2034A	LKK01134B158	348,928.63
Apr 15, 2034	12.00%09.00%2034A	LKK01134D154	267,038.49
Jul 15, 2034	01.00%2034A	LKJ01034G152	52,514.86
Sep 15, 2034	10.25%2034A	LKB01534I155	247,800.00
Mar 15, 2035	11.50%2035A	LKB02035C155	164,565.00
	12.40%7.5%5%2035A	LKK01235C151	348,928.63
May 15, 2035	12.00%09.00%2035A	LKK01235E157	267,038.49
Jun 15, 2035	10.70%2035A	LKB01035F159	194,533.00
Mar 15, 2036	0.50%2036A	LKJ01236C152	19,466.08
Apr 15, 2036	12.40%7.5%5%2036A	LKK01336D155	348,928.63
Jun 15, 2036	12.00%09.00%2036A	LKK01336F150	267,038.49
Jan 15, 2037	2.00%09.00%2037A	LKK01437A157	267,038.49
May 15, 2037	12.40%7.5%5%2037A	LKK01437E159	348,928.63
Jul 1, 2037	10.75%2037A	LKB01237G019	87,951.00
Sep 15, 2037	0.50%2037A	LKJ01337I155	19,466.08
Feb 15, 2038	12.00%09.00%2038A	LKK01538B150	267,038.49
Jun 15, 2038	12.40%7.5%5%2038A	LKK01538F151	348,928.63
Sep 15, 2038	0.50%2038A	LKJ01438I151	19,466.08
Aug 15, 2039	10.50%2039A	LKB02039H156	25,000.00
Sep 15, 2039	0.50%2039A	LKJ01539I156	19,466.08
Sep 15, 2040	0.50%2040A	LKJ01640I152	19,466.08
Jan 1, 2041	12.00%2041A	LKB02541A016	29,870.00
Sep 15, 2041	0.50%2041A	LKJ01741I158	19,466.08
Sep 15, 2042	0.50%2042A	LKJ01842I154	19,466.08
Jun 1, 2043	09.00%2043A	LKB03043F011	3,133.25
Sep 15, 2043	0.50%2043A	LKJ01943I150	19,466.08
Jan 1, 2044	13.50%2044A	LKB03044A010	10,969.85
Jun 1, 2044	13.50%2044B	LKB03044F019	77,861.76
Mar 1, 2045	12.50%2045A	LKB03045C013	10,058.00
Treasury Bond Outstanding as at 31.12.2025			15,567,477.53

Notes:

¹. If the maturity date falls on a bank holiday, payment will be made on the following business day.



4. Details of Outstanding Domestic Dollar Bonds¹ as at 31 December 2025

Maturity Date	ISIN	Series	Face Value (USD)
Dec 10, 2026	LKL00126L104	DDB2026A	33,000,000.00
Dec 10, 2027	LKL00227L100	DDB2027A	17,000,000.00
Domestic Dollar Bond Outstanding as at 31.12.2025			50,000,000.00

Notes:

¹. If the maturity date falls on a bank holiday, payment will be made on the following business day.



5. The Outstanding List of Treasury Guarantees Issued by the General Treasury up to 31.12.2025

S.No	Name of the Institution	Name of the Bank or Institution	Value of the Treasury Guarantees				Date of Issue	Date of Expiry	Outstanding Amount - Capital as at 31.12.2025			
			US\$ Mn.	Euro Mn.	J.Yen Mn.	Rs. Mn.			US\$ Mn.	Euro Mn.	J.Yen Mn.	Rs. Mn.
1	Road Development Authority	People's Bank				1,291.08	Mar 14, 2012	Apr 20, 2030				1,291.08
2	Road Development Authority	People's Bank				785.39	Mar 21, 2012	Apr 28, 2030				785.39
3	Road Development Authority	People's Bank				1,656.01	Mar 21, 2012	May 2, 2030				1,656.01
4	General Sir John Kotelawala Defence University	Bank of Ceylon				85.00	Aug 29, 2011	Dec 31, 2026				6.09
5	National School of Business Management Limited	Bank of Ceylon				8,600.00	Dec 18, 2013	Dec 31, 2028				4,535.00
6	Road Development Authority	People's Bank	44.71				Sep 22, 2014	Sep 30, 2027	7.36			
7	National Water Supply & Drainage Board	Bank of Ceylon				1,148.06	Nov 12, 2014	May 31, 2029				572.47
8	National Water Supply & Drainage Board	National Development Bank PLC				2,800.00	Dec 9, 2014	Dec 31, 2029				1,265.94
9	National Water Supply & Drainage Board	DFCC Bank				2,900.00	Dec 9, 2014	Dec 31, 2029				1,147.25
10	Airport & Aviation Services (Sri Lanka) Limited	Japan International Cooperation Agency (JICA)			28,969.00		Mar 28, 2012	Mar 28, 2052			25,963.00	
11	National Water Supply & Drainage Board	National Development Bank PLC				1,074.13	Sep 29, 2015	Dec 31, 2030				1,042.83
12	National Water Supply & Drainage Board	National Development Bank PLC				2,506.30	Feb 21, 2019	Dec 31, 2030				
13	National Water Supply & Drainage Board	Bank of Ceylon				948.00	Mar 4, 2016	Sep 15, 2030				462.47
14	National Water Supply & Drainage Board	Bank of Ceylon				33.00	Nov 16, 2020	Sep 15, 2030				
15	Airport & Aviation Services (Sri Lanka) Limited	Japan International Cooperation Agency (JICA)			45,428.00		May 9, 2016	May 9, 2056			984.00	



16	National Water Supply & Drainage Board	Bank of Ceylon		300.00	Jul 29, 2016	Jan 31, 2031		40.86
17	National Water Supply & Drainage Board	Bank of Ceylon		454.79	Feb 21, 2019	Jan 31, 2031		
18	National Water Supply & Drainage Board	People's Bank		397.00	Jul 29, 2016	Jul 31, 2031		130.53
19	National Water Supply & Drainage Board	People's Bank		603.00	Feb 21, 2019	Jul 31, 2031		
20	National Water Supply & Drainage Board	DFCC Bank		937.87	Aug 16, 2016	Jul 11, 2031		1,553.83
21	National Water Supply & Drainage Board	DFCC Bank		1,358.98	Nov 6, 2017	Jul 11, 2031		
22	National Water Supply & Drainage Board	DFCC Bank		829.40	Jan 4, 2019	Jul 11, 2031		
23	National Water Supply & Drainage Board	Bank of Ceylon	16.20		Aug 31, 2016	Feb 28, 2031		1,493.90
24	National Water Supply & Drainage Board	Exim Bank of India	164.90		Sep 28, 2016	Jun 05, 2042	93.81	
25	National Water Supply & Drainage Board	Exim Bank of India	91.80		Sep 28, 2016	Jun 05, 2042	61.98	
26	National Water Supply & Drainage Board	China Development Bank	195.08		Sep 9, 2016	Mar 20, 2032	110.22	
27	National Water Supply & Drainage Board	Hatton National Bank	23.42		Dec 9, 2016	Dec 14, 2030		2,081.54
28	National Water Supply & Drainage Board	People's Bank		560.97	Feb 13, 2017	Feb 13, 2032		297.44
29	Airport & Aviation Services (Sri Lanka) Limited	Hongkong & Shanghai Banking Co.Ltd.	44.14		Mar 1, 2017	Mar 1, 2032	29.49	
30	National Water Supply & Drainage Board	National Development Bank PLC		4,500.00	Jul 25, 2017	Jul 26, 2035		11,342.93
31	National Water Supply & Drainage Board	National Development Bank PLC		6,500.00	Feb 18, 2019	Jul 26, 2035		
32	National Water Supply & Drainage Board	National Development Bank PLC		4,000.00	Feb 16, 2021	Jul 26, 2035		
33	National Water Supply & Drainage Board	Bank of Ceylon	9.67		Oct 19, 2017	Oct 23, 2032		1,114.13



34	National Water Supply & Drainage Board	China Development Bank	54.79		Aug 21, 2017	Aug 21, 2042	45.80	
35	Road Development Authority	Sampath Bank		14,500.00	Dec 20, 2017	Dec 31, 2032		9,227.27
36	Ceylon Electricity Board	Asian Development Bank	90.0		Jun 29, 2017	May 15, 2041	65.88	
37	Ceylon Electricity Board	Asian Development Bank	150.0		Jul 10, 2017	Nov 15, 2041	115.18	
38	Road Development Authority	Bank of Ceylon		1,387.00	Jan 24, 2018	Jan 31, 2033		413.96
39	National Water Supply & Drainage Board	UniCredit Bank Austria AG	50.60		Mar 28, 2018	Aug 31, 2029	40.80	
40	National Water Supply & Drainage Board	People's Bank	7.62		Apr 6, 2018	Apr 10, 2033		867.27
41	State Development and Construction Corporation	Bank of Ceylon		1,126.81	Jun 8, 2018	Jun 11, 2033		990.61
42	State Engineering Corporation	Bank of Ceylon		1,280.26	Jun 30, 2018	Jun 30, 2033		1,999.99
43	State Engineering Corporation	Bank of Ceylon		719.74	Oct 22, 2018	Jun 30, 2033		
44	Ceylon Electricity Board	Asian Development Bank	160.0		Nov 22, 2017	Sep 15, 2037	126.51	
45	National Water Supply & Drainage Board	People's Bank		128.32	Jul 13, 2018	Jul 31, 2033		14.04
46	State Engineering Corporation	Bank of Ceylon		300.00	Aug 6, 2018	Aug 8, 2028		300.00
47	Road Development Authority	Bank of Ceylon		10,000.00	Aug 13, 2018	Aug 15, 2033		16,761.90
48	Road Development Authority	Bank of Ceylon		5,766.52	Sep 3, 2018	Aug 15, 2033		
49	Road Development Authority	Bank of Ceylon		4,150.00	Sep 11, 2018	Aug 15, 2033		
50	Road Development Authority	Bank of Ceylon		1,854.99	Sep 17, 2018	Aug 15, 2033		
51	Road Development Authority	Bank of Ceylon		228.49	Apr 9, 2019	Aug 15, 2033		
52	Ceylon Petroleum Corporation	People's Bank	7.73		Aug 31, 2018	Sep 15, 2031	4.63	
53	Ceylon Shipping Corporation Ltd	People's Bank	71.91		Sep 7, 2018	Jun 3, 2034	47.55	
54	National Water Supply & Drainage Board	Bank of Ceylon		382.24	Sep 25, 2018	Sep 15, 2033		201.67
55	Building Materials Corporation Ltd	Bank of Ceylon		500.00	Oct 22, 2018	Oct 19, 2033		500.00
56	Road Development Authority	Bank of Ceylon		5,000.00	Dec 12, 2018	Dec 20, 2033		6,652.17



57	Road Development Authority	Bank of Ceylon		4,000.00	Dec 28, 2018	Dec 20, 2033	
58	National Water Supply & Drainage Board	ING Bank, NV of Netherlands	12.29		Dec 12, 2018	Jul 4, 2023	3.86
59	National Water Supply & Drainage Board	ING Bank, NV of Netherlands	70.66		Dec 12, 2018	Oct 3, 2033	67.46
60	Road Development Authority	DFCC Bank		5,000.00	Feb 14, 2019	Mar 12, 2034	3,478.26
61	Airport & Aviation Services (Sri Lanka) Limited	Hatton National Bank		4,000.00	Mar 22, 2019	Mar 21, 2034	4,000.00
62	Road Development Authority	Bank of Ceylon		10,000.00	Apr 4, 2019	Apr 15, 2034	17,708.33
63	Road Development Authority	Bank of Ceylon		5,000.00	May 7, 2019	Apr 15, 2034	
64	Road Development Authority	Bank of Ceylon		5,000.00	Jun 6, 2019	Apr 15, 2034	
65	Road Development Authority	Bank of Ceylon		5,000.00	Jun 21, 2019	Apr 15, 2034	
66	Ceylon Petroleum Corporation	China National Chemical Engineering No.14 Constrution Co. Ltd	43.78		Jun 26, 2019	Jan 31, 2031	19.73
67	Sri Lankan Airlines Limited	DB Trustees (Hong Kong) Limited	175.00		Jun 26, 2025	Jun 25, 2026	175.00
68	Ceylon Electricity Board	Industrial And Commercial Bank of China Limited	41.97		Jul 2, 2019	Apr 23, 2026	26.53
69	National Water Supply & Drainage Board	National Savings Bank		15,000.00	Jun 30, 2020	Jul 15, 2035	11,875.00
70	National Water Supply & Drainage Board	People's Bank		2,874.69	Jul 31, 2020	Aug 15, 2035	1,946.52
71	Road Development Authority	National Savings Bank		10,000.00	Oct 22, 2020	Jun 30, 2035	7,916.66
72	Ceylon Electricity Board	National Savings Bank		5,000.00	Nov 26, 2020	Dec 15, 2028	3,000.00
73	National Water Supply & Drainage Board	National Savings Bank		15,000.00	Dec 9, 2020	Dec 15, 2035	11,875.00
74	Road Development Authority	People's Bank		10,000.00	Dec 30, 2020	Dec 31, 2035	8,333.34
75	Road Development Authority	National Savings Bank		1,600.33	Dec 30, 2020	Apr 1, 2032	1,600.33



76	Road Development Authority	National Savings Bank		891.41	Dec 30, 2020	Apr 1, 2032		891.41
77	Road Development Authority	National Savings Bank		1,541.38	Dec 30, 2020	Apr 1, 2034		1,541.38
78	Road Development Authority	National Savings Bank		325.86	Dec 30, 2020	Apr 1, 2032		325.86
79	Road Development Authority	National Savings Bank		1,062.50	Dec 30, 2020	Apr 1, 2034		1,062.50
80	Road Development Authority	National Savings Bank		2,935.67	Dec 30, 2020	Apr 1, 2034		2,935.67
81	Road Development Authority	National Savings Bank		5,217.03	Dec 30, 2020	Apr 1, 2034		5,217.03
82	Road Development Authority	National Savings Bank		1,350.00	Dec 30, 2020	Apr 1, 2034		1,350.00
83	Road Development Authority	National Savings Bank		2,397.94	Dec 30, 2020	Apr 1, 2034		2,397.94
84	Road Development Authority	National Savings Bank		1,113.19	Dec 30, 2020	Apr 1, 2034		1,113.19
85	Road Development Authority	National Savings Bank		947.84	Dec 30, 2020	Apr 1, 2034		947.84
86	Road Development Authority	National Savings Bank		1,059.03	Dec 30, 2020	Apr 1, 2034		1,059.03
87	Road Development Authority	Bank of Ceylon		10,000.00	Jan 5, 2021	Jan 1, 2036		9,166.00
88	National Water Supply & Drainage Board	Commercial Bank		968.36	Jan 20, 2021	Jul 15, 2029		427.65
89	National Water Supply & Drainage Board	Hatton National Bank		6,046.03	Feb 10, 2021	Jul 1, 2031		4,020.77
90	National Water Supply & Drainage Board	Hatton National Bank		1,471.36	Feb 11, 2021	Jan 1, 2031		946.82
91	National Water Supply & Drainage Board	National Savings Bank		710.61	Feb 11, 2021	May 31, 2029		332.48
92	Road Development Authority	National Savings Bank		5,000.00	Feb 19, 2021	Feb 20, 2036		8,749.99
93	Road Development Authority	National Savings Bank		5,000.00	Mar 15, 2021	Feb 20, 2036		
94	Ceylon Electricity Board	People's Bank		6,500.00	Mar 3, 2021	Jun 26, 2029		5,135.34
95	Bank of Ceylon & People's Bank	Asian Infrastructure Investment Bank (AIIB)	180.00		Mar 21, 2021	Mar 21, 2027	80.00	
96	Road Development Authority	Bank of Ceylon		10,000.00	Jun 9, 2021	Jun 10, 2036		9,166.67



97	Road Development Authority	National Savings Bank		3,250.00	Jul 15, 2021	Jul 15, 2036		2,843.75
98	Road Development Authority	National Savings Bank		10,000.00	Jul 29, 2021	Jul 30, 2036		8,749.99
99	Road Development Authority	National Savings Bank		10,000.00	Oct 13, 2021	Oct 11, 2036		8,749.99
100	Road Development Authority	National Savings Bank		11,800.00	Nov 9, 2021	Oct 11, 2036		10,324.99
101	Road Development Authority	Bank of Ceylon		11,000.00	Nov 12, 2021	Jun 25, 2035		9,166.67
102	Road Development Authority	Bank of Ceylon		14,000.00	Nov 12, 2021	Jul 14, 2035		11,666.67
103	Road Development Authority	People's Bank		17,000.00	Nov 12, 2021	Jul 15, 2035		14,166.67
104	Road Development Authority	People's Bank		8,000.00	Nov 12, 2021	Aug 25, 2035		6,666.67
105	Janatha Estates Development Board	Bank of Ceylon		200.00	Nov 25, 2021	Dec 2, 2026		55.26
106	National Water Supply & Drainage Board	National Savings Bank		2,000.00	Dec 2, 2021	May 31, 2036		1,600.00
107	Road Development Authority	Bank of Ceylon		1,784.36	Jan 10, 2022	Mar 31, 2030		1,433.67
108	Road Development Authority	Bank of Ceylon		2,063.00	Jan 10, 2022	Mar 31, 2030		1,604.17
109	Road Development Authority	Bank of Ceylon		2,007.64	Jan 10, 2022	Mar 31, 2030		1,565.50
110	Road Development Authority	Bank of Ceylon		1,413.16	Jan 10, 2022	Mar 31, 2032		954.50
111	Road Development Authority	Bank of Ceylon		670.75	Jan 10, 2022	Mar 31, 2032		805.33
112	Road Development Authority	Bank of Ceylon		3,139.25	Jan 10, 2022	Mar 31, 2032		2,256.20
113	Road Development Authority	Bank of Ceylon		3,330.95	Jan 10, 2022	Mar 31, 2032		2,716.93
114	Road Development Authority	Bank of Ceylon		2,173.92	Jan 10, 2022	Mar 31, 2032		1,761.35
115	Regional Development Bank	Asian Development Bank	50.0		Jun 14, 2019	Nov 30, 2031	50.0	
116	National Water Supply & Drainage Board	China Development Bank	102.54		Oct 4, 2017		37.71	
117	Sri Lanka Rupavahini Corporation	Bank of Ceylon		93.00	Jun 10, 2020	May 15, 2026		11.84
118	Sri Lanka State Plantation Corporation	People's Bank		100.00	Oct 16, 2023	Dec 31, 2028		69.90
119	Ceylon Electricity Board	Bank of Ceylon		4,540.00	Feb 28, 2024	Feb 28, 2026		114.19



120	Sri Lankan Airlines Limited	International Air Transport Association	11.60		Jul 31, 2025	Jul 31, 2026	11.60
121	State Printing Corporation	People's Bank		1,165.00	Sep 27, 2022	Sep 15, 2026	17.26
122	National Water Supply & Drainage Board	Bank of Ceylon	34.43		Nov 28, 2016	Nov 28, 2033	4,638.68
123	National Water Supply & Drainage Board	Bank of Ceylon		1,500.00	Jul 28, 2014	Jan 31, 2032	1,932.22
124	National Water Supply & Drainage Board	Bank of Ceylon		2,890.00	Mar 4, 2016	Sep 15, 2032	2,292.60
125	National Water Supply & Drainage Board	Bank of Ceylon		847.66	Jan 29, 2021	Sep 15, 2032	
126	National Water Supply & Drainage Board	Bank of Ceylon	29.10		Aug 31, 2016	Feb 28, 2033	3,895.12
127	National Water Supply & Drainage Board	Bank of Ceylon	18.10		Oct 19, 2017	Oct 23, 2034	2,770.17
128	National Water Supply & Drainage Board	Bank of Ceylon		3,041.00	Dec 30, 2014	Jun 30, 2031	3,355.00
129	National Water Supply & Drainage Board	Bank of Ceylon		1,870.50	May 31, 2016	Jun 30, 2031	
130	National Water Supply & Drainage Board	Bank of Ceylon		1,015.00	Jan 28, 2016	Jul 30, 2032	1,089.52
131	National Water Supply & Drainage Board	Bank of Ceylon		485.03	Jan 22, 2021	Jul 30, 2032	
132	National Water Supply & Drainage Board	Bank of Ceylon		2,500.00	Jul 9, 2020	Jul 15, 2037	4,840.11
133	National Water Supply & Drainage Board	Bank of Ceylon		3,351.94	Aug 25, 2020	Jul 15, 2037	
134	National Water Supply & Drainage Board	Bank of Ceylon		3,014.83	Sep 29, 2015	Mar 31, 2032	5,397.56
135	National Water Supply & Drainage Board	Bank of Ceylon		3,936.67	May 24, 2016	Mar 31, 2032	
136	National Water Supply & Drainage Board	Bank of Ceylon		1,141.36	Oct 7, 2019	Mar 31, 2032	



137	Lanka Coal Company (Pvt) Ltd	Bank of Ceylon			22,000.00	Jan 4, 2023	Oct 22, 2025			19,610.25	
138	Ceylon Petroleum Corporation	Bank of Ceylon			100,000.00	Mar 20, 2023	Dec 31, 2025			72,040.78	
139	General Sir John Kotelawala Defence University	National Savings Bank			33,896.09	Jul 23, 2020	Sep 17, 2031			29,053.00	
140	Central Bank of Sri Lanka	Reserve Bank of India	1101.43			Jul 1, 2025	Jan 3, 2027	651.43			
141	Ceylon Electricity Board	Asian Development Bank	150.00			Dec 19, 2024	Jan 11, 2049	0.16			
142	Lanka Electricity Company (Pvt) Ltd	Asian Development Bank	50.00			Dec 19, 2024	Jan 11, 2049	0.53			
143	Ceylon Electricity Board	Asian Development Bank	15.00			Dec 19, 2024	Jan 12, 2049	6.80			
144	National Water Supply & Drainage Board	Exim Bank of India	5.38			Apr 03, 2025	Jun 05, 2042	5.38			
Total in Issued Currency			3,109.24	164.59	74,397.00	546,327.68		1,773.28	112.12	26,947.00	435,486.09
CBSL Indicative Exchange Rates - As at 31.12.2025			309.9944	363.9644	1.9814			309.9944	363.9644	1.9814	1.00
Total in Rupees			963,848	59,906	147,410	546,327		549,707	40,808	53,393	435,486
Grand Total						1,717,491					1,079,393



6. The Outstanding List of Letter of Comfort Issued by the General Treasury up to 31.12.2025

S. No.	Name of Institution	Name of the Bank or Institution	USD Mn	Euro Mn.	J.Yen Mn.	LC Amount in Rs. Mn.	Date of Issue	Date of Expiry	Outstanding Amount - Capital as at 31.12.2025			
									USD Mn.	Euro Mn.	J.Yen Mn.	Rs. Mn.
1	Co-operative Wholesale Establishment	Paddy Marketing Board				440.00	Jan 11, 2017	Jan 11, 2018				440.00
2	Co-operative Wholesale Establishment	Paddy Marketing Board				440.00	Mar 1, 2017	Feb 22, 2018				289.60
3	Bank of Ceylon and Peoples Bank	Export Development Board				60	Mar 29, 2018	Feb 28, 2027				60.00
Total in Issued Currency			0.00	0.00	0.00	940.00			0.00			789.60
CBSL Indicative Exchange Rates - As at 31.12.2025			309.9944	363.9644	1.9814	1.00			309.9944	363.9644	1.9814	1.00
Total in Rupees			0.00	0.00	0.00	940.00			63,548.04			0.00
Grand Total						940.00						789.60

© 2026 Public Debt Management Office
Ministry of Finance, Planning and Economic Development
Colombo 00100
Sri Lanka
email: info@pdmo.gov.lk

ISSN 3121-4886



9 773121 488002