

**THE GOVERNMENT OF THE DEMOCRATIC  
SOCIALIST REPUBLIC OF  
SRI LANKA**



**FINANCIAL STATEMENTS OF THE GOVERNMENT  
FOR THE YEAR ENDED 31<sup>ST</sup> DECEMBER 2022**

**DEPARTMENT OF STATE ACCOUNTS  
GENERAL TREASURY  
COLOMBO-01**

## TABLE OF CONTENTS

	Page No.
1. Note to Readers	1
2. Statement of Responsibility	2
3. Statement of Financial Performance	3
4. Statement of Financial Position	4
5. Statement of Cash Flow	5
6. Statement of Changes in Net Assets / Equity	6
7. Current Year Actual vs Budget	7
8. Significant Accounting Policies	8-12
9. Time of Recording and Measurement for Presenting the Financial Statements of Government	13-14
 <b>Notes</b>	
10. Note 1-10 - Notes to the Financial Statements	15-20
11. Note 11 - Foreign Borrowings	21-27
12. Note 12 - Foreign Grants	28-29
13. Note 13 - Domestic Non-Bank Borrowings	30
14. Note 14 - Domestic Debt Repayment	30
15. Note 15 - Domestic Grants	30
16. Note 16 - Recoveries from On-Lending	31
17. Note 17 - Statement of Non-Financial Assets	32-40
18. Note 18 - Advances to Public Officers	41
19. Note 19 - Advances to Government Departments	41
20. Note 20 - Membership Fees Paid	41
21. Note 21 - On-Lending	42-43
22. Note 22 (Note 22.1-22.5) - Capital Contribution/Shareholding in the Commercial Public Corporations/State Owned Companies/Plantation Companies/ Development Banks (8468/8548)	44-49
23. Note 23 - Rent and Work Advance Account	50-54
24. Note 24 - Consolidated Fund	55
25. Note 25 - Foreign Loan Revolving Funds	55
26. Note 26 - Miscellaneous Funds	55
27. Note 27 - Net Assets Adjustments Account	55-56
28. Note 28 - Bank Balance	56
29. Note 29 - Advances from Central Bank of Sri Lanka	57
30. Note 30 - Government Borrowings	57
31. Note 30(I) - Foreign Currency Banking Unit Loan (Project) Balances (9196)	58
32. Note 30(II) - Statement of Foreign Loan Balances (8343)	59-92

33. Note 30 (III) - Foreign Currency Term Financing Facility (9190)	93
34. Note 30 (IV) - International Sovereign Bond (9194)	94
35. Note 31 - Deposits	57
36. Note 31(I) - Deposit Accounts Balances (6000 & 6003)	95
37. Note 32 - Operating Accounts With Government Departments	57
38. Note 33 - Sundry Accounts	57
39. Explanatory Notes	96-98

## **Schedules**

40. Schedule I (a) & I(b) - Statement of Bank Guarantees Issued by the General Treasury & Letters of Comfort Issued to Local Banks and the Liabilities	99-108
41. Schedule II - Statement of Capital Investment in Development Projects	109-120
42. Schedule III - Head Wise Summary of Budgetary Provision and Expenditure	121-126
43. Schedule IV- Statement of Liabilities and Commitments	127-130
44. Schedule V - Statement of Provincial Councils Revenue and Expenditure Report	131

## **Note to Readers**

Financial Statements of the Government for the year ended 31<sup>st</sup> December 2022 comprising the Statement of Financial Performance, Statement of Financial Position, Statement of Cash Flow, Statement of Changes in Net Assets / Equity, applied Accounting Policies and Notes thereto are forwarded herewith.

The Statement of Financial Position shows the assets and liabilities of the Government whereas Statement of Financial Performance shows government's affairs in relation to revenue collection and use of resources as provided by Appropriation Act No. 30 of 10<sup>th</sup> December 2021 for 2022 as amended by Act No. 21 of 09<sup>th</sup> September 2022, and Act No. 42 of 30<sup>th</sup> November 2022, of nineteen (19) Special Spending Units, twenty nine (29) Government Ministries, ninety eight (98) Government Departments and twenty five (25) District Secretariats and the way that fiscal deficit could be financed. Further, in the Financial Statements, it is reflected the financial support provided to fifty (50) Commercial Public Corporations, ninety four (94) Government Owned Companies / Plantation Companies / US Dollar Denominated Companies, one (01) Development Bank in the form of capital contribution or shareholding and also information relating to allocation of financial resources to nine (09) Provincial Councils by the Government.

As per the provisions provided under the Fiscal Management (Responsibility) Act No. 03 of 2003, Financial Statements should be prepared to reflect financial results and Financial Position of the Democratic Socialist Republic of Sri Lanka. Since these Financial Statements should be prepared in accordance with the Article 149 and 150 of the Constitution of Democratic Socialist Republic of Sri Lanka, in addition, Generally Accepted Accounting Principles could not be followed in all the time. However, in such deviations, reasons for deviation and the relevant alternate accounting policies are disclosed in the Financial Statements.

Modified cash basis accounting method is used to prepare the Financial Statements and actions are taken to include the assets and liabilities generated through the cash basis transactions in the Financial Statements whenever possible.

The Computerized Integrated Government Accounting System (CIGAS) has been further developed enabling non-financial assets are recorded in the Financial Statements, starting from the year 2015.




## Statement of Responsibility

These Financial Statements have been prepared in keeping with the provisions of the Article 149 and 150 of the Constitution of Democratic Socialist Republic of Sri Lanka, Fiscal Management (Responsibility) Act No 03 of 2003 and National Audit Act No. 19 of 2018. The Financial Statements are in compliance with Generally Accepted Accounting Principles and relevant Treasury Circulars, whereas most appropriate accounting policies are used as disclosed in the Notes to the Financial Statements.

The General Treasury is responsible for establishing and maintaining a system of internal control to provide reasonable assurance that the transactions are effected within statutory authority and use of allocations provided by Appropriation Act or any other Law are properly recorded.

The accompanying "Statement of Accounting Policies" and "Notes to the Financial Statements" form an integral part of these Financial Statements. The designated authority in preparation and presentation of these Financial Statements is Department of State Accounts.



W.A. Samantha Upananda  
Director General  
Department of State Accounts



K.M. Mahinda Siriwardana  
Secretary, Ministry of Finance,  
Economic Stabilization and National  
Policies, and Secretary to the Treasury

General Treasury  
Colombo - 01

23 March, 2023


**Statement of Financial Performance  
for the year ended 31st December 2022**


	Note	Actual 2022 Rs.	2021 Rs.
<b>REVENUE</b>			
<b>Tax Revenue</b>		<b>1,751,132,076,743</b>	<b>1,298,019,059,952</b>
Income Tax	1	534,020,830,117	302,115,199,047
Taxes on Domestic Goods & Services	2	872,866,921,923	643,085,821,017
Taxes on International Trade	3	344,244,324,703	352,818,039,888
<b>Non Tax Revenue &amp; Others</b>	<b>4</b>	<b>247,656,485,315</b>	<b>168,882,688,007</b>
<b>TOTAL REVENUE (a)</b>		<b>1,998,788,562,058</b>	<b>1,466,901,747,959</b>
<b>Less : EXPENDITURE</b>			
Salaries, Wages and Other Employment Benefits	5	712,944,725,052	611,993,870,409
Other Goods & Services	6	239,834,649,098	218,380,545,886
Subsidies, Grants and Transfers	7	1,021,054,450,565	878,372,338,301
Interest Payments	8	1,565,189,627,374	1,048,382,440,515
Other Recurrent Expenditure	9	213,436,451	213,890,682
<b>Total Recurrent Expenditure (b)</b>		<b>3,539,236,888,540</b>	<b>2,757,343,085,792</b>
<b>REVENUE DEFICIT (a) - (b)</b>		<b>1,540,448,326,483</b>	<b>1,290,441,337,833</b>
<b>Public Investments</b>	<b>10</b>	<b>1,014,292,931,441</b>	<b>789,636,210,652</b>
<b>BUDGET DEFICIT</b>		<b>2,554,741,257,924</b>	<b>2,080,077,548,485</b>
<b>FINANCING THE BUDGET DEFICIT</b>			
Foreign Borrowings	11	783,326,415,649	516,606,370,092
Foreign Debt Repayments		(358,504,739,872)	(530,507,831,086)
<b>NET FOREIGN BORROWINGS</b>		<b>424,821,675,777</b>	<b>(13,901,460,995)</b>
Foreign Grants	12	33,402,403,963	6,739,545,252
<b>TOTAL FOREIGN FINANCING</b>		<b>458,224,079,740</b>	<b>(7,161,915,743)</b>
Domestic Borrowings	13	4,218,528,886,900	2,519,420,543,584
Domestic Debt Repayments	14	(1,073,950,438,577)	(801,708,208,303)
<b>NET DOMESTIC BORROWINGS</b>		<b>3,144,578,448,323</b>	<b>1,717,712,335,281</b>
Domestic Grants	15	2,645,500	-
Recoveries from On-lending	16	60,482,742,905	15,155,729,205
Sale of Capital Assets		584,212,972	188,384,750
Net Change in Deposit Accounts and Liabilities		(294,583,038,486)	19,598,069,646
(Increase)/ Decrease in Cash & Cash Equivalents		(769,547,833,029)	334,584,945,346
<b>TOTAL FINANCING</b>		<b>2,554,741,257,924</b>	<b>2,080,077,548,485</b>

**Statement of Financial Position**  
**as at 31<sup>st</sup> December 2022**

	Note	Actual 2022 Rs	2021 Rs
<b>Non Financial Assets (a)</b>	<b>17</b>	<b>2,093,287,997,716</b>	<b>1,850,007,342,256</b>
Lands		1,010,203,611,484	992,116,029,261
Buildings		375,071,254,691	348,232,804,726
Other Assets		708,013,131,541	509,658,508,269
<b>Financial Assets (b)</b>		<b>2,710,511,445,614</b>	<b>988,010,842,020</b>
Advances to Public Officers	18	30,469,406,491	31,356,235,383
Advances to Government Departments	19	16,093,892,983	15,727,677,353
Membership Fees	20	2,900,368,322	2,900,368,322
On Lending	21	491,552,273,430	173,491,458,394
Capital Contributions to State Owned Enterprises	22	2,165,981,657,905	760,777,405,378
Rent & Work Advance	23	1,666,563,995	2,256,451,263
Stamps Stock Account		1,847,282,488	1,501,245,927
<b>Total Assets (c)=(a)+(b)</b>		<b>4,803,799,443,330</b>	<b>2,838,018,184,276</b>
<b>Statutory &amp; Other Funds (d)</b>		<b>(22,477,362,524,574)</b>	<b>(14,979,010,260,682)</b>
Consolidated Fund	24	73,639,939,070	(990,490,932,444)
Contingency Fund		500,000,000	500,000,000
Foreign Loan Revolving Funds	25	72,489,344,533	48,852,791,091
Miscellaneous Funds	26	2,807,316,389	2,426,012,245
Net Assets Adjustment Account	27	(22,626,799,124,566)	(14,040,298,131,574)
<b>Liabilities (e)</b>		<b>27,281,161,967,904</b>	<b>17,817,028,444,958</b>
Bank Balance	28	28,905,752,213	798,453,585,243
Advance from the Central Bank	29	235,638,700,400	150,128,800,400
Government Borrowings	30	27,379,287,617,613	16,826,830,788,866
Deposits	31	101,151,327,336	82,313,142,224
Accounts Operating with Government Departments	32	(478,331,952,972)	(14,137,207,250)
Sundry Accounts	33	14,510,523,313	(26,560,664,524)
<b>Total Funds and Liabilities (f)=(d)+(e)</b>		<b>4,803,799,443,330</b>	<b>2,838,018,184,276</b>

The Financial Statements are in compliance with Generally Accepted Accounting Principles and relevant Treasury Circulars, whereas most appropriate accounting policies are used as disclosed in the Notes to the Financial Statements.

  
W.A. Samantha Upananda  
Director General  
Department of State Accounts

  
K.M. Mahinda Siriwardana  
Secretary, Ministry of Finance, Economic  
Stabilization and National Policies, and  
Secretary to the Treasury

**Statement of Cash Flow  
for the year ended 31st December 2022**

<b>Total Budget Estimate 2022</b>		<b>Actual 2022 Rs.</b>	<b>Actual 2021 Rs.</b>
	<b><u>Cash Flow from Operating Activities</u></b>		
1,852,000,000,000	Tax Receipts	1,751,132,076,743	1,298,019,059,952
60,885,000,000	Fees, Fines, Penalties and Licenses	65,917,167,274	39,199,989,240
34,700,000,000	Profits	22,004,727,426	25,918,973,952
141,115,000,000	Other Receipts	146,321,290,402	92,625,878,430
-	Advances to Public Officers	886,828,892	257,488,840
-	Advances to Government Departments	-	55,397,250
-	Deposits	18,838,185,112	4,059,864,141
-	Accounts Operating with Government Departments	-	25,258,647,012
-	Sundry Accounts	41,071,187,837	84,494,311
<b>2,088,700,000,000</b>	<b>Total Cash flow from Operating Activities (a)</b>	<b>2,046,171,463,688</b>	<b>1,485,479,793,128</b>
	<b><u>Less - Cash disbursed for:</u></b>		
1,012,440,658,365	Personal Emoluments & Operating Payments	952,779,374,151	830,374,416,294
1,147,780,882,824	Subsidies & Transfer Payments	1,021,054,450,565	878,372,338,301
1,429,479,838,000	Finance Costs	1,565,403,063,825	1,048,596,331,197
-	Advances to Government Departments	366,215,630	-
-	Stamps Stock Account	346,036,561	162,610,162
	Accounts Operating with Government Departments	464,194,745,722	-
<b>3,589,701,379,189</b>	<b>Total Cash disbursed for Operating Activities (b)</b>	<b>4,004,143,886,453</b>	<b>2,757,505,695,954</b>
<b>(1,501,001,379,189)</b>	<b>NET CASH FLOWS FROM OPERATING ACTIVITIES (c)=(a)-( b)</b>	<b>(1,957,972,422,765)</b>	<b>(1,272,025,902,826)</b>
	<b><u>Cash Flows from Investing Activities</u></b>		
7,000,000,000	Interest	7,325,545,826	6,465,927,143
6,300,000,000	Dividends	6,087,754,385	4,671,919,242
700,000,000	Divestiture Proceeds & Sale of Physical Assets	584,212,972	188,384,750
271,000,000,000	Recoveries from On Lending	60,482,742,905	15,155,729,205
<b>285,000,000,000</b>	<b>Total Cash flow from Investing Activities (d)</b>	<b>74,480,256,089</b>	<b>26,481,960,340</b>
	<b><u>Less - Cash disbursed for:</u></b>		
1,180,382,539,009	Purchase or Construction of Physical Assets & Acquisition of Other Investment	1,014,292,931,441	789,636,210,652
<b>1,180,382,539,009</b>	<b>Total Cash disbursed for Investing Activities (e)</b>	<b>1,014,292,931,441</b>	<b>789,636,210,652</b>
<b>(895,382,539,009)</b>	<b>NET CASH FLOW FROM INVESTING ACTIVITIES (f)=(d) - (e)</b>	<b>(939,812,675,353)</b>	<b>(763,154,250,312)</b>
<b>(2,396,383,918,199)</b>	<b>NET CASH FLOW FROM OPERATING &amp; INVESTMENT ACTIVITIES (g)=(c) + (f)</b>	<b>(2,897,785,098,118)</b>	<b>(2,035,180,153,138)</b>
	<b><u>Cash Flow from Financing Activities</u></b>		
2,472,242,400,590	Local Borrowings	4,218,528,886,900	2,519,420,543,584
785,083,995,745	Foreign Borrowings	783,326,415,649	516,606,370,092
10,000,000,000	Grants Received	33,405,049,463	6,739,545,252
-	Foreign Loan Revolving Funds	23,636,553,442	-
-	Miscellaneous Funds	381,304,143	381,689,949
-	Advance from the Central Bank	85,509,900,000	-
<b>3,267,326,396,335</b>	<b>Total Cash flow from Financing Activities (h)</b>	<b>5,144,788,109,597</b>	<b>3,043,148,148,877</b>
	<b><u>Less - Cash disbursed for:</u></b>		
1,135,470,000,000	Repayment of Local Borrowings	1,073,950,438,577	801,708,208,303
375,000,000,000	Repayment of Foreign Borrowings	358,504,739,872	530,507,831,086
-	Foreign Loan Revolving Funds	-	7,386,630,695
-	Advance from the Central Bank	-	2,950,271,000
-	Conversion of Domestic Term Loan Facility to Treasury Bills	45,000,000,000	-
<b>1,510,470,000,000</b>	<b>Total Cash disbursed for Financing Activities (i)</b>	<b>1,477,455,178,450</b>	<b>1,342,552,941,085</b>
<b>1,756,856,396,335</b>	<b>NET CASH FLOW FROM FINANCING ACTIVITIES (j)=(h) - (i)</b>	<b>3,667,332,931,147</b>	<b>1,700,595,207,792</b>
<b>(639,527,521,864)</b>	<b>Net movement in Cash (k)=(g) + (j)</b>	<b>769,547,833,029</b>	<b>(334,584,945,346)</b>
	<b>Opening Cash Balance as at 01<sup>st</sup> January</b>	<b>(798,453,585,243)</b>	<b>(463,868,639,897)</b>
	<b>Closing Cash Balance as at 31<sup>st</sup> December</b>	<b>(28,905,752,213)</b>	<b>(798,453,585,243)</b>

**Statement of Changes in Net Assets / Equity**  
**for the year ended 31<sup>st</sup> December 2022**

Rs.

Description	Attributable to Government Entities				Total Net Assets / Equity
	Consolidated Fund	Contingency Fund	Foreign Loan Revolving Fund	Miscellaneous Funds	
<b>Balance as at 31<sup>st</sup> December 2020</b>	(636,307,917,453)	500,000,000	56,239,421,786	2,044,322,296	(577,524,173,371)
	<b>(636,307,917,453)</b>	<b>500,000,000</b>	<b>56,239,421,786</b>	<b>2,044,322,296</b>	<b>(577,524,173,371)</b>
<i>Changes in Net Assets/Equity for 2021</i>					
Net Change in Consolidated Fund	(354,183,014,992)				(354,183,014,992)
Net Change in Contingency Fund		-			-
Net Change in Foreign Loan Revolving Fund			(7,386,630,695)		(7,386,630,695)
Net Change in Miscellaneous Funds				381,689,949	381,689,949
<b>Balance as at 31<sup>st</sup> December 2021</b>	<b>(990,490,932,444)</b>	<b>500,000,000</b>	<b>48,852,791,091</b>	<b>2,426,012,245</b>	<b>(938,712,129,108)</b>
<i>Changes in Net Assets/Equity for 2022</i>					
Net Change in Consolidated Fund	1,064,130,871,515				1,064,130,871,515
Net Change in Contingency Fund		-			-
Net Change in Foreign Loan Revolving Fund			23,636,553,442		23,636,553,442
Net Change in Miscellaneous Funds				381,304,143	381,304,143
<b>Balance as at 31<sup>st</sup> December 2022</b>	<b>73,639,939,070</b>	<b>500,000,000</b>	<b>72,489,344,533</b>	<b>2,807,316,388</b>	<b>149,436,599,992</b>



## Current Year Actual vs Budget

Rs. '000

	Original Budget	Revised Budget	Actual	Variance	%
<b>Revenue</b>					
<b>Tax Revenue</b>	<b>1,987,000,000</b>	<b>1,852,000,000</b>	<b>1,751,132,077</b>	<b>100,867,923</b>	<b>5</b>
Income Tax	496,000,000	558,000,000	534,020,830	23,979,170	4
Taxes on Domestic Goods & Services	1,027,960,000	968,968,000	872,866,922	96,101,078	10
Taxes on International Trade	463,040,000	325,032,000	344,244,325	(19,212,325)	-6
<b>Non Tax Revenue &amp; Others</b>	<b>244,000,000</b>	<b>250,000,000</b>	<b>247,656,485</b>	<b>2,343,515</b>	<b>1</b>
<b>Foreign Grants</b>	<b>10,000,000</b>	<b>9,900,000</b>	<b>33,402,404</b>	<b>(23,502,404)</b>	<b>-237</b>
<b>Domestic Grants</b>	<b>-</b>	<b>100,000</b>	<b>2,646</b>	<b>97,355</b>	<b>97</b>
<b>Recoveries from On-lending</b>	<b>19,000,000</b>	<b>271,000,000</b>	<b>60,482,743</b>	<b>210,517,257</b>	<b>78</b>
<b>Sale of Capital Assets</b>	<b>500,000</b>	<b>700,000</b>	<b>584,213</b>	<b>115,787</b>	<b>17</b>
<b>Total Revenue</b>	<b>2,260,500,000</b>	<b>2,383,700,000</b>	<b>2,093,257,922</b>	<b>290,342,078</b>	<b>12</b>
<b>Expenditure</b>					
Salaries, Wages and Other Employment Benefits	739,601,934	731,474,117	712,944,725	18,529,392	97
Other Goods & Services	255,644,580	280,966,541	239,834,649	41,131,892	85
Subsidies, Grants and Transfers	1,211,226,685	1,147,780,883	1,021,054,451	126,726,432	89
Interest Payments	1,379,349,984	1,630,349,984	1,565,189,627	65,160,357	96
Other Recurrent Expenditure	50,129,854	926,480	213,436	713,043	23
<b>Total Recurrent Expenditure</b>	<b>3,635,953,037</b>	<b>3,791,498,005</b>	<b>3,539,236,889</b>	<b>252,261,117</b>	<b>93</b>
<b>Public Investments</b>	<b>1,084,926,963</b>	<b>1,180,382,539</b>	<b>1,014,292,931</b>	<b>166,089,608</b>	<b>86</b>
<b>Foreign Debt Repayments</b>	<b>375,000,000</b>	<b>375,000,000</b>	<b>358,504,740</b>	<b>16,495,260</b>	<b>96</b>
<b>Domestic Debt Repayments</b>	<b>1,135,470,000</b>	<b>1,135,470,000</b>	<b>1,073,950,439</b>	<b>61,519,561</b>	<b>95</b>
<b>Total Expenditure</b>	<b>6,231,350,000</b>	<b>6,482,350,544</b>	<b>5,985,984,998</b>	<b>496,365,546</b>	<b>92</b>

## **Significant Accounting Policies**

### **Reporting Entity**

These Financial Statements of the Government encompass the Reporting Entity of the Government comprising of Government Ministries, Departments, Special Spending Units and District Secretariats. However, Commercial Public Corporations, State Owned Enterprises and Government Owned Companies or other Companies and Statutory Boards, are not covered in these Financial Statements. Cash outflows from Government to those entities taken place during the reporting period and the Government's total interest in the Commercial Public Corporations, State Owned Enterprises and Government owned Companies or other Companies held in the form of equity and loans are taken into consideration. The Revenue and Expenditure of Provincial Councils are not considered as a part of these Financial Statements, since there is no significant control by the Government over the financial and operating activities of Provincial Councils.

The Financial Statements of the Government for the year ended 31 December 2022 were authorized for issue by the Department of State Accounts.

### **Basis of Preparation**

These Financial Statements have been prepared on the historical cost convention in conformity with Generally Accepted Accounting Principles. Historical cost basis has been adopted for measurement while adopting modified cash based accounting for reporting.

The Cash Flow Statement is prepared using the direct method.

All financial information presented in Sri Lankan Rupees has been rounded to the nearest rupee, except where indicated otherwise.

### **Reporting Period**

The reporting period of these Financial Statements is from 1<sup>st</sup> of January 2022 to 31<sup>st</sup> December 2022.

## **Basis of Consolidation**

Expenditure incurred and revenue collected under revenue codes specified in the budget classification by respective Ministries and Departments in the form of financial assets, liabilities, revenue and expenditure are reported using same classification codes for preparation of consolidated accounts.

## **Revenue**

The Government provides non-income generating goods, services and benefits to the general public. The revenue is raised by way of taxes, levies, fees and charges imposed under various statutes approved by Parliament to finance the expenditure incurred on provision of such goods, services and benefits. All revenue, so collected through relevant Ministries and Departments are identified and accounted at the time of collection. Investment income is accounted for the period during which such income is actually collected.

## **Premiums and Discounts**

Premiums and discounts on issue of debt instruments are adjusted against the cost of borrowings.

## **Expenses**

All expenses are accounted in the period in which payments have been made.

## **Foreign Currency Transactions**

Foreign Currency Transactions are converted into Sri Lanka Rupees using the exchange rate prevailed on the date of the transaction. Exchange differences arising from the settlement of these transactions are duly accounted through corresponding main ledger accounts.

## **Investments**

Value of the Government's equity investments in State Owned Enterprises is recorded at cost and shown separately in the Financial Statements. However, investments in



Statutory Boards are not separately identified and disclosed since such entities are relying on the Government for their recurrent and capital expenditure requirements similar to those of the other Government Departments.

## **Borrowings**

In the Statement of Financial Position, all local borrowings are recorded at cost. Since foreign borrowings are subject to change in exchange rates, foreign monetary liabilities are converted to Sri Lanka Rupees using exchange rates prevailed at the end of the reporting period. Statement of individual loan details are shown in the Note - 30(I) and 30(II).

## **Employee Entitlements**

Employee entitlements to salaries and wages, pre-retirement leave and other similar benefits have been recorded when they actually accrue to or utilized by the employees. Retired Government employee entitlements for pension payments are also recorded on the same basis.

## **Contingent Liabilities & Commitments**

Contingent Liabilities and Commitments are recorded at the point of contingency or commitment is evident. Rs. 1,292,180,874,993 was recorded in 2022 and Rs. 1,583,335,901,659 was recorded in 2021. (Schedule I)

## **Comparatives**

To ensure consistency with the current period and classification method adopted in making a fair presentation of financial information, comparative figures have been restated where appropriate.

## **Bank Balance**

The Bank Balance comprises of all favorable and unfavorable cash book balances for the bank accounts operated in the name of the Deputy Secretary to the Treasury, sum of unsettled imprest balances of Ministries and Departments which are treated as cash in

transit and Rupee equivalent amount of all foreign currency bank accounts balances as at end of the reporting period. When there is an Over Draft, it is considered for the Borrowing Limit of the respective year.

## **Non-Financial Assets**

All non-financial assets i.e. Property, Plant and Equipment is recognized at cost or grant value. The cost includes expenditure that is directly attributable to the acquisition of the items.

In a situation, where an assets is acquired in a non-exchange transaction on free of charge or nominal consideration, the asset is initially measured at its grant value or cost. The corresponding credit is recognized as income in the statements of Financial Performance unless there are conditions on the assets' use.

Capital work in progress includes cost of buildings under development as at the Balance Sheet date.

The Government derecognizes items of Property, Plant and Equipment upon disposal. The sales proceeds received upon disposal of non-financial assets is recognized as revenue.

## **Leases**

The Government as a lessee, finance lease are leases that transfer substantially all the risk and benefits incidental to ownership of the leased asset to the Government. Assets held under a finance lease are capitalized at the commencement of the lease at the value of the leased asset. The Government also recognizes the associated lease liability at the inception of the lease.

Operating leases are leases that do not transfer substantially all the risks and benefits incidental to ownership of the leased item to the Government. Operating lease made during the year are recognized as an operating expense in the Financial Performance Statement on cash basis over the lease term.

## **Intangible Assets**

Intangible assets which are acquired separately are initially recognized at cost. The cost of intangible assets acquired in a non-exchange transaction is considered at their cost or grant value at the date of exchange and subsequently such intangible assets are carried at cost.

## **Advances**

Advances consist of advances to Public Officers of the Government and provincial councils and to Government Departments through the treasury authorized advance account which is recognized on cash basis.

## **Sundry Accounts**

Sundry Accounts consist of main ledger accounts operated for special purposes.

## **Advances from the Central Bank**

Advances from the Central Bank are consist of advances held by the Government under the Monetary Law Act.

## Time of Recording and Measurement for Presenting the Financial Statements of Government

### Statement of Financial Performance

Accounting Caption	Presented	Time of Recording	Measurement
Revenue (for current and past years)	Yes	Cash Accounting	Historical Cost Method
Expenditure (for current and past year)	Yes	Cash Accounting	Historical Cost Method
Surplus or Deficit (for current and past year)	Yes	Cash Accounting	Historical Cost Method
Depreciation	N/A	N/A	N/A

### Statement of Financial Position

Accounting Caption	Presented	Time of Recording	Measurement
Property, Plant and Equipment	Yes	Modify Cash	Historical Cost Method

Investment Property	N/A	N/A	N/A
Intangible Assets	Yes	Modify Cash	Historical Cost Method
Financial Assets	Yes	Modify Cash	Historical Cost Method
Investment Recognized Using the Equity Method	Yes	Modify Cash	Historical Cost Method
Recoverable	N/A	N/A	N/A
Cash & Cash Equivalents	Yes	Cash Accounting	Historical Cost Method
Financial Liabilities	Yes	Modify Cash	Historical Cost Method
Provisions	N/A	N/A	N/A
Contingent Liabilities	N/A	N/A	N/A
Net Assets/Equity	Yes	Modify Cash	Historical Cost Method

**Notes to the Financial Statements**

<u>Total Budget Estimate</u>	<u>Revenue</u>	<u>Revenue Title</u>	<u>Actual Revenue</u>	
<u>2022</u>	<u>Code</u>		<u>2022</u>	<u>2021</u>
Rs.			Rs.	Rs.
<b><u>NOTE - 1 INCOME TAX</u></b>				
471,000,000,000	1004.01.01	Income Tax	453,905,241,708	249,836,958,394
1,000,000,000	1004.01.02	Dividend Tax	250,702,924	483,446,628
3,000,000,000	1004.01.03	Remittance Tax	1,001,848,659	1,510,442,259
<b>475,000,000,000</b>	<b>1004.01.00</b>	<b>Total Corporate Tax (a)</b>	<b>455,157,793,290</b>	<b>251,830,847,280</b>
<b>35,000,000,000</b>	<b>1004.02.01</b>	<b>PAYE</b>	<b>25,546,114,363</b>	<b>15,352,750,512</b>
<b>18,000,000,000</b>	<b>1004.02.99</b>	<b>Other</b>	<b>23,991,056,550</b>	<b>20,950,495,642</b>
<b>25,000,000,000</b>	<b>1004.03.00</b>	<b>Withholding Tax</b>	<b>19,838,833,378</b>	<b>12,410,497,839</b>
10,000,000,000	1004.03.01	On Interest	320,626,859	355,769,899
15,000,000,000	1004.03.99	On Fees & Other	19,518,206,519	12,054,727,940
-	<b>1004.04.00</b>	<b>Economic Service Charge</b>	<b>201,752,669</b>	<b>728,114,581</b>
-	1004.04.01	Domestic	174,028,987	685,452,346
-	1004.04.02	Imports	27,723,682	42,662,235
<b>1,100,000,000</b>	<b>1004.05.00</b>	<b>Capital Gain Tax</b>	<b>5,315,389,458</b>	<b>667,876,234</b>
<b>3,900,000,000</b>	<b>1004.06.00</b>	<b>Tax on Voluntary Disclosure</b>	<b>3,969,890,410</b>	<b>174,616,959</b>
<b>83,000,000,000</b>	<b>1004.02.00</b>	<b>Total Non-Corporate Tax (b)</b>	<b>78,863,036,827</b>	<b>50,284,351,766</b>
<b>558,000,000,000</b>		<b>Total Income Tax (a+b)</b>	<b>534,020,830,117</b>	<b>302,115,199,047</b>
<b><u>NOTE - 2 TAXES ON DOMESTIC GOODS &amp; SERVICES</u></b>				
<b>533,000,000,000</b>	<b>1002.01.00</b>	<b>Value Added Tax</b>	<b>463,071,659,532</b>	<b>308,213,044,594</b>
75,000,000,000	1002.01.01	Financial Services	63,468,269,737	67,317,686,840
161,000,000,000	1002.01.02	Other Services	116,010,177,196	78,509,090,906
81,000,000,000	1002.01.03	Manufacturing	112,140,773,801	39,635,391,764
216,000,000,000	1002.01.04	Imports	171,452,438,798	122,750,875,084
-	<b>1002.02.00</b>	<b>Goods and Services Tax</b>	-	<b>244,534</b>
-	1002.02.01	Services	-	226,963
-	1002.02.02	Manufacturing	-	17,571
-	<b>1002.03.00</b>	<b>National Security Levy</b>	<b>11,309,942</b>	<b>322,006</b>
-	1002.03.01	Services	11,309,942	322,006
<b>185,000,000,000</b>	<b>1002.04.00</b>	<b>Excise (Ordinance) Duty</b>	<b>165,187,536,555</b>	<b>138,637,149,955</b>
185,000,000,000	1002.04.01	Liquor	165,187,536,555	138,637,149,955
<b>189,000,000,000</b>	<b>1002.05.00</b>	<b>Excise (Special Provisions) Duty</b>	<b>177,335,591,602</b>	<b>168,224,272,972</b>
110,000,000,000	1002.05.01	Cigarettes	104,160,061,906	88,538,841,088
55,000,000,000	1002.05.03	Petroleum Products	53,073,534,123	55,339,152,821
18,000,000,000	1002.05.04	Motor Vehicles	14,503,582,079	18,112,683,180
6,000,000,000	1002.05.99	Other	5,598,413,494	6,233,595,883
<b>36,000,000</b>	<b>1002.06.00</b>	<b>Tobacco Tax</b>	<b>39,488,794</b>	<b>37,023,211</b>
-	<b>1002.09.00</b>	<b>Turnover Tax</b>	<b>7,473,447</b>	<b>18,742,858</b>
-	<b>1002.10.00</b>	<b>Social Responsibility Levy</b>	-	<b>5,820</b>
<b>16,000,000,000</b>	<b>1002.11.00</b>	<b>Telecommunication Levy</b>	<b>14,995,182,044</b>	<b>12,839,826,732</b>
-	<b>1002.12.00</b>	<b>Nation Building Tax</b>	<b>413,427,560</b>	<b>433,734,254</b>
-	1002.12.01	Services	332,880,335	273,030,817
-	1002.12.02	Manufacturing	19,403,725	81,590,738
-	1002.12.03	Imports	61,143,500	79,112,699
<b>262,000,000</b>	<b>1002.13.00</b>	<b>Tele dramas, Films and Commercials Levy</b>	<b>215,020,000</b>	<b>438,470,000</b>
<b>1,500,000,000</b>	<b>1002.14.00</b>	<b>Cellular Tower Levy</b>	<b>1,540,379,201</b>	<b>1,432,520,834</b>

**Notes to the Financial Statements**

<u>Total Budget</u>		<u>Revenue Title</u>	<u>Actual Revenue</u>	
<u>Estimate</u>	<u>Revenue</u>			
<u>2022</u>	<u>Code</u>		<u>2022</u>	2021
Rs.			Rs.	Rs.
450,000,000	1002.15.00	SMS Advertising Levy	220,075,482	430,294,304
35,000,000,000	1002.16.00	Social Security Contribution Levy	36,111,030,506	-
6,000,000,000	1003.00.00	License Taxes and Other	10,792,545,942	10,122,059,935
1,000,000,000	1003.01.00	Luxury Motor Vehicle Tax	1,331,926,748	1,217,807,846
2,000,000,000	1003.03.00	Betting & Gaming Levy	5,244,762,337	1,939,352,796
3,000,000,000	1003.04.00	Share Transaction Levy	4,215,856,857	6,964,477,149
-	1003.05.00	Construction Industry Guarantee Fund Levy	-	422,144
2,699,000,000	1003.07.00	Other Licenses	2,905,290,759	2,230,320,811
2,100,000,000	1003.07.02	Registration Fees Relevant to the Department of	2,166,590,031	1,707,162,817
130,000,000	1003.07.03	Private Timber Transport	133,201,789	126,523,836
30,000,000	1003.07.04	Tax on Sale of Motor Vehicles	32,755,603	56,288,899
22,000,000	1003.07.05	License Fees Relevant to the Ministry of Defence	42,416,904	24,085,658
160,300,000	1003.07.06	License Fees Relevant to the Dept. of Fisheries &	185,602,364	64,606,538
-	1003.07.08	Company Registration Levy	-	330,000
-	1003.07.09	Carbon Tax	9,104,097	16,795,744
106,000,000	1003.07.10	Vehicle Entitlement Levy	108,004,802	75,703,249
-	1003.07.11	Debt Repayment Levy	81,798,840	7,565,402
150,700,000	1003.07.99	Other	145,816,328	151,258,669
9,500,000	1003.08.00	Fees Under the Certificate to be Granted Yearly to Notary Registrar of the High Court	10,182,454	5,540,875
11,000,000	1003.10.00	Migrating Tax	10,728,103	17,032,375
500,000	1003.11.00	Remittance Fee	-	5,214,948
968,968,000,000		Total Taxes on Domestic Goods & Services	872,866,921,923	643,085,821,017
<b>NOTE - 3 TAXES ON INTERNATIONAL TRADE</b>				
42,000,000,000	1001.01.00	Import Duties	50,009,441,350	64,339,318,422
32,000,000	1001.02.00	Export Duties	41,318,861	47,422,019
3,000,000,000	1001.03.00	Import & Export Licenses Fees	3,086,778,409	2,934,678,721
177,000,000,000	1001.04.00	Ports & Airports Development Levy	180,595,424,536	154,125,248,777
68,000,000,000	1001.05.00	Cess Levy	70,317,622,393	75,543,498,942
66,000,000,000	1001.05.01	Import Cess Levy	68,075,067,309	73,320,213,280
2,000,000,000	1001.05.02	Export Cess Levy	2,242,555,084	2,223,285,662
35,000,000,000	1001.08.00	Special Commodity Levy	40,193,739,154	55,827,873,007
325,032,000,000		Total Revenue from Taxes on International Trade	344,244,324,703	352,818,039,888
1,852,000,000,000		Total Tax Revenue	1,751,132,076,743	1,298,019,059,952
<b>NOTE - 4 NON-TAX REVENUE AND OTHERS</b>				
18,147,000,000	2001.00.00	Revenue from Departmental Enterprises (a)	19,916,735,341	10,014,652,890
8,900,000,000	2001.01.00	Railways	10,335,603,441	2,678,724,988
9,100,000,000	2001.02.00	Postal	9,268,542,792	7,152,220,923
80,000,000	2001.03.00	Stores Advance Accounts (Explosive Items )	247,000,000	110,000,000
67,000,000	2001.04.00	Prisons Industrial and Agricultural Advance Account	65,589,108	73,706,979
55,000,000,000	2002.00.00	Return on Government Assets (b)	41,279,734,766	42,146,717,771
7,000,000,000	2002.01.00	Rent	5,861,707,128	5,089,897,433
1,300,000,000	2002.01.01	Rent on Government Building & Housing	1,504,677,796	1,288,512,491
3,000,000,000	2002.01.02	Rent on Crown Forests	2,081,315,722	1,183,922,361
100,000,000	2002.01.03	Rent from Land and Other	113,025,610	105,312,901

**Notes to the Financial Statements**

<u>Total Budget</u>			<u>Actual Revenue</u>	
<u>Estimate</u>	<u>Revenue</u>	<u>Revenue Title</u>		
<u>2022</u>	<u>Code</u>		<u>2022</u>	<u>2021</u>
<u>Rs.</u>			<u>Rs.</u>	<u>Rs.</u>
1,400,000,000	2002.01.04	Lease Rental from Regional Plantation Companies	1,216,494,535	1,096,941,065
1,200,000,000	2002.01.99	Other Rental	946,193,464	1,415,208,615
<b>7,000,000,000</b>	<b>2002.02.00</b>	<b>Interest</b>	<b>7,325,545,826</b>	<b>6,465,927,143</b>
5,450,000,000	2002.02.01	On-Lending	5,597,585,565	5,019,894,636
1,550,000,000	2002.02.99	Other	1,727,960,261	1,446,032,507
<b>34,700,000,000</b>	<b>2002.03.00</b>	<b>Profits</b>	<b>22,004,727,426</b>	<b>25,918,973,952</b>
<b>6,300,000,000</b>	<b>2002.04.00</b>	<b>Dividends</b>	<b>6,087,754,385</b>	<b>4,671,919,242</b>
<b>105,153,000,000</b>	<b>2003.00.00</b>	<b>Sale Proceeds &amp; Charges (c)</b>	<b>115,145,566,883</b>	<b>63,807,299,246</b>
<b>90,000,000</b>	<b>2003.01.00</b>	<b>Departmental Sales</b>	<b>119,168,958</b>	<b>97,730,681</b>
<b>54,644,000,000</b>	<b>2003.02.00</b>	<b>Administrative Fees &amp; Charges</b>	<b>64,202,561,363</b>	<b>28,175,701,055</b>
300,000,000	2003.02.01	Audit Fees	489,581,029	348,678,099
431,000,000	2003.02.03	Fees Under Registration of Persons	552,262,863	198,886,160
300,000,000	2003.02.04	Fees of Department of Survey	319,289,778	408,123,680
800,000,000	2003.02.05	Service Charges of Government Press	928,554,129	756,670,731
18,000,000	2003.02.06	Fees Under the Fauna & Flora Protection Ordinance	26,791,472	17,417,277
23,500,000,000	2003.02.07	Fees of Passports, Visas & Dual Citizenship	23,834,534,358	8,663,181,641
16,500,000,000	2003.02.08	Embarkation Levy	22,248,864,840	3,350,052,053
83,000,000	2003.02.09	Fees of Department of Valuation	234,658,165	115,316,600
242,000,000	2003.02.10	Fees of Registrar of Companies	128,132,962	119,840,939
65,000,000	2003.02.11	Legal Fees from Corporations & Statutory Bodies	108,727,032	143,779,404
45,000,000	2003.02.12	Fees Recovered Under the Public Contract Act	29,066,000	50,344,000
100,000,000	2003.02.13	Examinations & Other Fees	69,225,436	281,757,367
7,000,000,000	2003.02.14	Fees Under the Motor Traffic Act & Other Receipts	6,554,422,058	6,417,147,456
-	2003.02.15	Registration Fees on Motor Vehicle Transfers Under	77	1,071,398
15,000,000	2003.02.16	Air craft Rentals	14,591,537	10,574,308
147,000,000	2003.02.17	Fee on Local Sale of Garments	196,200,390	144,681,585
600,000,000	2003.02.18	Fees Relevant to the Department of Agriculture	783,736,614	567,969,837
300,000,000	2003.02.19	Fees Relevant to the Botanical Gardens	388,379,319	135,038,572
198,000,000	2003.02.21	Fees Relevant to the Ministry of Petroleum Industries	187,216,484	225,267,081
-	2003.02.22	Merchant Shipping Secretariat Fees	49,745,845	-
-	2003.02.23	Casino Licence Fees	2,000,000,000	-
4,000,000,000	2003.02.99	Sundries	5,058,580,975	6,219,902,866
<b>3,656,000,000</b>	<b>2003.03.00</b>	<b>Fines and Forfeits</b>	<b>6,387,050,559</b>	<b>5,749,186,542</b>
2,056,000,000	2003.03.01	Fines and Forfeits - Customs	4,549,141,645	4,091,286,910
1,600,000,000	2003.03.02	Fines and Forfeits - Other	1,837,908,914	1,657,899,632
-	<b>2003.04.00</b>	<b>Public Officer's Motor Cycle Premium</b>	<b>909,850</b>	<b>2,910,000</b>
<b>23,100,000,000</b>	<b>2003.05.00</b>	<b>Treasury Bonds Premium</b>	<b>22,648,682,855</b>	<b>14,852,720,870</b>
<b>4,053,000,000</b>	<b>2003.06.00</b>	<b>Revenue from the United Nations' Peacekeeping Operations</b>	<b>2,447,153,974</b>	<b>6,309,683,670</b>
<b>310,000,000</b>	<b>2003.07.00</b>	<b>Programme for Purchasing of Paddy</b>	<b>219,195,182</b>	<b>453,206,587</b>
<b>1,300,000,000</b>	<b>2003.08.00</b>	<b>Sale of Hydro Power</b>	<b>59,974,294</b>	<b>538,063,129</b>
<b>18,000,000,000</b>	<b>2003.99.00</b>	<b>Other Receipts</b>	<b>19,060,869,849</b>	<b>7,628,096,711</b>
<b>37,000,000,000</b>	<b>2004.00.00</b>	<b>Social Security Contributions (d)</b>	<b>37,415,664,245</b>	<b>34,618,641,924</b>
24,000,000,000	2004.01.00	Central Government	23,872,352,903	22,574,815,424
13,000,000,000	2004.02.00	Provincial Councils	13,543,311,342	12,043,826,499



# Notes to the Financial Statements

<u>Total Budget</u>			<u>Actual Revenue</u>	
<u>Estimate</u>	<u>Revenue</u>	<u>Revenue Title</u>		
<u>2022</u>	<u>Code</u>		<u>2022</u>	2021
Rs.			Rs.	Rs.
34,700,000,000	2005.00.00	Current Transfers (e )	33,898,784,081	18,295,376,177
31,000,000,000	2005.01.00	Central Bank Profits	30,007,245,202	15,011,741,716
3,700,000,000	2005.99.00	National Lotteries Board and Other Transfers	3,891,538,878	3,283,634,461
250,000,000,000		Total Non - Tax Revenue & Other Revenue (a)+(b)+(c)+(d)+(e )	247,656,485,315	168,882,688,007
2,102,000,000,000		Total Revenue (Note 1 - 4)	1,998,788,562,058	1,466,901,747,959

<u>Total</u>			<u>Actual</u>	
<u>Budget Estimate</u>	<u>Object</u>	<u>Object Title</u>	<u>2022</u>	<u>2021</u>
2022	<u>Code</u>		<u>Rs</u>	<u>Rs</u>
<b>NOTE-5 <u>OBJECT CODE WISE CLASSIFICATION OF SALARIES, WAGES &amp; OTHER EMPLOYMENT BENEFITS</u></b>				
<b>Personal Emoluments</b>				
410,734,817,278	1001	Salaries and Wages	398,594,571,290	347,402,903,157
45,930,395,527	1002	Overtime and Holiday Payments	45,299,117,103	40,738,553,697
274,808,904,629	1003	Other Allowances	269,051,036,660	223,852,413,555
<b>731,474,117,434</b>		<b>Total</b>	<b>712,944,725,052</b>	<b>611,993,870,409</b>
<b>NOTE - 6 <u>OBJECT CODE WISE CLASSIFICATION OF OTHER GOODS AND SERVICES</u></b>				
<b>Travelling Expenditure</b>				
16,033,304,493	1101	Domestic	15,051,113,074	14,590,629,171
1,271,509,335	1102	Foreign	1,080,673,007	1,306,253,451
<b>17,304,813,828</b>		<b>Total (a)</b>	<b>16,131,786,081</b>	<b>15,896,882,622</b>
<b>Supplies</b>				
4,143,209,523	1201	Stationery and Office Requisites	3,816,094,546	3,469,940,660
37,968,478,380	1202	Fuel	37,454,639,383	16,596,193,633
54,214,872,608	1203	Diets and Uniforms	35,167,559,650	33,485,959,263
79,716,600,000	1204	Medical Supplies	75,718,354,640	77,001,042,894
9,280,506,623	1205	Other	7,152,471,786	9,165,243,715
<b>185,323,667,134</b>		<b>Total (b)</b>	<b>159,309,120,006</b>	<b>139,718,380,165</b>
<b>Maintenance Expenditure</b>				
4,855,884,832	1301	Vehicles	4,279,738,472	3,893,572,071
3,977,038,699	1302	Plant and Machinery	2,961,247,396	2,725,800,792
1,376,693,090	1303	Buildings and Structures	1,156,715,580	1,316,166,048
<b>10,209,616,621</b>		<b>Total (c)</b>	<b>8,397,701,448</b>	<b>7,935,538,911</b>
<b>Services</b>				
7,332,424,971	1401	Transport	6,598,423,502	6,984,155,505
4,368,841,382	1402	Postal and Communication	4,006,425,141	3,787,266,034
15,738,948,995	1403	Electricity and Water	14,676,308,199	11,370,501,844
8,749,522,459	1404	Rents and Local Taxes	7,601,652,297	7,519,294,866
159,872,000	1406	Interest Payment for Leased Vehicles	111,322,755	117,779,962
772,563,910	1408	Lease Rental for Vehicles Procured Under Operational	660,042,333	774,305,568
31,006,269,630	1409	Other	22,341,867,336	24,276,440,408
<b>68,128,443,348</b>		<b>Total (d)</b>	<b>55,996,041,563</b>	<b>54,829,744,188</b>
<b>280,966,540,931</b>		<b>TOTAL EXPENDITURE ON OTHER GOODS AND SERVICES (a+b+c+d)</b>	<b>239,834,649,098</b>	<b>218,380,545,886</b>
<b>NOTE - 7 <u>OBJECT CODE WISE CLASSIFICATION OF TRANSFERS, GRANTS &amp; SUBSIDIES</u></b>				
<b>Transfers</b>				
302,826,581,578	1501	Welfare Programmes	230,882,212,933	164,623,427,265
319,519,794,013	1502	Retirement Benefits	309,766,325,434	270,695,746,359
77,964,745,601	1503	Public Institutions	75,900,096,872	71,712,135,627
99,402,979,250	1504	Development Subsidies	74,413,276,928	56,784,628,730
2,726,528,665	1505	Subscriptions and Contributions Fee	2,387,391,686	2,185,689,735
2,548,691,476	1506	Property Loan Interest to Public Servants	2,191,342,417	2,325,596,612
312,306,000,000	1507	Grants to Provincial Councils	298,737,421,000	284,602,350,000
6,020,117,970	1508	Other	5,293,149,224	3,257,605,473
24,465,444,271	1509	Contribution to Contingencies Fund	21,483,234,070	22,185,158,500
<b>1,147,780,882,824</b>		<b>Total</b>	<b>1,021,054,450,565</b>	<b>878,372,338,301</b>
<b>NOTE - 8 <u>OBJECT CODE WISE CLASSIFICATION OF INTEREST PAYMENTS AND DISCOUNTS</u></b>				
885,349,984,000	1601	Domestic Debt	837,513,737,610	679,380,661,872
130,000,000,000	1602	Foreign Debt	128,621,067,120	253,749,688,761
615,000,000,000	1603	Discounts on Treasury Bills and Treasury Bonds	599,054,822,645	115,252,089,883
<b>1,630,349,984,000</b>		<b>Total</b>	<b>1,565,189,627,374</b>	<b>1,048,382,440,515</b>

<u>Total</u> <u>Budget Estimate</u> <u>2022</u>	<u>Object</u> <u>Code</u>	<u>Object Title</u>	<u>Actual</u> <u>2022</u> <u>Rs</u>	<u>2021</u> <u>Rs</u>
<b>NOTE - 9 OBJECT CODE WISE CLASSIFICATION OF OTHER RECURRENT EXPENDITURE</b>				
197,281,072	1701	Losses and Write off	164,610,945	180,505,867
673,845,670	1702	Contingency Services	-	175,498
55,353,173	1703	Implementation of the Official Languages Policy	48,825,506	33,209,317
<b>926,479,914</b>		<b>Total</b>	<b>213,436,451</b>	<b>213,890,682</b>
<b>3,791,498,005,104</b>		<b>Grand Total (Notes 5 to 9) Total Recurrent Expenditure</b>	<b>3,539,236,888,540</b>	<b>2,757,343,085,792</b>
<b>NOTE - 10 OBJECT CODE WISE CLASSIFICATION OF PUBLIC INVESTMENT</b>				
<b>Rehabilitation and Improvements of Capital Assets</b>				
11,323,489,410	2001	Buildings and Structures	6,540,846,766	14,017,365,584
11,576,658,637	2002	Plant, Machinery and Equipment	7,313,395,570	9,490,969,326
5,542,185,613	2003	Vehicles	4,973,379,389	5,374,090,903
<b>28,442,333,660</b>		<b>Total (a)</b>	<b>18,827,621,725</b>	<b>28,882,425,813</b>
<b>Acquisition of Capital Assets</b>				
18,533,255,824	2101	Vehicles	13,403,761,383	18,165,290,387
4,495,722,073	2102	Furniture and Office Equipment	2,739,938,393	6,167,474,182
16,241,074,668	2103	Plant, Machinery and Equipment	9,346,681,628	16,036,726,085
46,547,292,033	2104	Buildings and Structures	36,754,879,154	53,386,935,638
15,195,835,622	2105	Lands and Land Improvements	7,023,903,138	28,443,319,941
6,767,102,000	2106	Software Development	4,906,080,539	1,460,965,545
556,762,940	2108	Capital Payment for Leased Vehicles	352,866,563	519,821,269
<b>108,337,045,160</b>		<b>Total (b)</b>	<b>74,528,110,798</b>	<b>124,180,533,046</b>
<b>Capital Transfers</b>				
79,281,477,967	2201	Public Institutions	72,946,831,126	76,643,701,439
47,836,580,075	2202	Development Assistance	39,300,549,758	23,832,738,423
11,442,000,000	2203	Contribution to Provincial Councils	5,846,861,800	15,190,994,800
1,540,006,525	2204	Transfers Abroad	1,540,006,525	858,433,726
1,919,150,000	2205	Capital Grants to Non-Public Institution	1,307,937,453	2,274,706,069
<b>142,019,214,568</b>		<b>Total (c)</b>	<b>120,942,186,663</b>	<b>118,800,574,457</b>
<b>Acquisition of Financial Assets</b>				
139,864,052,000	2301	Equity Contribution	139,824,087,785	56,531,143,957
313,091,161,338	2302	On-Lending	298,864,137,572	22,030,171,923
<b>452,955,213,338</b>		<b>Total (d)</b>	<b>438,688,225,357</b>	<b>78,561,315,880</b>
<b>Capacity Building</b>				
7,098,168,674	2401	Staff Training	6,319,128,207	5,774,359,511
<b>7,098,168,674</b>		<b>Total (e)</b>	<b>6,319,128,207</b>	<b>5,774,359,511</b>
<b>Other Capital Expenditure</b>				
21,733,000	2501	Restructuring	18,317,447	914,495,324
-	2502	Investments	-	921,469
-	2503	Contingency Services	-	6,720,641
16,813,453,820	2504	Contribution to Provincial Councils	14,134,759,131	18,512,921,205
25,927,969	2505	Procurement Preparedness	14,549,791	49,881,676
335,717,486,494	2506	Infrastructure Development	271,129,449,783	295,832,081,354
10,842,928,012	2507	Research and Development	8,993,843,637	7,284,926,576
78,109,034,315	2509	Other	60,696,738,903	110,835,053,700
<b>441,530,563,610</b>		<b>Total (f)</b>	<b>354,987,658,691</b>	<b>433,437,001,945</b>
<b>1,180,382,539,009</b>		<b>TOTAL EXPENDITURE ON PUBLIC INVESTMENTS (a+b+c+d+e+f)</b>	<b>1,014,292,931,441</b>	<b>789,636,210,652</b>
<b>4,971,880,544,113</b>		<b>Total Expenditure (Notes 5 to 10)</b>	<b>4,553,529,819,982</b>	<b>3,546,979,296,444</b>

## Note 11 - FOREIGN BORROWINGS - 2022

Funding Agency	Project	Loan Key	Loan Currency	2022		2021	
				Amount (Loan Currency)	Amount (Rs.)	Amount (Loan Currency)	Amount (Rs.)
	ASIAN DEVELOPMENT BANK (ADB)				228,233,108,367		155,171,878,361
1	Greater Colombo Wastewater Management Project (OCR)	2009028	USD	2,171,900	733,601,832	4,065,373	802,623,845
2	Greater Colombo Wastewater Management Project (ADF)	2009029	XDR			323,143	91,201,341
3	Jaffna & Kilinochchi Water Supply & Sanitation Project (OCR)	2011001	USD	5,929,628	2,023,672,937	794,723	159,652,369
4	Jaffna & Kilinochchi Water Supply & Sanitation Project (ADF)	2011002	XDR	1,122,135	431,175,180	3,022,322	851,922,930
5	Northern Road Connectivity Project (ADF)	2012029	XDR			221,707	87,698,035
6	Northern Road Connectivity Project (ADF)	2012030	USD			479,829	97,086,390
7	Clean Energy and Network Efficiency Improvement Project	2013015	USD			33,457	6,065,809
8	Greater Colombo Water Wastewater Management Improvement Project	2013042	USD			4,060,803	767,931,119
9	Greater Colombo Water Wastewater Management Improvement Project	2013043	XDR	125,278	35,451,511	2,264,648	638,721,630
10	Southern Road Connectivity Project	2014017	USD	7,057,726	2,043,325,622	8,875,207	1,756,451,312
11	Integrated Road Investment Programme	2014041	XDR			7,239,926	2,051,171,118
12	Greater Colombo Water and Wastewater Management	2014029	USD	5,942,377	2,110,973,200	16,783,543	3,359,432,919
13	Greater Colombo Water and Waste Water Management Programme-3	2014030	XDR	2,941,089	1,291,889,997	1,159,652	327,784,926
14	Green Power Development & Energy Efficiency Improvement Programme	2014036	XDR	1,465,416	531,502,309	408,140	106,108,647
15	Green Power Development & Energy Efficiency Improvement Programme	2014037	USD	16,412,395	4,560,050,010	2,390,044	440,510,389
16	Integrated Road Investment Programme -Tranch 2 (OCR)	2015010	USD			564,959	111,274,678
17	Mahaweli Water Security Investment Programme	2015025	USD	9,061,294	2,610,608,369	11,444,924	2,219,342,949
18	Mahaweli Water Security Investment Programme	2015024	XDR			10,081,557	2,815,417,581
19	Integrated Road Investment Programme - Tranch 3	2015036	USD			18,553,345	3,554,165,252
20	Greater Colombo Water & Wastewater Management Improvement Investment Programme	2016033	XDR	4,415	2,128,295	403,598	115,143,695
21	Greater Colombo Water & Wastewater Management Improvement Investment Programme	2016034	USD	6,947,030	2,334,381,682	22,558,032	4,545,623,309
22	Transport Project Preparatory	2016035	XDR	961,480	435,669,021	1,986,917	544,456,568
23	Local Government Enhancement Sector Project - Additional Financing	2016036	USD	5,064,647	1,697,811,746	13,543,242	2,664,605,473
24	Second Integrated Road Investment Programme- Tranche I	2017037	USD			59,362	11,084,530
25	Jaffna Kilinochchi Water Supply Project - Additional Financing	2017039	USD	5,185,237	1,612,395,722	6,819,203	1,366,290,396
26	Integrated Road Investment Programme - Tranche 4	2017040	USD	50,000,000	14,749,215,000	34,338,319	6,895,597,297
27	Mahaweli Water Security Investment Programme - Tranche 2	2018018	USD	87,799,050	29,583,608,470	56,962,131	11,238,660,936
28	Mahaweli Water Security Investment Programme - Tranche 2	2018019	USD	4,168,308	1,354,479,991	8,469,115	1,673,046,980
29	Second Integrated Road Investment Programme - Tranch 01	2017036	USD			14,456	2,884,981
30	Skills Sector Enhancement Programme - Additional Financing	2018020	USD	4,800,000	1,392,870,000	13,800,000	2,770,552,440
31	Health System Enhancement Project	2018045	USD	3,413,066	1,238,970,395	6,701,478	1,340,560,458

## Note 11 - FOREIGN BORROWINGS - 2022

Funding Agency	Project	Loan Key	Loan Currency	2022		2021	
				Amount (Loan Currency)	Amount (Rs.)	Amount (Loan Currency)	Amount (Rs.)
32	South Asia Sub regional Economic Cooperation Port Access Elevated Highway Project (SASEC)	2019012	USD	56,695,001	17,680,016,080	23,567,647	4,719,585,974
33	Science & Technology Human Resource Development Project	2019030	USD	2,486,091	841,504,512	3,420,141	682,151,578
34	Second Integrated Road Investment Programme - Tranche 2	2019048	XDR			88,210,468	17,066,335,737
35	Technical Assistance Loan Agreement	2019007	USD	61,325	17,343,121	856,870	168,250,871
36	Rooftop Solar Power Generation Project	2018037	USD			20,308,790	4,099,542,192
37	Railway Efficiency Improvement Project	2019040	USD	8,155,390	2,858,727,348	14,304,234	2,858,697,734
38	Science & Technology Human Resource Development Project	2019029	USD	19,518,474	5,699,643,464	23,868,685	4,720,543,670
39	Jaffna & Kilinochchi Water Supply Project - Additional Financing	2017038	USD	333,839	91,482,717	7,225,870	1,438,828,119
40	Small and Medium-Sized Enterprises Line of Credit Project- Additional Financing	2020017	USD	36,500,000	12,198,742,900	120,500,000	22,702,220,700
41	Secondary Education Sector Improvement Programme -Results - Based Lending	2020018	USD	44,010,000	15,983,551,800	52,260,000	10,521,490,122
42	Responsive COVID-19 Vaccines for Recovery Project - Rapid Response Component	2021027	USD	66,000,000	13,325,472,600	18,000,000	3,600,000,000
43	Second Integrated Road Investment Programme - Tranche 3	2021009	USD	77,398,391	18,505,198,051	122,601,609	24,899,663,997
44	Skills Sector Enhancement Programme - Additional Financing	2018021	USD	3,200,000	928,580,000	9,200,000	1,847,034,960
45	Health System Enhancement Project - Additional Financing	2021029	USD	3,206,510	1,152,107,833	12,059,376	2,434,462,405
46	Food Security and Livelihood Recovery Emergency Assistance Project	2022026	USD	171,545,119	62,311,650,742		
47	Responsive COVID-19 Vaccines for Recovery Project - Project Investment Component	2021028	USD	21,832,279	5,865,305,913		
	<b>ASIAN INFRASTRUCTURE INVESTMENT BANK</b>				<b>4,829,130,318</b>		<b>4,324,621,136</b>
48	Reduction of Landslide Vulnerable by Mitigation Measures Projects	2019019	USD	1,820,447	595,794,572	2,822,477	566,639,849
49	Support to Colombo Urban Regeneration Project	2019020	USD	14,154,739	4,233,335,746	18,986,277	3,757,981,287
	<b>BOERENLEEN BANK</b>				<b>2,510,768,457</b>		<b>3,904,219,259</b>
50	Development of General Hospital Kaluthara	2016012	EUR	5,515,174	1,924,713,457	1,181,252	269,320,528
51	Reconstruction Rural Bridges (EUR 44.3)	2018040	EUR	1,279,569	378,789,773	4,660,481	1,088,591,135
52	Construction of Rural Bridges with Financial Assistance from Netherlands	2019047	EUR	571,428	207,265,227	10,792,599	2,546,307,595
	<b>HSBC BANK PLC (UK)</b>				<b>448,689,024</b>		<b>2,100,000,000</b>
53	Upgrading Health Facilities in Selected Hospitals of Sri Lanka	2019018	USD	2,382,462	448,689,024	10,396,537	2,100,000,000
	<b>HSBC (WITH GUARANTEE OF EKF DENMARK)</b>				<b>69,405,816</b>		<b>57,678,570</b>
54	Establishment of Dairy Processing Plant at Badalgama	2015019	EUR	228,454	69,405,816	245,863	57,678,570
	<b>INTERNATIONAL DEVELOPMENT ASSOCIATION</b>				<b>28,262,784,946</b>		<b>57,146,366,595</b>
55	Climate Resilience Improvement Management Programme	2014010	XDR	1,266,332	361,678,616	4,808,905	1,332,803,200
56	Strategic Cities Development Project	2014019	XDR			3,018,210	847,553,074
57	Water Supply and Sanitation Improvement Project	2015028	XDR	7,436,186	2,863,184,339	18,854,640	5,354,743,200
58	Early Childhood Development	2015030	XDR	6,440,551	2,397,661,195	2,555,975	724,076,822
59	Additional Financing for Strategic Cities Development Project	2016027	XDR			8,505,799	2,399,944,450

## Note 11 - FOREIGN BORROWINGS - 2022

Funding Agency	Project	Loan Key	Loan Currency	2022		2021	
				Amount (Loan Currency)	Amount (Rs.)	Amount (Loan Currency)	Amount (Rs.)
60	Additional Financing for Climate Resilience Improvement Project	2016028	XDR			1,917,039	542,000,800
61	Ecosystem Conservation and Management Project	2016029	XDR	1,502,889	719,500,000	4,850,736	1,369,570,400
62	Social Safety Nets Project	2016043	XDR	359,713	114,117,861	6,233,048	1,735,513,517
63	Agriculture Sector Modernization Project	2017001	XDR	6,248,155	1,788,242,382	9,952,150	2,816,447,968
64	Transport Connectivity & Asset Management Project	2017023	XDR	10,192,707	3,904,743,516	15,477,098	4,379,430,373
65	Accelerating Higher Education Expansion & Development Operation (AHEAD) Programme	2017017	XDR	12,838,400	4,438,440,649	-	-
66	Financial Sector Modernization Project	2017024	XDR	2,233,332	631,233,378	750,000	211,388,265
67	General Education Modernization Project	2018033	USD	10,988,592	2,774,083,423	23,256,750	4,613,669,968
68	Climate Smart Irrigated Agriculture Project	2019021	USD	8,150,000	2,819,006,605	23,116,565	4,594,464,427
69	Local Development Support Project	2019027	USD	2,336,103	834,131,976	24,209,868	4,798,042,224
70	Covid 19 Emergency Response & Health Systems Preparedness	2020009	USD	8,624,446	1,732,358,963	27,705,270	5,528,850,437
71	Additional Financing for the COVID 19 Emergency Response & Health Systems Preparedness Non Concessional Loan	2020016	USD	3,027,967	711,907,261	25,304,692	5,017,694,028
72	Additional Financing for the COVID 19 Emergency Response and Health Systems Preparedness - Concessional Loan	2020015	USD			19,857,110	5,561,771,916
73	Second Additional Financing for the COVID 19 Emergency Response & Health Systems Preparedness Project-IDA	2021013	XDR			18,712,080	5,318,401,526
74	Kandy Multimodal Transport Terminal Development Project -Non Concessional	2021016	USD	472,500	168,106,589		
75	Sri Lanka Integrated Watershed and Water Resources Management Project-Concessional Loan	2021007	USD	5,733,341	1,926,107,300		
76	Sri Lanka Integrated Watershed and Water Resources Management Project	2021008	USD	392,385	78,280,893		
<b>INTERNATIONAL BANK FOR RECONSTRUCTION AND DEVELOPMENT</b>					<b>153,613,874,349</b>		<b>24,541,856,304</b>
77	Metro Colombo Urban Development Project	2012011	USD	11,291,694	2,845,047,763	11,000,000	2,185,849,800
78	Accelerating Higher Education Expansion & Development Operation (AHEAD) Programme	2017019	USD	14,910,000	3,712,403,546	12,077,500	2,364,062,520
79	Primary Health Care System Strengthening Project	2019001	USD	31,816,125	11,524,040,730	42,018,058	8,606,637,669
80	Covid 19 Emergency Response and Health System Preparedness Project	2020010	USD	26,066,267	7,783,264,859	1,288,332	258,849,004
81	Second Additional Financing for the COVID 19 Emergency Response & Health Systems Preparedness	2021012	USD			53,968,671	10,854,691,036
82	Additional Financing for Water Supply & Sanitation Improvement Project	2021030	USD	5,407,435	1,896,865,897	100,000	19,998,150
83	Inclusive Connectivity & Development Project	2021032	USD	296,843,013	107,674,996,126	1,250,000	251,768,125
84	Third Additional Financing for the COVID 19 Emergency Response & Health Systems Preparedness	2021031	USD	86,759,447	17,957,283,429		
85	Climate Resilience Multiphase Programmatic Approach	2021025	USD	810,000	219,972,000		

## Note 11 - FOREIGN BORROWINGS - 2022

Funding Agency	Project	Loan Key	Loan Currency	2022		2021	
				Amount (Loan Currency)	Amount (Rs.)	Amount (Loan Currency)	Amount (Rs.)
	INTERNATIONAL FUND FOR AGRICULTURAL DEVELOPMENT				2,075,814,402		1,791,819,251
86	Sri Lanka Smallholder Tea and Rubber Revitalization Project	2016016	XDR	2,953,352	1,154,245,134	1,522,044	431,353,340
87	Implementation of Smallholder Agribusiness Partnership (SAP) Programme	2017014	USD	2,834,078	910,594,782	6,445,214	1,276,753,197
88	Construction of Four Grid Substations Maliboda, Nawalapitiya,Wewalwatta and	2015021	EUR	46,606	10,974,485	407,445	83,712,714
	NORDEA BANK FINLAND				4,228,656,748		2,356,624,048
89	Strengthening of Health Delivery Service in the Northern Province under Financial Assistance of the Netherland	2019038	EUR	14,063,427	4,228,656,748	10,179,414	2,356,624,048
	ORGANISATION OF PETROLEUM EXPORTING COUNTRIES (OPEC)				1,932,997,986		3,466,164,536
90	Road Network Development Project	2012024	USD	327,180	84,745,574	388,497	75,465,382
91	Colombo National Highways Project	2013023	USD	4,556,573	1,067,163,016	4,671,219	904,747,332
92	Rehabilitation of the A 05 Road Corridor from Badulla to Chenkaladi Project	2015015	USD	759,822	191,628,154	6,791,753	1,334,824,429
93	Western Province Road Development Project	2015014	USD	1,494,745	474,436,438	1,975,082	379,487,177
94	Kalu Ganga Development Project (Additional Loan)	2017030	USD	517,771	115,024,804	3,975,985	771,640,215
	RAIFFISEN ZENTRAL BANK				-		45,712,943
95	Enhancement and Upgrading of Technical Training Institute of Engineering Technology at Katunayaka	2017025	EUR	-	-	193,742	45,712,943
	UNICREDIT BANK AUSTRIA AG				265,808,531		2,330,178,045
96	Implementation of Kirama Katuwana Integrated Water Supply Scheme	2018003	EUR	440,557	150,000,000	2,084,663	478,873,366
97	Supply of Freighting Vehicles Equipment For the Colombo Municipal Council	2019008	EUR	515,850	115,808,531	7,737,750	1,851,304,679
	CALYON CREDIT AGRICOLE CIB				1,500,000,000		2,821,778,423
98	Implementation of Greater Matale Water Supply Project	2016019	EUR	6,582,828	1,500,000,000	12,070,810	2,821,778,423
	CO-OP CENTRALE RAIFFEISEN-BOERENLEENBANK				420,332,434		434,158,233
99	Pilot Project on Establishment of a Groundwater Monitoring Network in Three Selected District.	2017034	EUR	1,256,054	420,332,434	1,857,680	434,158,233
	CHINA DEVELOPMENT BANK CORPORATION				-		5,110,480,941
100	Improvement and Rehabilitation of Priority Roads Project 3 (Phase i)	2014001	USD	-	-	13,533,826	2,526,580,831
101	Improvement and Rehabilitation of Priority Roads Project 3 (Phase ii)	2014034	USD	-	-	13,834,687	2,583,900,110
	GOVERNMENT OF FRANCE				7,935,571,646		7,016,564,514
102	Implementation of Ambathale Water Supply System Improvement & Energy Savings Project	2014027	USD	10,766,404	3,632,108,506	2,160,690	2,240,741,427
103	Implementation of Sanitation Hygiene Initiative for Towns Project	2016021	EUR	1,370,476	506,566,188	817,642	182,829,997
104	Green Power Development & Energy Efficiency Improvement Investment Programme	2015023	EUR	1,420,000	326,960,538	-	-
105	Implementation of Green Power Development & Energy Efficient Improvement Investment Programme -Tranch 2	2018046	EUR	8,000,000	1,936,282,400	4,576,496	915,794,231
106	Development of Mini Dairy Cooperatives with French Soft Loan	2018047	EUR	1,593,252	379,875,303	8,289,186	1,710,902,237
107	Implementation of Anuradhapura Integrated Urban Development Project	2016039	EUR	2,819,123	1,005,281,161	2,361,564	539,678,085



## Note 11 - FOREIGN BORROWINGS - 2022

Funding Agency	Project	Loan Key	Loan Currency	2022		2021	
				Amount (Loan Currency)	Amount (Rs.)	Amount (Loan Currency)	Amount (Rs.)
108	Rathmalana-Moratuwa Wastewater Disposal Project- Stage I - Phase II	2019010	EUR	500,000	148,497,550	6,332,306	1,426,618,536
	<b>GOVERNMENT OF GERMANY</b>				<b>136,734,494</b>		<b>480,401,365</b>
109	Construction of the Mahamodara Maternity Hospital Galle	2012022	EUR	601,215	136,734,494	2,160,690	480,401,365
	<b>GOVERNMENT OF INDIA</b>				<b>529,899,937</b>		<b>2,316,585,956</b>
110	India Dollar Credit Line Agreement	2008006	USD			3,832,617	760,839,570
111	Restoration of Northern Railway Services	2012003	USD	1,338,183	474,714,825	7,359,219	1,413,457,414
112	Dollar Credit Line on KKS Harbour	2018002	USD	161,949	55,185,112	743,245	142,288,972
	<b>GOVERNMENT OF KUWAIT</b>				<b>2,034,704,159</b>		<b>3,197,225,708</b>
113	Reconstruction of 25 Bridges Project	2014002	KWD	723,408	633,775,794	2,341,922	1,496,885,475
114	Building Complex for the Faculty of Healthcare Sciences, Eastern University, Sri Lanka	2016017	KWD	815,097	652,338,883	2,322,931	1,496,267,030
115	Kalu Ganga Development Project (Supplementary)	2017033	KWD	1,133,283	748,589,482	183,847	114,190,989
116	Strengthening of Tertiary Education & Administrative Infrastructure in Tsunami Affected Areas	2005048	KWD			83,405	54,247,280
117	South Eastern University of Sri Lanka Development Project Phase 1	2011030	KWD			55,903	35,634,934
	<b>SAUDI FUND FOR ARAB ECONOMIC DEVELOPMENT</b>				<b>2,446,421,491</b>		<b>3,398,454,668</b>
118	Road Network Development Project	2012025	SAR	2,121,501	112,565,880	9,717,579	480,187,980
119	Improvement of Peradeniya-Badulla - Chenkaladi Road Project	2015026	SAR	15,169,047	885,845,619	50,757,738	2,536,570,983
120	Kalu Ganga Development Project (Additional Finance)	2018024	SAR	6,379,381	451,932,348	5,908,213	310,486,242
121	Wayaba University Town Ship Development Project	2017032	SAR	15,870,374	910,289,742	828,769	41,072,152
122	Construction of Faculty of Medicine Project at the Sabaragamuwa University	2019043	SAR	1,279,706	85,787,901	561,937	30,137,311
	<b>GOVERNMENT OF JAPAN</b>				<b>30,448,816,654</b>		<b>20,370,190,477</b>
123	Kandy City Wastewater Management Project	2010016	JPY	480,994	1,083,509,501	1,746,519	3,126,185,075
124	Habarana Veyangoda Transmission Line	2012006	JPY	1,706,337	3,086,554,782	306,441	539,982,109
125	Anuradhapura North Water Supply Project	2013020	JPY	309,846	626,713,382	884,110	1,607,388,679
126	New Bridges Construction Project Over the Kelani River	2014003	JPY	772,536	1,392,166,800	5,563,941	10,066,027,765
127	Anuradhapura North Water Supply Project (Phase 2)	2016037	JPY	16,569	30,082,923	1,687	3,038,678
128	Establishment of Light Rail Transit Project System in Colombo (i)	2019011	JPY			141,811	264,297,437
129	National Transmission and Distribution Network Development and Efficiency Improvement Project	2015018	JPY	10,223,613	22,810,147,553	923,183	1,626,095,316
130	Rural Infrastructure Development Project in Emerging Regions	2017015	JPY	607,732	1,067,005,203	1,443,970	2,640,646,629
131	Health and Medical Service Improvement Project	2018032	JPY	92,417	169,003,612	72,588	131,399,624
132	Kalu Ganga Water Supply Expansion Project	2017016	JPY	91,926	183,632,897	201,774	365,129,163
	<b>GOVERNMENT OF THE REPUBLIC OF KOREA</b>				<b>968,126,395</b>		<b>2,769,263,703</b>
133	Establishment of Colombo Central Vocational Training Center and Gampaha College of Technology Project in Sri Lanka	2013033	KRW			2,578,250	454,207,335
134	Deduru Oya Water Supply Project	2014038	KRW	3,344,465	563,876,787	11,015,067	1,886,395,576
135	Ruwanwella Water Supply Project	2014039	KRW	370,638	91,621,733	1,670,820	277,450,474
136	Technological Education Development Programme	2018023	KRW	1,169,264	312,627,874	761,310	151,210,318



## Note 11 - FOREIGN BORROWINGS - 2022

Funding Agency	Project	Loan Key	Loan Currency	2022		2021	
				Amount (Loan Currency)	Amount (Rs.)	Amount (Loan Currency)	Amount (Rs.)
	THE EXPORT - IMPORT BANK OF CHINA				16,057,544,486		24,964,230,106
137	Construction Extension of Southern Expressway Section 2 from Beliatttha to Wetiya Project	2016015	USD			35,980,703	7,023,874,607
138	Consultancy Services for Design Review and Construction Supervision of Civil Works on Extension of Southern Expressway	2017042	CNY			14,013,487	430,153,878
139	Widening & Improvement of 64.31Km of Roads and Reconstruction of 13 Bridges in Central & Uva Provinces in Sri Lanka	2018022	USD	5,814,951	1,170,751,504	34,053,908	6,788,822,045
140	Kandy North Pathadumbara Integrated Water Supply	2017041	EUR	50,798,397	1,619,916,631	346,713,167	10,721,379,576
141	Central Expressway Project Section - I from Kadawatha to Meerigama	2019015	USD	51,569,653	13,266,876,351		
	DEUTSCHE BANK AG				447,708,842		2,127,084,766
142	Reconstruction of Rural Bridges USD 50.9Mn (UKEF)	2019006	USD	1,972,574	447,708,842	11,006,881	2,127,084,766
	THE EXPORT - IMPORT BANK OF INDIA				189,018,446,773		15,882,530,000
143	Dollar Credit Line 318M of the Development of Railway Sector	2017013	USD	32,552,228	11,570,994,540	79,254,804	15,882,530,000
144	Dollar Credit Line from Indian EXIM Bank for the Procurement of Urea Fertilizer - USD 55 Million	2022020	USD	45,559,332	16,454,775,052		
145	Short-Term Line of Credit USD 500M	2022009	USD	497,329,343	160,992,677,181		
	KINGDOM OF SPAIN				530,766,869		1,074,828,567
146	Implementation of Anamaduwa Integrated Water Supply Project	2016023	EUR	1,994,043	530,766,869	4,576,929	1,074,828,567
	GOVERNMENT OF PAKISTAN				1,158,123		9,950,164
147	Pakistan Line of Credit	2006071	USD	3,265	1,158,123	55,860	9,950,164
	STATE BANK OF INDIA				104,436,620,931	-	-
148	Importation of Essential Commodities for Year 2022 (USD -	2022011	USD	299,565,139	104,436,620,931	-	-
	EXPORT & IMPORT BANK OF HUNGARY				774,898,947		2,636,192,865
149	Construction of Flyovers at Kohuwela and Getambe	2021001	EUR	2,653,126	774,898,947	11,199,656	2,636,192,865
	REFUNDS						
	ASIAN DEVELOPMENT BANK (ADB)				(158,476,997)		(134,514,411)
150	Greater Colombo Wastewater Management Project (ADF)	2009029	XDR	(3,726)	(1,742,930)		
151	Greater Colombo Water Wastewater Management Improvement Project	2013042	USD	(5,095)	(1,848,816)		
152	Integrated Road Investment Programme - Tranch 3	2015036	USD	(291)	(89,560)		
153	Southern Road Connectivity Project	2014017	USD	(426,135)	(154,760,840)		
154	Transport Project Preparatory	2016035	XDR	(76)	(34,851)		
155	Jaffna & Kilinochchi Water Supply & Sanitation Project (ADF)	2011002	XDR			(428,337)	(120,291,646)
156	Northern Road Connectivity Project (ADF)	2012029	USD			(51,466)	(10,288,069)
157	Northern Road Connectivity Project (ADF)	2012030	USD			(19,683)	(3,934,696)
	INTERNATIONAL DEVELOPMENT ASSOCIATION				(671,089,477)		-
158	Additional Financing for Strategic Cities Development Project	2016027	XDR	(1,362,985)	(648,952,937)		
159	Climate Resilience Improvement Management Programme	2014010	XDR	(109,596)	(22,136,540)		
	INTERNATIONAL BANK FOR RECONSTRUCTION AND DEVELOPMENT				(2,809,002)		(89,955,000)
160	Primary Health Care System Strengthening Project	2019001	USD			(450,000)	(89,955,000)

## Note 11 - FOREIGN BORROWINGS - 2022

Funding Agency	Project	Loan Key	Loan Currency	2022		2021	
				Amount (Loan Currency)	Amount (Rs.)	Amount (Loan Currency)	Amount (Rs.)
161	Metro Colombo Urban Development Project	2012011	USD	(7,807)	(2,809,002)		
	<b>Total</b>				<b>783,326,415,649</b>		<b>351,622,570,092</b>
<b>Note:</b>							
	Project Loans (8343)				783,326,415,649		351,622,570,092
	Foreign Currency Term Financing Facility (9190)				-		164,983,800,000
					<b>783,326,415,649</b>		<b>516,606,370,092</b>

## NOTE - 12 - FOREIGN GRANTS

Donor	Actual	
	2022 Rs.	2021 Rs.
<b><u>Grants Received in the form of Cash for Projects</u></b>		
<b><u>DONOR</u></b>		
Asian Development Bank (ADB)	2,385,568	1,572,058
The Government of Japan (JICA)	39,575,240	18,008,980
International Labour Organization (ILO)	6,323,654	1,777,871
United States Agency for International Development (USAID)	20,065,000	4,454,769
United Nations Industrial Development Organization (UNIDO)	8,049,016	69,566,968
United Kingdom( UK)	103,003,064	144,572,867
United Nations Development Programme (UNDP)	400,097,330	151,261,902
United Nations Educational, Scientific Cultural Organization (UNESCO)	16,228,622	1,431,550
United Nations Fund for Population (UNFPA)	29,191,517	28,002,754
United Nations Children's Fund (UNICEF)	464,988,113	98,787,537
World Health Organization (WHO)	132,195,712	208,619,537
World Food Programme (WFP)	932,204,815	518,707,345
World Bank (WB)	335,648,442	491,638,875
United Nations Environment Programme (UNEP)	13,005,504	15,163,354
GAVI	-	7,162,349
South Asian Association for Regional Cooperation (SAARC)	92,492,218	60,850,331
Food and Agricultural Organization (FAO)	44,960	975,749
Government of Korea	551,449,700	6,021,503
Government of Norway (NORAD)	7,692,216	3,300,780
European Union (EU)	-	54,273,602
Government of China	2,001,730	10
Universal Postal Union Head Office	105,200	618,120
United Nations High Commissioner for Refugees (UNHCR)	-	1,340,901
UN Habitat	-	1,188,296
Sri Lanka	2,000,000	13,689,620
Government of India	-	4,467,117
Switzerland (Swiss Confederation)	24,257,449	786,480
International Fund for Agricultural Development (IFAD)	-	1,927,922
Asia - Pacific Cocanut Community	-	3,938,482
Canada	-	-
Australia	2,660,931	-
South Asia Co-operative Environment Programme (SACEP)	32,000,000	-
<b>Total (a)</b>	<b>3,217,665,999</b>	<b>1,914,107,629</b>
<b><u>Grant Received through Special Foreign Currency Accounts</u></b>		
International Development Association (IDA)	2066724993	656,231,800
Asian Development Bank (ADB)	597725925.2	671,351,513
<b>Total (b)</b>	<b>2,664,450,918</b>	<b>1,327,583,313</b>
<b><u>Grants Received in Materials &amp; Equipments</u></b>		
The Government of Japan (JICA)	12,810	730,435,706
World Food Programme (WFP)	5,889,613,818	17,429,504
United States Department of Agriculture USDA (USA)	1,656,065,876	865,631,198
Government of China	11,942,050,589	-
<b>Total (c)</b>	<b>19,487,743,093</b>	<b>1,613,496,408</b>

## NOTE - 12 - FOREIGN GRANTS

Donor	Actual	
	2022	2021
	Rs.	Rs.
<b><u>Direct Payments</u></b>		
Government of Japan (JICA)	1,137,388,099	592,594,184
Government of India	218,699,747	77,968,930
Government of German (GIZ)	1,398,229,085	406,662,450
Government of China	480,977,897	-
Government of Korea	219,152,963	299,664,335
United States Agency for International Development (USAID)	3,112,355,331	149,501,759
Asian Development Bank (ADB)	226,000,000	257,496,620
France	14,936,103	100,469,625
(Swiss Confederation) Switzerland	126,121,982	-
Australia	1,003,322,459	-
GFATM	61,119,060	-
Asian Countries - Reco Asia	34,241,227	-
<b>Total (d)</b>	<b>8,032,543,952</b>	<b>1,884,357,902</b>
<b>Grand Total = (a)+(b)+( c)+(d)</b>	<b>33,402,403,963</b>	<b>6,739,545,252</b>

	Actual	
	2022	2021
	Rs	Rs

**NOTE - 13 - DOMESTIC NON BANK BORROWINGS**

Net Borrowings through Treasury Bills - 8085	1,855,672,243,371	649,336,272,156
Treasury Bonds - 9093	2,373,044,861,000	1,761,978,900,000
Net Borrowings through Foreign Currency Banking Unit (Non Project) - 9107	(77,701,206,502)	(102,351,724,827)
Sri Lanka Development Bonds - 9105	67,441,067,797	207,504,403,894
Foreign Currency Banking Unit (Project) 9196 - <b>Note 30(I)</b>	71,921,234	2,952,692,361
Domestic Term Loan Facility - 9210	-	-
	<b>4,218,528,886,900</b>	<b>2,519,420,543,584</b>

**Net Borrowings through Treasury Bills - 8085**

Borrowings through Treasury Bills	9,942,825,710,000	3,821,418,520,000
<u>Less:</u> Total Repayments	<u>8,087,153,466,629</u>	<u>3,172,082,247,844</u>
Net of Borrowings/Repayment	<b>1,855,672,243,371</b>	<b>649,336,272,156</b>

**Net Borrowings through Foreign Currency Banking Unit (Non Project) - 9107**

Borrowings through Foreign Currency Banking Unit	339,369,736	29,509,453,492
<u>Less:</u> Total Repayments	<u>78,040,576,238</u>	<u>131,861,178,319</u>
Net of Borrowings/Repayment	<b>(77,701,206,502)</b>	<b>(102,351,724,827)</b>

**NOTE - 14 - DOMESTIC DEBT REPAYMENTS**

Treasury Bonds - 9093	618,838,035,500	513,555,150,000
Sri Lanka Development Bonds - 9105	447,510,020,205	275,827,931,188
Foreign Currency Banking Unit (Project) - 9196	2,963,046,701	2,685,790,944
Ministry of Defence -Suhurupaya Loan - 9198	568,919,602	568,919,602
Retirement Gratuity Loan Account - 9207	4,070,416,569	4,070,416,569
Domestic Term Loan Facility - 9210	-	5,000,000,000
	<b>1,073,950,438,577</b>	<b>801,708,208,303</b>

**Note: (1)** Net Borrowings through Treasury Bills and Foreign Currency Banking Units reflect the difference between borrowings through Treasury Bills and Foreign Currency Banking Units Their Settlements on Maturity Taken Place During the Year.

**NOTE - 15- DOMESTIC GRANTS**

**Direct Payments**

Dart Global Logistics (Pvt) Ltd.	2,645,500	-
<b>Total</b>	<b>2,645,500</b>	<b>-</b>

	Actual	
	2022	2021
	Rs	Rs

**NOTE - 16- RECOVERIES FROM ON-LENDING**

National Development Bank	1,040,464,389	224,913,298
Sri Lanka Ports Authority	6,674,775,802	6,107,132,237
Development Finance Corporation of Ceylon	4,939,464,256	2,127,772,038
Hatton National Bank	972,350,794	282,007,146
Colombo Municipal Council	154,793,476	248,471,672
Sampath Bank	1,038,290,122	397,371,465
Commercial Bank	2,133,750,957	733,268,082
Seylan Bank	666,033,376	54,522,625
Regional Development Bank	1,066,460,904	300,291,044
Nations Trust Bank	820,963,026	26,072,383
Ceylon Petroleum Corporation	-	37,979,695
Sri Lanka Savings Bank	-	254,165,067
Local Loan Development Fund	277,866,430	237,588,591
Bank of Ceylon	751,118,027	127,599,362
People's Bank	805,264,456	140,154,424
Revolving Funds of Central Bank with Regional Development Banks	753,213,301	2,461,326,344
Airport & Aviation Service (Ltd)	1,255,352,631	1,092,575,727
Sarvodaya Economic & Enterprises Dev. Service	28,000,000	13,000,000
Litro Gas Lanka Limited	25,846,233,846	-
Ministry of Agriculture	10,986,225,637	-
Other Institutions	37537845.01	30,755,712
<b>Sub Total (a)</b>	<b>60,248,159,276</b>	<b>14,896,966,910</b>

**Treasury Funded Lending**

AHF Loan Scheme	10,875,658	35,639,586
Other Loans	223,707,971	223,122,708
<b>Sub Total (b)</b>	<b>234,583,629</b>	<b>258,762,295</b>
<b>Grand Total (a+b)</b>	<b>60,482,742,905</b>	<b>15,155,729,205</b>

## NOTE 17 - STATEMENT OF NON-FINANCIAL ASSETS 2022

<b>Building- 9151:</b>	375,071,254,691
<b>Machinery- 9152:</b>	391,099,777,383
<b>Land- 9153:</b>	1,010,203,611,484
<b>Intangible- 9154:</b>	6,701,795,977
<b>Biological- 9155:</b>	121,170,370
<b>WIP- 9160:</b>	307,165,808,191
<b>Lease- 9180:</b>	2,924,579,620
<b>Grand Total:</b>	<b>2,093,287,997,716</b>

Ledger	Category	Item	Code	Closing Balance 2021	Opening Balance Addition During the Year	Opening Balance 2022	Transfer In	Purchases	Disposals	Closing Balance 2022
9151-->	1.1-Dwellings		61111	38,083,895,436	3,821,637,703	41,905,533,139	13,474,318	163,869,272	676,009,125	41,406,867,603
		House Boats	****6111101	30,190,724	2,039,999	32,230,723	-	-	-	32,230,723
		Garages	****6111102	256,345,569	32,945,030	289,290,599	-	2,916,718	500,000	291,707,317
		Mobile Home	****6111103	5,182,067	-	5,182,067	-	687,068	-	5,869,134
		Housing Schemes/ Flats	****6111104	10,025,233,584	1,339,725,561	11,364,959,145	-	65,914,506	168,210,333	11,262,663,317
		Rest Houses	****6111105	1,255,831,701	160,330,800	1,416,162,501	-	314,496	-	1,416,476,997
		Hotels & Restaurants	****6111106	489,432,289	26,525,515	515,957,804	-	-	50,000,000	465,957,804
		Quarters	****6111107	22,673,155,138	1,860,900,617	24,534,055,754	13,474,317.79	41,056,094	457,298,792	24,131,287,375
		Circuit Bungalows	****6111108	3,348,524,365	399,170,182	3,747,694,547	-	52,980,390	-	3,800,674,937
9151-->	1.2-Non Residential		61112	301,147,130,815	27,339,747,166	328,486,877,981	3,970,668,180	8,720,502,290	10,688,429,935	330,489,618,517
		Office Building	****6111201	171,093,320,409	26,022,668,991	197,115,989,400	3,970,668,180	7,152,701,667	10,531,424,910	197,707,934,338
		Schools	****6111202	49,710,654,149	521,221,837	50,231,875,985	-	1,306,395,242	4,161,368	51,534,109,859
		Hospitals	****6111203	63,743,832,666	114,892,018	63,858,724,684	-	23,518,064	144,659	63,882,098,088
		Building for Public Entertainment	****6111204	3,128,329,753	327,665,070	3,455,994,823	-	137,391,723	145,492,502	3,447,894,044
		Warehouse	****6111205	5,660,815,359	207,017,443	5,867,832,803	-	93,680,620	6,260,004	5,955,253,419
		Airport	****6111206	87,575	-	87,575	-	-	-	87,575
		Markets	****6111208	228,141,741	62,139,500	290,281,241	-	6,814,974	-	297,096,215
		Laboratories & Research Stations	****6111209	3,387,479,467	67,402,815	3,454,882,282	-	-	-	3,454,882,282
		Factories	****6111210	4,194,469,697	16,739,493	4,211,209,189	-	-	946,493	4,210,262,697
9151-->	1.3-Other Structure		61113	2,711,377,916	62,557,289	2,773,935,205	-	43,451,255,318	43,050,421,952	3,174,768,571

## NOTE 17 - STATEMENT OF NON-FINANCIAL ASSETS 2022

<b>Building- 9151:</b>	375,071,254,691
<b>Machinery- 9152:</b>	391,099,777,383
<b>Land- 9153:</b>	1,010,203,611,484
<b>Intangible- 9154:</b>	6,701,795,977
<b>Biological- 9155:</b>	121,170,370
<b>WIP- 9160:</b>	307,165,808,191
<b>Lease- 9180:</b>	2,924,579,620
<b>Grand Total:</b>	<b>2,093,287,997,716</b>

Ledger	Category	Item	Code	Closing Balance 2021	Opening Balance Addition During the Year	Opening Balance 2022	Transfer In	Purchases	Disposals	Closing Balance 2022
		Highways Street Road	****6111301	62,338,674	-	62,338,674	-	815,813	-	63,154,487
		Bridges	****6111302	7,636,394	-	7,636,394	-	1,350,460	-	8,986,854
		Tunnel	****6111303	4,450,002	-	4,450,002	-	-	-	4,450,002
		Railways Subways	****6111304	8,393,205	-	8,393,205	-	43,428,257,804	43,039,754,087	396,896,922
		Air Field Runways	****6111305	134,000	-	134,000	-	-	-	134,000
		Harbors Dams & Other Water Works	****6111306	143,460,417	-	143,460,417	-	3,232,192	-	146,692,609
		Structures Associated with Mining Subsoil Assets	****6111307	47,097,740	2,276,250	49,373,990	-	-	2,720	49,371,270
		Communication Line Power Line & Pipelines	****6111308	1,232,840,275	244,304	1,233,084,579	-	16,844,282	625,113	1,249,303,748
		Outdoor Sport & Recreation Facilities	****6111309	523,047,264	18,562,280	541,609,544	-	754,768	9,512,280	532,852,033
		Sewerage Treatment Complex	****6111310	296,798,518	4,839,391	301,637,908	-	-	-	301,637,908
		Pumping Station	****6111311	253,119,968	6,514,150	259,634,118	-	-	527,752	259,106,366
		Farms and Agriculture Related Assets	****6111312	132,061,458	30,120,914	162,182,373	-	-	-	162,182,373
	<b>9151-Sub Total</b>			<b>341,942,404,167</b>	<b>31,223,942,158</b>	<b>373,166,346,325</b>	<b>3,984,142,498</b>	<b>52,335,626,880</b>	<b>54,414,861,012</b>	<b>375,071,254,691</b>
9152-->	2.1-Transport Equipment		61121	236,936,530,970	15,211,223,973	252,147,754,943	3,192,602,787	971,518,209	2,941,967,370	253,369,908,569
		Passenger vehicle	****6112101	84,312,874,443	8,463,541,171	92,776,415,613	3,022,477,183	209,267,453	1,869,789,040	94,138,371,210



## NOTE 17 - STATEMENT OF NON-FINANCIAL ASSETS 2022

<b>Building- 9151:</b>	375,071,254,691
<b>Machinery- 9152:</b>	391,099,777,383
<b>Land- 9153:</b>	1,010,203,611,484
<b>Intangible- 9154:</b>	6,701,795,977
<b>Biological- 9155:</b>	121,170,370
<b>WIP- 9160:</b>	307,165,808,191
<b>Lease- 9180:</b>	2,924,579,620
<b>Grand Total:</b>	<b>2,093,287,997,716</b>

Ledger	Category	Item	Code	Closing Balance 2021	Opening Balance Addition During the Year	Opening Balance 2022	Transter In	Purchases	Disposals	Closing Balance 2022
		Cargo vehicle	****6112102	14,570,977,306	6,113,644,953	20,684,622,259	-	129,676,261	505,453,831	20,308,844,689
		Agricultural vehicle	****6112103	2,391,558,446	161,986,275	2,553,544,721	-	12,773,680	26,331,339	2,539,987,062
		Industrial Vehicle	****6112104	5,070,311,435	68,649,480	5,138,960,915	-	122,536,507	1,044,500	5,260,452,922
		Ambulance	****6112105	5,422,901,441	328,981,493	5,751,882,934	8,670,204	659,940	7,095,591	5,754,117,487
		Ships	****6112106	29,252,826,003	-	29,252,826,003	-	2,921,654	-	29,255,747,657
		Railway locomotives	****6112107	38,448,200,000	-	38,448,200,000	-	408,729,923	-	38,856,929,923
		Aircraft	****6112108	54,263,920,881	15,183,501	54,279,104,381	-	83,836,391	515,566,549	53,847,374,223
		Motor cycle	****6112109	3,202,961,015	59,237,101	3,262,198,116	161,455,400	1,116,400	16,686,520	3,408,083,396
9152-->	2.2-Other Machinery &		61122	112,430,888,140	15,047,713,981	127,478,602,121	3,341,333,394	7,748,314,119	838,380,820	137,729,868,814
		Office Equipment	****6112201	10,730,431,835	665,148,533	11,395,580,367	100,404,652	1,911,030,153	180,633,520	13,226,381,652
		Computer Equipment	****6112202	13,287,938,146	1,375,970,285	14,663,908,431	66,592,556	975,483,889	204,006,789	15,501,978,087
		Electrical Equipment	****6112203	9,313,308,307	1,615,863,534	10,929,171,841	17,542,652	913,240,895	120,673,056	11,739,282,332
		Communication Equipment	****6112204	4,031,234,627	363,181,888	4,394,416,515	3,007,422,544	1,383,401,324	10,152,561	8,775,087,823

## NOTE 17 - STATEMENT OF NON-FINANCIAL ASSETS 2022

<b>Building- 9151:</b>	375,071,254,691
<b>Machinery- 9152:</b>	391,099,777,383
<b>Land- 9153:</b>	1,010,203,611,484
<b>Intangible- 9154:</b>	6,701,795,977
<b>Biological- 9155:</b>	121,170,370
<b>WIP- 9160:</b>	307,165,808,191
<b>Lease- 9180:</b>	2,924,579,620
<b>Grand Total:</b>	<b>2,093,287,997,716</b>

Ledger	Category	Item	Code	Closing Balance 2021	Opening Balance Addition During the Year	Opening Balance 2022	Transfer In	Purchases	Disposals	Closing Balance 2022
		Furniture	****6112205	17,394,526,131	2,176,137,927	19,570,664,058	20,335,076	744,292,863	230,798,739	20,104,493,258
		Musical Instruments	****6112206	704,657,726	26,835,910	731,493,636	31,500	143,322,252	1,178,000	873,669,388
		Medical Equipment	****6112207	32,134,830,006	8,332,418,831	40,467,248,837	41,084,650	772,350,891	13,031,825	41,267,652,553
		Sports Equipment	****6112208	476,528,827	26,660,186	503,189,013	-	57,553,552	10,959,260	549,783,304
		Paintings Sculptures & Other Antiques	****6112209	11,758,525	844,357	12,602,882	-	109,600	-	12,712,482
		Books Periodical & Journals	****6112210	64,818,063	4,965,947	69,784,010	-	721,829	9,700	70,496,139
		Laboratory Instruments	****6112211	7,897,512,344	272,515,264	8,170,027,608	23,253,129	158,071,233	20,996,286	8,330,355,685
		Industrial & Manufacturing Equipment	****6112212	5,083,294,076	14,925,611	5,098,219,687	64,377,350	343,798,557	5,520,107	5,500,875,487
		Construction Equipment	****6112213	2,207,580,875	11,828,170	2,219,409,045	-	59,130,426	413,730	2,278,125,741
		Broadcasting Equipment	****6112214	383,010,734	38,725,255	421,735,989	62,800	8,431,698	31,500	430,198,986
		Defence Equipment	****6112215	7,658,203,584	15,311,424	7,673,515,008	215,635	203,141,737	32,181,273	7,844,691,107
		Agricultural & Dairy Farm Equipment	****6112216	462,737,109	82,216,038	544,953,146	-	12,330,088	449,000	556,834,235
		Fire Protection Equipment	****6112217	588,517,225	24,164,822	612,682,047	10,850	61,903,130	7,345,474	667,250,553

## NOTE 17 - STATEMENT OF NON-FINANCIAL ASSETS 2022

<b>Building- 9151:</b>	375,071,254,691
<b>Machinery- 9152:</b>	391,099,777,383
<b>Land- 9153:</b>	1,010,203,611,484
<b>Intangible- 9154:</b>	6,701,795,977
<b>Biological- 9155:</b>	121,170,370
<b>WIP- 9160:</b>	307,165,808,191
<b>Lease- 9180:</b>	2,924,579,620
<b>Grand Total:</b>	<b>2,093,287,997,716</b>

Ledger	Category	Item	Code	Closing Balance 2021	Opening Balance Addition During the Year	Opening Balance 2022	Transfer In	Purchases	Disposals	Closing Balance 2022
	<b>9152-Sub Total</b>			<b>349,367,419,110</b>	<b>30,258,937,954</b>	<b>379,626,357,064</b>	<b>6,533,936,181</b>	<b>8,719,832,328</b>	<b>3,780,348,190</b>	<b>391,099,777,383</b>
9153-->	4.1-Land		61410	437,620,168,083	11,632,293,027	449,252,461,110	60,214,604	2,416,498,181	2,354,266,068	449,374,907,827
		Land	****614100	437,620,168,083	11,632,293,027	449,252,461,110	60,214,604	2,416,498,181	2,354,266,068	449,374,907,827
9153-->	4.1-Urban or Built-Up Land		61411	466,516,054,465	3,192,946,000	469,709,000,465	-	-	125,873,000	469,583,127,465
		Commercial and Services	****6141101	3,051,596,850	-	3,051,596,850	-	-	-	3,051,596,850
		Industrial	****6141102	-	-	-	-	-	-	-
		Transportation, Communication and	****6141103	407,396,141,500	-	407,396,141,500	-	-	-	407,396,141,500
		Mixed Urban	****6141104	56,068,316,115	3,192,946,000	59,261,262,115	-	-	125,873,000	59,135,389,115
9153-->	Water		61414	87,584,591,712	630,904,378	88,215,496,090	1,165,178,352	1,556,084,586	115,967,836	90,820,791,193
		Streams and Canals	****6141401	15,738,790,071	-	15,738,790,071	-	11,582,000	-	15,750,372,071
		Lakes	****6141402	617,000,000	-	617,000,000	-	-	-	617,000,000
		Reservoirs	****6141403	71,227,792,063	630,904,378	71,858,696,441	1,165,178,352	1,536,979,919	108,445,169	74,452,409,544
		Bays and Estuaries	****6141404	1,009,578	-	1,009,578	-	7,522,667	7,522,667	1,009,578

## NOTE 17 - STATEMENT OF NON-FINANCIAL ASSETS 2022

<b>Building- 9151:</b>	375,071,254,691
<b>Machinery- 9152:</b>	391,099,777,383
<b>Land- 9153:</b>	1,010,203,611,484
<b>Intangible- 9154:</b>	6,701,795,977
<b>Biological- 9155:</b>	121,170,370
<b>WIP- 9160:</b>	307,165,808,191
<b>Lease- 9180:</b>	2,924,579,620
<b>Grand Total:</b>	<b>2,093,287,997,716</b>

Ledger	Category	Item	Code	Closing Balance 2021	Opening Balance Addition During the Year	Opening Balance 2022	Transter In	Purchases	Disposals	Closing Balance 2022
9153-->	Barren Land		61416	395,215,000	42,520,000	437,735,000	-	-	12,950,000	424,785,000
		Sandy Areas Other than Beaches	****6141603	395,215,000	42,520,000	437,735,000	-	-	12,950,000	424,785,000
	<b>9153-Sub Total</b>			<b>992,116,029,260</b>	<b>15,498,663,405</b>	<b>1,007,614,692,665</b>	<b>1,225,392,956</b>	<b>3,972,582,766</b>	<b>2,609,056,903</b>	<b>1,010,203,611,484</b>
9154-->	5.3 Other Non Financial- Intangible		61133	2,060,785,092	-	2,060,785,092	-	4,687,738,967	46,728,082	6,701,795,977
		Computer Software	****6113301	1,989,319,106	-	1,989,319,106	-	4,683,653,100	46,728,082	6,626,244,123
		Licenses	****6113302	8,052,603	-	8,052,603	-	1,907,051	-	9,959,653
		Patents & Copyrights	****6113303	-	-	-	-	-	-	-
		Broadcast Rights	****6113305	917,649	-	917,649	-	-	-	917,649
		Service Contracts	****6113306	62,495,734	-	62,495,734	-	2,178,817	-	64,674,551
	<b>9154-Sub Total</b>			<b>2,060,785,092</b>	<b>-</b>	<b>2,060,785,092</b>	<b>-</b>	<b>4,687,738,967</b>	<b>46,728,082</b>	<b>6,701,795,977</b>
9155-->	5.2 Other Non Financial-		61132	121,170,370	-	121,170,370	-	-	-	121,170,370
		Biological Assets	****6113201	60,458,670	-	60,458,670	-	-	-	60,458,670

## NOTE 17 - STATEMENT OF NON-FINANCIAL ASSETS 2022

<b>Building- 9151:</b>	375,071,254,691
<b>Machinery- 9152:</b>	391,099,777,383
<b>Land- 9153:</b>	1,010,203,611,484
<b>Intangible- 9154:</b>	6,701,795,977
<b>Biological- 9155:</b>	121,170,370
<b>WIP- 9160:</b>	307,165,808,191
<b>Lease- 9180:</b>	2,924,579,620
<b>Grand Total:</b>	<b>2,093,287,997,716</b>

Ledger	Category	Item	Code	Closing Balance 2021	Opening Balance Addition During the Year	Opening Balance 2022	Transer In	Purchases	Disposals	Closing Balance 2022
		Plant for Harvest	****6113202	44,500	-	44,500	-	-	-	44,500
		Plants for Timber	****6113203	189,000	-	189,000	-	-	-	189,000
		Animal for Dairy	****6113210	60,478,200	-	60,478,200	-	-	-	60,478,200
	<b>9155-Sub Total</b>			<b>121,170,370</b>	-	<b>121,170,370</b>	-	-	-	<b>121,170,370</b>
9160-->	1.4-WIP- Building & Structure		61114	115,344,549,180	102,562,699,889	217,907,249,070	87,468,061,580	7,001,914,761	5,211,417,219	307,165,808,191
		WIP-Building & Structure	****611140	64,823,286,441	308,330,863	65,131,617,304	451,250,734	3,232,151,120	4,758,721,364	64,056,297,795
		House Boats	****611141	3,733,820	-	3,733,820	-	-	-	3,733,820
		Hospitals	****6111410	2,568,449,628	-	2,568,449,628	-	149,207,366	-	2,717,656,994
		Building for Public Entertainment	****6111411	688,714,183	-	688,714,183	-	152,190,689	-	840,904,873
		Warehouse	****6111412	1,856,941,056	-	1,856,941,056	-	43,681,445	-	1,900,622,501
		Airport	****6111413	-	-	-	-	-	-	-
		Crematorium	****6111414	83,007	-	83,007	-	-	-	83,007
		Markets	****6111415	4,300,901	2,709,718	7,010,620	-	5,271,768	-	12,282,388
		Laboratories & Research Stations	****6111416	4,300,901	-	4,300,901	-	6,847,440	-	11,148,341
		Factories	****6111417	13,562,782	1,650,354	15,213,136	-	7,208,502	-	22,421,638
		Highways Street Road	****6111418	302,334	91,172,012,562	91,172,314,896	81,379,886,772	-	-	172,552,201,668

## NOTE 17 - STATEMENT OF NON-FINANCIAL ASSETS 2022

<b>Building- 9151:</b>	375,071,254,691
<b>Machinery- 9152:</b>	391,099,777,383
<b>Land- 9153:</b>	1,010,203,611,484
<b>Intangible- 9154:</b>	6,701,795,977
<b>Biological- 9155:</b>	121,170,370
<b>WIP- 9160:</b>	307,165,808,191
<b>Lease- 9180:</b>	2,924,579,620
<b>Grand Total:</b>	<b>2,093,287,997,716</b>

Ledger	Category	Item	Code	Closing Balance 2021	Opening Balance Addition During the Year	Opening Balance 2022	Transfer In	Purchases	Disposals	Closing Balance 2022
		Bridges	****6111419	24,744,321	9,717,915,046	9,742,659,367	4,887,611,621	118,549	-	14,630,389,537
		Garages	****611142	24,744,321	-	24,744,321	-	155,882	-	24,900,203
		Railways Subways	****6111421	-	-	-	-	477,900	-	477,900
		Air Field Runways	****6111422	636,380	-	636,380	-	67,626	-	704,006
		Harbors Dams & Other Water Works	****6111423	2,991,260	-	2,991,260	-	12,796,841	-	15,788,101
		Structures Associated with Mining Subsoil Assets	****6111424	4,023,641	-	4,023,641	-	-	-	4,023,641
		Communication Line Power Line & Pipelines	****6111425	47,723,719	92,600	47,816,319	-	4,153,648	-	51,969,967
		Outdoor Sport & Recreation Facilities	****6111426	943,542,661	14,065,314	957,607,975	-	12,673,926	37,693,297	932,588,604
		Sewerage Treatment Complex	****6111427	19,301,531	-	19,301,531	-	-	-	19,301,531
		Pumping Station	****6111428	156,634,794	-	156,634,794	-	-	-	156,634,794
		Farms and Agriculture Related Assets	****6111429	3,262,086	-	3,262,086	-	-	-	3,262,086
		Mobile Home	****611143	59,646,783	824,550	60,471,333	-	683,964	-	61,155,297
		Rest Houses	****6111430	2,488,956	-	2,488,956	-	-	-	2,488,956
		Housing Schemes/ Flats	****611144	3,223,613	-	3,223,613	-	-	-	3,223,613
		Hotels & Restaurants	****611145	4,937,614	-	4,937,614	-	1,175,360	-	6,112,974
		Quarters	****611146	5,207,804,130	502,577,951	5,710,382,081	35,979,633	559,378,230	-	6,305,739,944
		Circuit Bungalows	****611147	169,891,702	21,651,000	191,542,702	-	3,719,640	-	195,262,343

## NOTE 17 - STATEMENT OF NON-FINANCIAL ASSETS 2022

<b>Building- 9151:</b>	375,071,254,691
<b>Machinery- 9152:</b>	391,099,777,383
<b>Land- 9153:</b>	1,010,203,611,484
<b>Intangible- 9154:</b>	6,701,795,977
<b>Biological- 9155:</b>	121,170,370
<b>WIP- 9160:</b>	307,165,808,191
<b>Lease- 9180:</b>	2,924,579,620
<b>Grand Total:</b>	<b>2,093,287,997,716</b>

Ledger	Category	Item	Code	Closing Balance 2021	Opening Balance Addition During the Year	Opening Balance 2022	Transter In	Purchases	Disposals	Closing Balance 2022
		Office Building	****611148	34,569,469,572	799,226,994	35,368,696,566	713,332,819	2,760,359,281	82,523,231	38,759,865,435
		Schools	****611149	4,135,807,045	21,642,937	4,157,449,981	-	49,595,583	332,479,328	3,874,566,237
	<b>9160-Sub Total</b>			<b>115,344,549,180</b>	<b>102,562,699,889</b>	<b>217,907,249,070</b>	<b>87,468,061,580</b>	<b>7,001,914,761</b>	<b>5,211,417,219</b>	<b>307,165,808,191</b>
9180-->	2.3-Lease Asset		61123	1,168,658,903	-	1,168,658,903	-	1,755,920,717	-	2,924,579,620
		Lease-Passenger Vehicle	****6112301	993,758,903	-	993,758,903	-	562,488,257	-	1,556,247,160
		Lease- Cargo Vehicle	****6112302	174,900,000	-	174,900,000	-	70,000	-	174,970,000
		Lease-Agricultural vehicle	****6112303	-	-	-	-	655,974,211	-	655,974,211
		Lease-Ambulance	****6112305	-	-	-	-	537,388,250	-	537,388,250
		Lease-Motor Cycle	****6112309	-	-	-	-	-	-	-
	<b>9180-Sub Total</b>			<b>1,168,658,903</b>	<b>-</b>	<b>1,168,658,903</b>	<b>-</b>	<b>1,755,920,717</b>	<b>-</b>	<b>2,924,579,620</b>
	<b>Grand Total</b>			<b>1,802,121,016,082</b>	<b>179,544,243,407</b>	<b>1,981,665,259,489</b>	<b>99,211,533,215</b>	<b>78,473,616,419</b>	<b>66,062,411,407</b>	<b>2,093,287,997,716</b>

	Actual	
	2022	2021
	Rs.	Rs.
<b><u>NOTE - 18 ADVANCES TO PUBLIC OFFICERS</u></b>		
Advances to Public Officers Transferred to Provincial Councils (7004)	191,466,910	191,466,910
Advances to Public Officers of the Central Government (8493)	30,277,939,580	31,164,768,473
	<b>30,469,406,491</b>	<b>31,356,235,383</b>
<b><u>NOTE - 19 ADVANCES TO GOVERNMENT DEPARTMENTS</u></b>		
Treasury Authorized Advance Account (7000)	16,093,892,983	15,727,677,353
	<b>16,093,892,983</b>	<b>15,727,677,353</b>
<b><u>NOTE - 20 MEMBERSHIP FEES PAID</u></b>		
International Monetary Institutions Membership Fees (8234)	1,268,673,389	1,268,673,389
Foreign Aid Counterpart Fund - Grants (8317)	1,631,694,933	1,631,694,933
	<b>2,900,368,322</b>	<b>2,900,368,322</b>



## NOTE 21 - ON LENDING

	Name of the Institution	Balance as at 01.01.2022	New Loan During 2022	Amount Settled During 2022	Balance as at 31.12.2022
		Rs.	Rs.	Rs.	Rs.
1	Sri Lanka Ports Authority	49,691,147,097	55,185,112	6,674,775,802	46,087,006,058
	<b>Add / (Less) :</b> Parity Variance	3,015,449,651			40,321,328,508
	<b>Balance</b>	<b>52,706,596,748</b>	<b>55,185,112</b>	<b>6,674,775,802</b>	<b>86,408,334,566</b>
2	Development Finance Corporation of Ceylon	19,564,210,260	560,145,383	4,939,464,256	15,044,229,566
	<b>Add / (Less) :</b> Parity Variance	106,946,330			1,126,933,005
	<b>Add / (Less) :</b> Adjustment	-			-
	<b>Less:</b> Revolving Recoveries/ Disbursement	(247,608,150)			(227,324,680)
	<b>Balance</b>	<b>19,423,548,439</b>	<b>560,145,383</b>	<b>4,939,464,256</b>	<b>15,943,837,890</b>
3	Regional Development Bank (Lankaputhra Dev. Bank)	2,701,986,562	-	340,639,314	2,556,743,009
	<b>Add / (Less) :</b> Parity Variance	195,395,762			2,275,560,211
	<b>Balance</b>	<b>2,897,382,324</b>	<b>-</b>	<b>340,639,314</b>	<b>4,832,303,220</b>
4	People's Bank	5,663,436,834	372,864,248	805,264,456	5,164,209,227
	<b>Add / (Less) :</b> Parity Variance/ Adjustment	0			-
	<b>Less:</b> Revolving Recoveries/ Disbursement	(66,827,399)			(52,465,575)
	<b>Balance</b>	<b>5,596,609,435</b>	<b>372,864,248</b>	<b>805,264,456</b>	<b>5,111,743,652</b>
5	National Development Bank	10,326,189,612	1,409,560,498	1,040,464,389	10,428,960,682
	<b>Add / (Less) :</b> Parity Variance/ Adjustment	-			-
	<b>Less:</b> Revolving Recoveries/ Disbursement	(266,325,038)			(321,969,975)
	<b>Balance</b>	<b>10,059,864,574</b>	<b>1,409,560,498</b>	<b>1,040,464,389</b>	<b>10,106,990,707</b>
6	Colombo Municipal Council	2,105,283,566	221,620,576	154,793,476	2,172,110,666
	<b>Add / (Less) :</b> Parity Variance/ Adjustment	-			-
	<b>Balance</b>	<b>2,105,283,566</b>	<b>221,620,576</b>	<b>154,793,476</b>	<b>2,172,110,666</b>
7	National Water Supply & Drainage Board	1,195,834,546	1,651,389,131	-	2,847,223,677
	<b>Add / (Less) :</b> Parity Variance/ Adjustment	-			-
	<b>Balance</b>	<b>1,195,834,546</b>	<b>1,651,389,131</b>	<b>-</b>	<b>2,847,223,677</b>
8	Sampath Bank Ltd.	7,605,510,127	954,616,308	1,038,290,122	7,130,150,239
	<b>Add / (Less) :</b> Parity Variance/ Adjustment	0	-	-	(0)
	<b>Less:</b> Revolving Recoveries/ Disbursement	(391,686,073)			(196,199,967)
	<b>Balance</b>	<b>7,213,824,054</b>	<b>954,616,308</b>	<b>1,038,290,122</b>	<b>6,933,950,272</b>
9	Hatton National Bank PLC	7,885,280,991	1,566,261,427	972,350,794	8,268,287,464
	<b>Add / (Less) :</b> Parity Variance/ Adjustment	-			-
	<b>Less:</b> Revolving Recoveries/ Disbursement	(210,904,160)			(46,996,560)
	<b>Balance</b>	<b>7,674,376,831</b>	<b>1,566,261,427</b>	<b>972,350,794</b>	<b>8,221,290,904</b>
10	Commercial Bank of Ceylon PLC	9,559,341,974	1,124,821,561	2,133,750,957	8,199,395,920
	<b>Add / (Less) :</b> Parity Variance	18,472,778	-	-	206,751,625
	<b>Add / (Less) :</b> Adjustment				25,000,000
	<b>Less:</b> Revolving Recoveries/ Disbursement	(369,489,436)			(182,274,322)
	<b>Balance</b>	<b>9,208,325,316</b>	<b>1,124,821,561</b>	<b>2,133,750,957</b>	<b>8,248,873,223</b>
11	Nations Trust Bank	4,505,119,058	1,210,766,677	820,963,026	4,894,922,709
	<b>Less:</b> Revolving Recoveries/ Disbursement	-			-
	<b>Balance</b>	<b>4,505,119,058</b>	<b>1,210,766,677</b>	<b>820,963,026</b>	<b>4,894,922,709</b>
12	Seylan Bank PLC	5,289,499,151	924,722,998	666,033,376	5,323,972,676
	<b>Less:</b> Revolving Recoveries/ Disbursement	(224,216,096)			(203,358,340)
	<b>Less:</b> Adjustment				(22,800,000)
	<b>Balance</b>	<b>5,065,283,055</b>	<b>924,722,998</b>	<b>666,033,376</b>	<b>5,097,814,336</b>
13	Sri Lanka Savings Bank	254,108,992	-	-	254,108,993
	<b>Add / (Less) :</b> Parity Variance/ Adjustment	1			-
	<b>Balance</b>	<b>254,108,993</b>	<b>-</b>	<b>-</b>	<b>254,108,993</b>
14	Sarvodaya Economic & Enterprises Dev. Service	620,395,760	-	28,000,000	592,395,760
15	Local Loan Development Fund	4,438,342,575	-	277,866,430	4,160,476,145
16	Bank of Ceylon	6,177,437,792	1,273,841,089	751,118,027	6,637,067,606
	<b>Add / (Less) :</b> Parity Variance/ Adjustment	-	-	-	-
	<b>Less:</b> Revolving Recoveries/ Disbursement	(63,093,249)			(60,031,255)
	<b>Balance</b>	<b>6,114,344,544</b>	<b>1,273,841,089</b>	<b>751,118,027</b>	<b>6,577,036,351</b>
17	Regional Development Bank (Kandurata)	1,350,657	-	-	251,000
	<b>Add / (Less) :</b> Parity Variance/ Adjustment	-	-	-	-
	<b>Less:</b> Revolving Recoveries/ Disbursement	(1,099,657)			(251,000)
	<b>Balance</b>	<b>251,000</b>	<b>-</b>	<b>-</b>	<b>-</b>
18	Sanasa Development Bank (IFAD 283)	11,114,479	-	-	11,114,479
	<b>Add / (Less) :</b> Parity Variance/ Adjustment	-			-
	<b>Balance</b>	<b>11,114,479</b>	<b>-</b>	<b>-</b>	<b>11,114,479</b>
19	Sanasa Development Bank	483,267,400	277,428,687	-	687,235,637
	<b>Add / (Less) :</b> Parity Variance/ Adjustment	-			(6,000,000)
	<b>Less:</b> Revolving Recoveries/ Disbursement	(73,460,450)			(76,120,500)
	<b>Balance</b>	<b>409,806,950</b>	<b>277,428,687</b>	<b>-</b>	<b>605,115,137</b>

## NOTE 21 - ON LENDING

	Name of the Institution	Balance as at 01.01.2022	New Loan During 2022	Amount Settled During 2022	Balance as at 31.12.2022
		Rs.	Rs.	Rs.	Rs.
20	Regional Development Bank <b>Less:</b> Revolving Recoveries/ Disbursement <b>Add / (Less):</b> Adjustment	6,836,000,832 (209,916,660) 2	1,576,303,944	725,821,590	7,476,566,529 (190,801,431) 3,800,000
	<b>Balance</b>	<b>6,626,084,175</b>	<b>1,576,303,944</b>	<b>725,821,590</b>	<b>7,289,565,098</b>
21	Min.of Agricultural Dev. Agrarian Services	2,267,918,905	-	6,639,655	2,261,279,249
22	Alliance Finance Company Ltd. <b>Add / (Less):</b> Parity Variance/ Adjustment	30,866,774 -	-	15,509,909	15,356,865 -
	<b>Balance</b>	<b>30,866,774</b>	<b>-</b>	<b>15,509,909</b>	<b>15,356,865</b>
23	Revolving Funds with Central Bank of Sri Lanka <b>Add:</b> Parity Variance/ Adjustment <b>Add:</b> Revolving Recoveries/ Disbursement	11,528,816,370 260,943,138 2,124,626,368	733,865,749	753,213,301 -	13,895,038,322 169,289,278 1,557,793,604
	<b>Balance</b>	<b>13,914,385,875</b>	<b>733,865,749</b>	<b>753,213,301</b>	<b>15,622,121,204</b>
24	HDFC / NHDA <b>Add / (Less):</b> Parity Variance/ Adjustment	102,311,881 (0)	-	15,388,281	86,923,600 -
	<b>Balance</b>	<b>102,311,881</b>		<b>15,388,281</b>	<b>86,923,600</b>
25	Airport & Aviation Services (Sri Lanka) Ltd <b>Add / (Less):</b> Parity Variance/ Adjustment	9,159,661,099 (308,692,125)	- -	1,255,352,631 -	7,595,616,344 4,767,686,776
	<b>Balance</b>	<b>8,850,968,975</b>	<b>-</b>	<b>1,255,352,631</b>	<b>12,363,303,120</b>
26	Pan Asia Banking Corporation PLC <b>Add / (Less):</b> Adjustment		247,350,000	-	247,350,000 -
	<b>Balance</b>		<b>247,350,000</b>	<b>-</b>	<b>247,350,000</b>
27	Union Bank of Colombo PLC <b>Add / (Less):</b> Adjustment		592,550,000	-	592,550,000 -
	<b>Balance</b>		<b>592,550,000</b>	<b>-</b>	<b>592,550,000</b>
28	Litro Gas Lanka Limited <b>Add / (Less):</b> Parity Variance	-	25,520,777,225	25,846,233,846	(325,456,620) 325,456,620
	<b>Balance</b>		<b>25,520,777,225</b>	<b>25,846,233,846</b>	<b>0</b>
29	Ceylon Petroleum Corporation <b>Add / (Less):</b> Parity Variance		228,770,919,566		228,770,919,566 30,361,398,477
	<b>Balance</b>		<b>228,770,919,566</b>	<b>-</b>	<b>259,132,318,043</b>
30	Ministry of Agriculture (Fertilizer) <b>Add / (Less):</b> Parity Variance/ Adjustment		29,799,147,396	10,986,225,637	18,812,921,758
	<b>Balance</b>		<b>29,799,147,396</b>	<b>10,986,225,637</b>	<b>18,812,921,758</b>
	<b>On Lending Based on Foreign Aids</b>	<b>171,292,948,831</b>	<b>298,844,137,572</b>	<b>60,248,159,276.06</b>	<b>489,443,331,627</b>
31	Central Bank - SEPI Loan Scheme <b>Add / (Less):</b> Adjustment	160,242,106 (132)	20,000,000	75,340,059	104,901,916 (131)
	<b>Balance</b>	<b>160,241,975</b>	<b>20,000,000</b>	<b>75,340,059</b>	<b>104,901,785</b>
32	Local Loans & Development Fund <b>Add / (Less):</b> Adjustment	90,219,520	-	17,123,537	73,095,983 (0)
	<b>Balance</b>	<b>90,219,520</b>	<b>-</b>	<b>17,123,537</b>	<b>73,095,983</b>
33	Sri Lanka Rubber Manufacture & Dev. Corporation	773,340,000	-	6,228,375	767,111,625
34	AHF Loan Scheme 2004/ 2005 <b>Add / (Less):</b> Adjustment	14,788,156	-	10,875,658	3,912,499 0
	<b>Balance</b>	<b>14,788,156</b>	<b>-</b>	<b>10,875,658</b>	<b>3,912,499</b>
35	Petroleum Development Authority of Sri Lanka	243,688,911	-	-	243,688,911
36	Department of Treasury Operations - (PLGF)	916,231,000	-	-	916,231,000
37	Urban Settlement Dev. Authority <b>Add / (Less):</b> Adjustment		-	125,016,000	(125,016,000) 125,016,000
	<b>Balance</b>			<b>125,016,000</b>	<b>-</b>
	<b>On Lending Based on Domestic Funds</b>	<b>2,198,509,563</b>	<b>20,000,000</b>	<b>234,583,629</b>	<b>2,108,941,803</b>
	<b>Total (Before Parity Variance/Adjustment)</b>	<b>170,463,885,998</b>	<b>298,864,137,572</b>	<b>60,482,742,905</b>	<b>412,167,158,209</b>
	<b>Total Parity Variance</b>	<b>3,027,572,396</b>	<b>-</b>	<b>-</b>	<b>79,385,115,222</b>
	<b>Total (After Parity Variance/Adjustment)</b>	<b>173,491,458,394</b>	<b>298,864,137,572</b>	<b>60,482,742,905</b>	<b>491,552,273,430</b>

**Note - 22 : Capital Contribution or Shareholdings in the Commercial Public Corporations / State Owned Companies / Other Companies / Plantation Companies / Development Banks (8468 / 8548)**

	Balance as at 01.01.2022	Additions/ Adjustments in 2022	Reductions/ Adjustments in 2022	Balance as at 31.12.2022
	Rs.	Rs.	Rs.	Rs.
Note - 22.1 (a) Capital Contribution in Commercial Public Corporations	556,263,998,278	1,404,756,925,152	1,022,280,600	1,959,998,642,830
Note - 22.1 (b) Contribution to the Central Bank of Sri Lanka	15,000,000	-	-	15,000,000
Note - 22.2 Shareholdings in Government Owned or Other Companies	193,563,349,886	-	-	193,563,349,886
Note - 22.3 Shareholdings in Plantation Companies	1,696,237,450	-	-	1,696,237,450
Note - 22.4 Shareholdings in Companies in Dollar Denomination	1,685,080,055	1,469,607,975	-	3,154,688,030
Note - 22.5 Shareholdings in Development Banks	7,553,739,709	-	-	7,553,739,709
<b>Total</b>	<b>760,777,405,378</b>	<b>1,406,226,533,127</b>	<b>1,022,280,600</b>	<b>2,165,981,657,905</b>

**Note - 22.1 (a) Capital Contribution in Commercial Public Corporations**

Name	Balance as at 01.01.2022	Additions/ Adjustments in 2022	Reductions/ Adjustments in 2022	Balance as at 31.12.2022
	Rs.	Rs.	Rs.	Rs.
1 Agriculture and Agrarian Insurance Board	50,000,000	-	-	50,000,000
2 Bank of Ceylon	25,000,000,000	730,000,000	-	25,730,000,000
3 Central Engineering Consultancy Bureau	500,000	-	-	500,000
4 Ceylon Ceramic Corporation	2,640,000	-	-	2,640,000
5 Ceylon Electricity Board	365,054,568,649	500,111,740,916	1,022,280,600	864,144,028,965
6 Ceylon Fisheries Corporation	326,609,805	-	-	326,609,805
7 Ceylon Fishery Harbours Corporation	350,099,843	-	-	350,099,843
8 Ceylon Petroleum Corporation	28,487,125,000	884,093,386,477	-	912,580,511,477
9 Coconut Development Authority	88,943,221	-	-	88,943,221
10 Condominium Management Authority	500,000	-	-	500,000
11 Co-operative Wholesale Establishment	5,488,810,250	-	-	5,488,810,250
12 Export Development Board	10,014,284	-	-	10,014,284
13 Geological Survey and Mines Bureau	98,316,264	-	-	98,316,264
14 Janatha Estates Development Board	3,670,000,000	-	-	3,670,000,000
15 National Equipment and Machinery Organization	-	58,400,000	-	58,400,000
16 National Gem & Jewelry Authority	30,000,000	-	-	30,000,000
17 National Transport Medical Institute	62,099,697	-	-	62,099,697
18 National Films Corporation of Sri Lanka	10,000,000	-	-	10,000,000
19 National Institute of Business Management	57,175,766	-	-	57,175,766
20 National Livestock Development Board	6,801,995,542	-	-	6,801,995,542
21 National Lotteries Board	21,263,100	-	-	21,263,100
22 National Savings Bank	9,400,000,000	-	-	9,400,000,000
23 National Water Supply & Drainage Board	75,388,884,922	19,290,897,759	-	94,679,782,681
24 National Housing Development Authority	40,000,000	-	-	40,000,000
25 People's Bank	12,198,133,000	-	-	12,198,133,000
26 Paddy Marketing Board	2,807,734,713	-	-	2,807,734,713
27 Sri Jayewardenapura General Hospital	1,016,825,162	-	-	1,016,825,162
28 Sri Lanka Bureau of Foreign Employment	691,161,789	-	-	691,161,789
29 Sri Lanka Institute of Hotel Management	454,850,952	-	-	454,850,952
30 Sri Lanka Ayurvedic Drugs Corporation	5,000,000	-	-	5,000,000
31 Sri Lanka Broadcasting Corporation	440,239,085	40,000,000	-	480,239,085
32 Sri Lanka Cashew Corporation	427,287,074	-	-	427,287,074
33 Sri Lanka Cement Corporation	966,971,844	-	-	966,971,844
34 Sri Lanka Transport Board	3,944,890,550	-	-	3,944,890,550
35 Sri Lanka Export Credit Insurance Corporation	30,000,000	-	-	30,000,000
36 Sri Lanka Handicraft Board	69,629,000	-	-	69,629,000
37 Sri Lanka Land Reclamation & Development Corporation	1,000,000	-	-	1,000,000
38 Sri Lanka Ports Authority	7,535,916,027	-	-	7,535,916,027
39 Sri Lanka Rupavahini Corporation	735,743,000	25,000,000	-	760,743,000
40 Sri Lanka Tourism Promotion Bureau	33,069,157	-	-	33,069,157
41 Sri Lanka Tea Board	672,012,202	-	-	672,012,202
42 State Development & Construction Corporation	16,671,650	-	-	16,671,650

	Balance as at 01.01.2022	Additions/ Adjustments in 2022	Reductions/ Adjustments in 2022	Balance as at 31.12.2022
	Rs.	Rs.	Rs.	Rs.
43 State Engineering Corporation of Sri Lanka	298,000,000	407,500,000	-	705,500,000
44 State Mortgage & Investment Bank	889,813,000	-	-	889,813,000
45 State Pharmaceuticals Corporation of Sri Lanka	59,055,258	-	-	59,055,258
46 State Pharmaceuticals Manufacturing Corporation	690,079,000	-	-	690,079,000
47 State Printing Corporation	15,000,000	-	-	15,000,000
48 State Timber Corporation	41,503,668	-	-	41,503,668
49 Telecommunication Regulatory Commission	526,214,744	-	-	526,214,744
50 Urban Development Authority	1,257,651,060	-	-	1,257,651,060
<b>Total (22.1)</b>	<b>556,263,998,278</b>	<b>1,404,756,925,152</b>	<b>1,022,280,600</b>	<b>1,959,998,642,830</b>

**Note - 22.1 (b) Central Bank of Sri Lanka**

Name	Balance as at 01.01.2022	Additions/ Adjustments in 2022	Reductions/ Adjustments in 2022	Balance as at 31.12.2022
	Rs.	Rs.	Rs.	Rs.
1 Central Bank of Sri Lanka	15,000,000	-	-	15,000,000

**NOTE - 22.2 - SHAREHOLDING IN GOVERNMENT OWNED OR OTHER COMPANIES**

Company	Number of Shares				Nominal Value per Share Rs.	Value of the Investment as at 01.01.2022 Rs.	Value of the Investment as at 31.12.2022 Rs.	Percentage of Share holdings by the Treasury
	As at 01.01.2022	Additions/ Adjustments	Deductions/ Adjustments	As at 31.12.2022				
1 Airport & Aviation Services (Sri Lanka) Ltd	200,000			200,000	100.00	20,000,000	20,000,000	98.00
2 BCC Lanka Ltd.	10,000,000			10,000,000	10.00	100,000,000	100,000,000	100.00
3 Bogala Graphite Lanka PLC	254,500			254,500	10.00	2,545,000	2,545,000	0.54
4 Lanka Building Materials Corporation Ltd.	254,500			254,500	0.46	118,331	118,331	
5 Ceylon Agro-Industries Ltd.	1,000,000			1,000,000	10.00	10,000,000	10,000,000	100.00
6 Ceylon Fertilizer Co. Ltd.	11,903,402			11,903,402	5.00	59,517,010	59,517,010	5.62
7 Ceylon Hotels Corporation PLC (Preference Shares Only)	50,245,608			50,245,608	10.00	502,456,080	502,456,080	100.00
8 Ceylon Shipping Corporation Ltd.	1,200,000			1,200,000	2.00	2,400,000	2,400,000	2.00
9 Ceylon Shipping Lines Ltd	5,000,000			5,000,000	10.00	50,000,000	50,000,000	100.00
10 Cey-Nor Foundation Ltd.	-			-		-	-	-
11 Colombo Commercial Fertilizer Ltd.	4,000,000			4,000,000	10.00	40,000,000	40,000,000	100.00
12 Commercial Bank of Ceylon PLC	10,000,000			10,000,000	10.00	100,000,000	100,000,000	100.00
13 Cultural Publication Company Ltd.	32,655			32,655	5.00	163,275	163,275	0.0037
14 CWG Hambanthota 2018	3,164			3,164	113.60	359,430	359,430	
15 Distance Learning Center Ltd	600			600	100.00	60,000	60,000	-
16 Galadari Hotels (Lanka) PLC	10,000,000			10,000,000	10.00	100,000,000	100,000,000	79.00
17 Hotel Developers (Lanka) PLC	14,206,509			14,206,509	10.00	142,065,090	142,065,090	99.99
18 Human Resources Services Agency (Guarantee) Ltd.	292,200			292,200	10.00	2,922,000	2,922,000	0.058
19 Kingsbury PLC (Hotel Services Ltd)	2,046,645,686			2,046,645,686	10.00	20,466,456,860	20,466,456,860	100.00
20 Hunas Falls Hotels PLC	-			-		5,000,000	5,000,000	100.00
21 Independent Television Network Ltd.	2,263			2,263	10.00	22,630	22,630	0.0128
22 Information & Communication Technology Agency of Sri Lanka (Pvt) Ltd.	1			1	10.00	10	10	-
23 Kahatagaha Grafite Lanka Ltd.	9,500,000			9,500,000	10.00	95,000,000	95,000,000	100.00
24 Kalubowitiyana Tea Factory Ltd.	2			2	10.00	20	20	100.00
25 Kantale Sugar Industries Ltd.	1,300,000			1,300,000	10.00	13,000,000	13,000,000	100.00
26 Lafarge Mahaweli Cement (Pvt) Ltd.	4,637,500			4,637,500	10.00	46,375,000	46,375,000	99.90
27 Laxapana Batteries PLC - (Elephant Lite Corporation Ltd) (5% Cumulative Preference Shares)	2,689,993			2,689,993	100.00	268,999,300	268,999,300	100.00
28 Lanka Canneries Ltd.	480,000			480,000	10.00	4,800,000	4,800,000	10.00
29 Lanka Cement Ltd.	1,000			1,000	10.00	10,000	10,000	5.00
30 Lanka Coal Company (Pvt) Ltd.	40,002			40,002	100.00	4,000,200	4,000,200	9.09
31 Lanka Electricity Company (Pvt) Ltd.	22,246,000			22,246,000	10.00	222,460,000	222,460,000	13.00
32 Lakdiwa Engineering Company (Pvt) Ltd.	400,000			400,000	10.00	4,000,000	4,000,000	20.00
33 Lanka Fabrics Ltd.	49,880,000			49,880,000	10.00	498,800,000	498,800,000	43.56
34 Lanka Hydraulic Institute Ltd.	2			2	10.00	20	20	100.00
35 Lanka Industrial Estates Ltd.	210,000			210,000	10.00	2,100,000	2,100,000	93.30
36 Lanka Layland (Pvt) Ltd	50,000			50,000	10.00	500,000	500,000	4.54
37 Lanka Logistics and Technologies Ltd.	7,800,000			7,800,000	10.00	78,000,000	78,000,000	48.84
38 Lanka Mineral Sands Ltd.	1,289,900			1,289,900	6.94	8,951,906	8,951,906	100.00
39 Lanka Phosphate Limited	860,000			860,000	0.01	8,600	8,600	
40 Lanka STC General Trading Co. Ltd.	800,205			800,205	10.00	80,002,050	80,002,050	100.00
41 Lanka Textile Mills Emporium Ltd.	80,000,000			80,000,000	10.00	800,000,000	800,000,000	100.00
42 Lanka Sathosa Ltd.	7,251,000			7,251,000	10.00	72,510,000	72,510,000	100.00
43 Mantai Salt Ltd.	10,000,000			10,000,000	10.00	100,000,000	100,000,000	100.00
44 Mihini Lanka (Private) Ltd	700,000			700,000	10.00	7,000,000	7,000,000	-
45 MILCO (Pvt) Ltd - Kiriya Milk Industries	87,095,381			87,095,381	10.00	870,953,810	870,953,810	98.00
46 National Paper Company Ltd	300,000			300,000	100.00	30,000,000	30,000,000	100.00
	51,406,108			51,406,108	100.00	14,476,251,900	14,476,251,900	100.00
	31,945,403			31,945,403	10.00	319,454,030	319,454,030	99.99
	8,169,034,183			8,169,034,183	1.00	8,169,034,183	8,169,034,183	
	32,300,000			32,300,000	10.00	323,000,000	323,000,000	100.00

**NOTE - 22.2 - SHAREHOLDING IN GOVERNMENT OWNED OR OTHER COMPANIES**

	Company	Number of Shares			Nominal Value per Share Rs.	Value of the Investment as at 01.01.2022 Rs.	Value of the Investment as at 31.12.2022 Rs.	Percentage of Share holdings by the Treasury
		As at 01.01.2022	Additions/ Adjustments	Deductions/ Adjustments				
47	National Development Bank PLC	571,433	-	-	10.00	5,714,330	5,714,330	0.27
48	Dufry Shops Colombo Ltd. (World Duty Free Group Lanka Ltd.)	1,048			10.00	10,480	10,480	0.035
49	Paranthan Chemicals Company Ltd.	4,000,000			10.00	40,000,000	40,000,000	100.00
50	Rakna Arashana Lanka Ltd.	500,205			10.00	5,002,050	5,002,050	100.00
51	Rajarata Food Grain Ltd.	386,249			10.00	3,862,490	3,862,490	-
52	Skills Development Fund Ltd.	10,000,001			10.00	100,000,010	100,000,010	98.00
53	Sri Lanka Insurance Corporation Ltd.	599,568,144			10.00	5,995,681,440	5,995,681,440	99.93
54	Sri Lanka Rubber Manufacturing & Export Corporation Ltd.	7,798,000			10.00	77,980,000	77,980,000	100.00
55	Sri Lanka Savings Bank Ltd.	-				-	-	-
56	Sri Lanka Telecom PLC	893,405,709			10.00	8,934,057,090	8,934,057,090	49.50
57	Sri Lankan Airlines Ltd.	1,236,356,324			100.00	123,635,632,410	123,635,632,410	99.11
58	State Resource Management Corporation Ltd.	4,100,000			10.00	41,000,000	41,000,000	100.00
59	Sri Lanka Thripasha Ltd.	30,460,000			10.00	304,600,000	304,600,000	100.00
60	Selinsing PLC (The Selinsing Company Ltd.)	615			10.00	6,150	6,150	0.0108
61	De La Rue Lanka Currency & Security Print (Pvt) Ltd.	2,800,000			10.00	28,000,000	28,000,000	40.00
62	Wakers & Greig Limited	2,850			2.00	5,700	5,700	-
63	West Coast Power (Pvt) Ltd (Ordinary)	100			10.00	1,000	1,000	-
63	West Coast Power (Pvt) Ltd (Ordinary)	55,000,000			112.95	6,212,500,000	6,212,500,000	50.00
64	Sri Lanka Institute of Biotechnology (Pvt) Ltd	200,000			100.00	20,000,000	20,000,000	100.00
65	Sahasya Investments Limited	200,000			100.00	20,000,000	20,000,000	100.00
66	Selendiva Investments Limited	200,000			100.00	20,000,000	20,000,000	100.00
67	Center of Excellence Robotics Applications (Pvt) Ltd	200,000			100.00	20,000,000	20,000,000	100.00
	<b>Total</b>	<b>13,583,208,445</b>	<b>-</b>	<b>-</b>		<b>193,563,349,886</b>	<b>193,563,349,886</b>	

**NOTE - 22.3 - SHAREHOLDING IN PLANTATION COMPANIES**

Company	Number of Shares				Nominal Value per Share Rs.	Value of the Investment as at 01.01.2022 Rs.	Value of the Investment as at 31.12.2022 Rs.	Percentage of Share holdings by the Treasury
	As at 01.01.2022	Additions/ Adjustments	Deductions/ Adjustments	As at 31.12.2022				
1 Agaraptana Plantations Ltd.	23,284,645	-	-	23,284,645	10.00	232,846,450	232,846,450	9.91
2 Agalawatta Plantations PLC	742	-	-	742	10.00	7,420	7,420	0.003
3 Bogawantalawa Tea Estates PLC	21,664	-	-	21,664	6.67	144,430	144,430	0.026
4 Balangoda Plantations PLC	4,761	-	-	4,761	10.00	47,610	47,610	0.02
5 Chilaw Plantations Ltd.	20,000,001	-	-	20,000,001	10.00	200,000,010	200,000,010	100.00
6 Elkaduwa Plantations Ltd.	18,000,001	-	-	18,000,001	10.00	180,000,010	180,000,010	100.00
7 Elpitiya Plantations PLC	15,613,092	-	-	15,613,092	5.00	78,065,460	78,065,460	21.43
8 Gal-Oya Plantations (Pvt) Ltd.	51,600,000	-	-	51,600,000	10.00	516,000,000	516,000,000	51.00
9 Hapugastenne Plantations PLC	1	-	-	1	10.00	10	10	-
10 Horana Plantations PLC	5,889	-	-	5,889	10.00	58,890	58,890	0.023
11 Kahawatte Plantations PLC	1	-	-	1	10.00	10	10	-
12 Kegalle Plantations PLC	4,387	-	-	4,387	10.00	43,870	43,870	0.02
13 Kelani Valley Plantations PLC	1	-	-	1	10.00	10	10	-
14 Kotagala Plantations PLC	5,700,833	-	-	5,700,833	10.00	57,008,330	57,008,330	7.58
15 Kurunegala Plantations Ltd.	20,000,001	-	-	20,000,001	10.00	200,000,010	200,000,010	100.00
16 Madulsima Plantations PLC	3,805,653	-	-	3,805,653	10.00	38,056,530	38,056,530	2.25
17 Malwatta Valley Plantations PLC	2	-	-	2	10.00	20	20	-
18 Maskeliya Plantations PLC	9,008	-	-	9,008	10.00	90,080	90,080	0.017
19 Maturata Plantations Ltd.	7,806,021	-	-	7,806,021	10.00	78,060,210	78,060,210	22.30
20 Namunukula Plantations PLC	3,763,301	-	-	3,763,301	10.00	37,633,010	37,633,010	15.85
21 Pussellawa Plantations Ltd.	7,816,790	-	-	7,816,790	10.00	78,171,230	78,171,230	32.80
22 Talawakelle Tea Estates PLC	368	-	-	368	10.00	3,680	3,680	0.0015
23 Udapussellawa Plantations PLC	1	-	-	1	10.00	10	10	-
24 Watawala Plantations PLC	151	-	-	151	10.00	160	160	-
<b>Total</b>	<b>177,437,314</b>	<b>-</b>	<b>-</b>	<b>177,437,314</b>		<b>1,696,237,450</b>	<b>1,696,237,450</b>	

**NOTE - 22.4 - SHAREHOLDING IN COMPANIES IN US DOLLAR DENOMINATION**

Company	Number of Shares				Nominal Value per Share Rs.	Value of the Investment as at 01.01.2022 Rs.	Value of the Investment as at 31.12.2022 Rs.	Percentage of Share holdings by the Treasury
	As at 01.01.2022	Additions/ Adjustments	Deductions/ Adjustments	As at 31.12.2022				
1 Asian Reinsurance Corporation	980	-	-	980	US\$1000	194,530,000	364,174,664	
2 Ceylon Shipping Agency	24,500	-	-	24,500	1(Singapore Dollar)	3,586,555	6,806,828	99.00
3 International Finance Corporation	7,491	-	-	7,491	US\$1000	1,486,963,500	2,783,706,539	
<b>Total</b>	<b>32,971</b>	<b>-</b>	<b>-</b>	<b>32,971</b>		<b>1,685,080,055</b>	<b>3,154,688,030</b>	

**Exchange Rate (Buying Rate) as at 01.01.2022 / 31.12.2022**

Currency	01.01.2022 Rate	31.12.2022 Rate
US Dollar	198.50	371.61
Singapore Dollar	146.39	277.83

**NOTE - 22.5 - SHAREHOLDING IN DEVELOPMENT BANKS**

		Number of Shares			Nominal Value per Share Rs.	Value of the Investment as at 01.01.2022 Rs.	Value of the Investment as at 31.12.2022 Rs.	Percentage of Share holdings by the Treasury
Company	As at 01.01.2022	Additions/ Adjustments	Deductions/ Adjustments	As at 31.12.2022				
1 Pradeshiya Sanwardhana Bank	337,744,671	-	-	337,744,671	10.00	3,377,446,710	3,377,446,710	87.00
2 Lankaputhra Development Bank	158,013,356	-	-	158,013,356	26.43	4,176,292,999	4,176,292,999	
3 Lankaputhra Development Bank		-	-	-	100.00		-	
<b>Total</b>	<b>495,758,027</b>	<b>-</b>	<b>-</b>	<b>495,758,027</b>		<b>7,553,739,709</b>	<b>7,553,739,709</b>	

**NOTES - 22.2, 22.3, 22.4, 22.5 - SUMMARY**

Company	Numbers of Shares	Nominal Value of Shares as at 31.12.2022 (Rs.)
1 General	13,583,208,445	193,563,349,886
2 Plantation	177,437,314	1,696,237,450
3 Shares in Dollar Value	32,971	3,154,688,030
4 Development Banks	495,758,027	7,553,739,709
<b>Total</b>	<b>14,256,436,757</b>	<b>205,968,015,075</b>



**NOTE - 23 - RENT AND WORK ADVANCE ACCOUNT - 2022**

Head	Ministry/Department	Account Number	Type	Opening Balance	Additions	Settlements	Closing Balance
1	His Excellency the President	9188/1/0/1/0/1/0	Rent	-	21,293,616	21,293,616	-
110	Ministry of Justice	9188/110/0/1/0/8/0	Rent	-	6,515,600		6,515,600
	Ministry of Justice	9188/110/0/1/0/9/0	Rent	-	1,350,000		1,350,000
	Ministry of Justice	9188/110/0/2/0/2/0	Mobilization	185,185,185			185,185,185
	Ministry of Justice	9188/110/0/2/0/1/0	Mobilization	76,777,416		70,499,768	6,277,648
	Ministry of Justice	9188/110/0/1/0/4/0	Rent	6,448,000			6,448,000
	Ministry of Justice	9188/110/0/1/0/3/0	Rent	6,760,000			6,760,000
	Ministry of Justice	9188/110/0/1/0/6/0	Rent	2,162,160			2,162,160
	Ministry of Justice	9188/110/0/2/0/4/0	Mobilization	34,570,651		34,570,651	-
	Ministry of Justice	9188/110/0/2/0/5/0	Mobilization	5,893,413		5,893,413	-
	Ministry of Justice	9188/110/0/1/0/7/0	Rent	236,964			236,964
	Ministry of Justice	9188/110/0/2/0/6/0	Mobilization	56,373,205		56,373,205	-
	Ministry of Justice	9188/110/0/2/0/3/0	Mobilization	55,725,926			55,725,926
	Ministry of Justice	9188/110/0/1/0/5/0	Rent	6,515,600			6,515,600
	Ministry of Justice	9188/110/0/1/0/1/0	Rent	7,929,180			7,929,180
	Ministry of Justice	9188/110/0/1/0/2/0	Rent	795,000			795,000
118	Ministry of Agriculture	9188/118/0/1/0/1/0	Rent	63,000,000			63,000,000
119	Ministry of Power	9188/119/0/1/0/3/0	Rent	9,550,000			9,550,000
123	Ministry of Urban Development and Housing	9188/123/0/2/0/2/0	Mobilization	-	122,941,256		122,941,256
	Ministry of Urban Development and Housing	9188/123/0/2/0/3/0	Mobilization	-	50,000,000		50,000,000
130	Ministry of Public Services, Provincial Councils and Local Government	9188/130/0/2/0/18/0	Mobilization	-	1,635,615		1,635,615
	Ministry of Public Services, Provincial Councils and Local Government	9188/130/0/2/0/16/0	Mobilization	6,454,796		6,454,796	-
	Ministry of Public Services, Provincial Councils and Local Government	9188/130/0/2/0/17/0	Mobilization	21,292,213		5,042,674	16,249,539
	Ministry of Public Services, Provincial Councils and Local Government	9188/130/0/2/0/8/0	Mobilization	48,969,787		48,969,787	-
149	Ministry of Industries	9188/149/0/1/0/1/0	Rent	-	15,398,840		15,398,840

**NOTE - 23 - RENT AND WORK ADVANCE ACCOUNT - 2022**

Head	Ministry/Department	Account Number	Type	Opening Balance	Additions	Settlements	Closing Balance
194	Ministry of Youth and Sports	9188/194/0/2/0/3/0	Mobilization	-	15,358,239		15,358,239
	Ministry of Youth and Sports	9188/194/0/2/0/4/0	Mobilization	-	5,399,007		5,399,007
	Ministry of Youth and Sports	9188/194/0/1/0/1/0	Rent	-	21,293,616		21,293,616
219	Department of Sports Developments	9188/219/0/2/0/14/0	Mobilization	0			0
	Department of Sports Developments	9188/219/0/2/0/18/0	Mobilization	7,186,874			7,186,874
	Department of Sports Developments	9188/219/0/2/0/22/0	Mobilization	6,816,230			6,816,230
	Department of Sports Developments	9188/219/0/2/0/23/0	Mobilization	10,519,528			10,519,528
	Department of Sports Developments	9188/219/0/2/0/24/0	Mobilization	5,000,000			5,000,000
	Department of Sports Developments	9188/219/0/2/0/25/0	Mobilization	1,398,300			1,398,300
	Department of Sports Developments	9188/219/0/2/0/27/0	Mobilization	5,000,000			5,000,000
	Department of Sports Developments	9188/219/0/2/0/28/0	Mobilization	1,623,155			1,623,155
	Department of Sports Developments	9188/219/0/2/0/32/0	Mobilization	3,276,231			3,276,231
	Department of Sports Developments	9188/219/0/2/0/33/0	Mobilization	28,529,654			28,529,654
222	Sri Lanka Army	9188/222/0/1/0/26/0	Rent	-	5,541,667	1,266,667	4,275,000
	Sri Lanka Army	9188/222/0/1/0/25/0	Rent	-	937,500	937,500	-
	Sri Lanka Army	9188/222/0/1/0/24/0	Rent	-	3,000,000	3,000,000	-
	Sri Lanka Army	9188/222/0/1/0/23/0	Rent	-	2,040,000	1,020,000	1,020,000
	Sri Lanka Army	9188/222/0/1/0/17/0	Rent	14,000,000		14,000,000	-
	Sri Lanka Army	9188/222/0/1/0/19/0	Rent	(8,000,000)	8,000,000		-
	Sri Lanka Army	9188/222/0/1/0/20/0	Rent	10,000,000		7,186,875	2,813,125
	Sri Lanka Army	9188/222/0/1/0/22/0	Rent	1,000,000	86,750	181,125	905,625

**NOTE - 23 - RENT AND WORK ADVANCE ACCOUNT - 2022**

Head	Ministry/Department	Account Number	Type	Opening Balance	Additions	Settlements	Closing Balance
225	Department of Police	9188/225/0/2/0/1/0	Mobilization	9,444,469		9,444,469	-
228	Courts Administration	9188/228/0/2/0/75/0	Mobilization	-	12,813,520		12,813,520
	Courts Administration	9188/228/0/2/0/76/0	Mobilization	-	12,145,000	12,145,000	-
	Courts Administration	9188/228/0/2/0/78/0	Mobilization	-	4,660,710	3,274,444	1,386,266
	Courts Administration	9188/228/0/2/0/77/0	Mobilization	-	52,992,450	5,614,702	47,377,748
	Courts Administration	9188/228/0/2/0/74/0	Mobilization	-	8,670,570		8,670,570
	Courts Administration	9188/228/0/2/0/55/0	Mobilization	4,220,031		4,220,031	-
	Courts Administration	9188/228/0/2/0/56/0	Mobilization	2,700,556		2,700,556	-
	Courts Administration	9188/228/0/2/0/58/0	Mobilization	9,257,126		1,706,073	7,551,053
	Courts Administration	9188/228/0/2/0/50/0	Mobilization	30,000,000			30,000,000
	Courts Administration	9188/228/0/2/0/64/0	Mobilization	8,384,893		7,146,995	1,237,899
	Courts Administration	9188/228/0/2/0/1/0	Mobilization	6,503,989			6,503,989
	Courts Administration	9188/228/0/2/0/11/0	Mobilization	2,213,407		2,213,407	-
	Courts Administration	9188/228/0/2/0/13/0	Mobilization	1,654,708		1,654,708	-
	Courts Administration	9188/228/0/2/0/54/0	Mobilization	8,750,394		5,858,339	2,892,055
	Courts Administration	9188/228/0/2/0/52/0	Mobilization	8,652,118		5,433,983	3,218,135
	Courts Administration	9188/228/0/2/0/53/0	Mobilization	6,346,140		1,881,539	4,464,601
	Courts Administration	9188/228/0/2/0/61/0	Mobilization	6,315,171		5,842,995	472,176
	Courts Administration	9188/228/0/2/0/63/0	Mobilization	5,503,350			5,503,350
	Courts Administration	9188/228/0/2/0/62/0	Mobilization	8,862,025		1,864,959	6,997,066
	Courts Administration	9188/228/0/2/0/67/0	Mobilization	14,069,452		12,160,787	1,908,665
	Courts Administration	9188/228/0/2/0/65/0	Mobilization	42,597,983		7,518,189	35,079,794
	Courts Administration	9188/228/0/2/0/66/0	Mobilization	11,372,296		11,372,296	-
	Courts Administration	9188/228/0/2/0/68/0	Mobilization	11,372,296		4,541,974	6,830,322
	Courts Administration	9188/228/0/2/0/70/0	Mobilization	11,163,922			11,163,922
	Courts Administration	9188/228/0/2/0/69/0	Mobilization	9,922,870			9,922,870
	Courts Administration	9188/228/0/2/0/57/0	Mobilization	5,310,388		2,033,719	3,276,669
	Courts Administration	9188/228/0/2/0/71/0	Mobilization	-	8,232,043		8,232,043
	Courts Administration	9188/228/0/2/0/72/0	Mobilization	-	4,309,716		4,309,716
	Courts Administration	9188/228/0/2/0/73/0	Mobilization	-	19,923,425	517,134	19,406,291
	Courts Administration	9188/228/0/2/0/59/0	Mobilization	6,767,565		6,767,565	-

**NOTE - 23 - RENT AND WORK ADVANCE ACCOUNT - 2022**

Head	Ministry/Department	Account Number	Type	Opening Balance	Additions	Settlements	Closing Balance
228	Courts Administration	9188/228/0/2/0/60/0	Mobilization	4,135,000		4,135,000	-
	Courts Administration	9188/228/0/2/0/51/0	Mobilization	92,440,650		11,416,475	81,024,175
	Courts Administration	9188/228/0/2/0/15/0	Mobilization	4,226,716		4,226,716	-
	Courts Administration	9188/228/0/2/0/16/0	Mobilization	25,247,249		25,247,249	-
	Courts Administration	9188/228/0/2/0/20/0	Mobilization	141,672		141,672	-
	Courts Administration	9188/228/0/2/0/21/0	Mobilization	14,059,099		5,292,027	8,767,072
	Courts Administration	9188/228/0/2/0/23/0	Mobilization	14,553,658		13,566,071	987,587
	Courts Administration	9188/228/0/2/0/24/0	Mobilization	30,000,000		30,000,000	-
	Courts Administration	9188/228/0/2/0/25/0	Mobilization	19,753,363			19,753,363
	Courts Administration	9188/228/0/2/0/26/0	Mobilization	48,919,200		42,968,389	5,950,811
	Courts Administration	9188/228/0/2/0/27/0	Mobilization	22,910,036			22,910,036
	Courts Administration	9188/228/0/2/0/28/0	Mobilization	36,108,755		13,806,681	22,302,074
	Courts Administration	9188/228/0/2/0/29/0	Mobilization	82,660,986			82,660,986
	Courts Administration	9188/228/0/2/0/30/0	Mobilization	12,095,935			12,095,935
	Courts Administration	9188/228/0/2/0/32/0	Mobilization	25,000,000			25,000,000
	Courts Administration	9188/228/0/2/0/37/0	Mobilization	744,455		744,455	-
	Courts Administration	9188/228/0/2/0/38/0	Mobilization	19,219,814			19,219,814
	Courts Administration	9188/228/0/2/0/39/0	Mobilization	90,960		90,960	-
	Courts Administration	9188/228/0/2/0/4/0	Mobilization	14,882,757		1,646,883	13,235,874
	Courts Administration	9188/228/0/2/0/40/0	Mobilization	553,807		553,807	-
	Courts Administration	9188/228/0/2/0/41/0	Mobilization	998,317		998,317	-
	Courts Administration	9188/228/0/2/0/45/0	Mobilization	1,905,727		1,905,727	-
	Courts Administration	9188/228/0/2/0/46/0	Mobilization	4,904,278			4,904,278
	Courts Administration	9188/228/0/2/0/47/0	Mobilization	119,651,813		44,240,700	75,411,113
	Courts Administration	9188/228/0/2/0/48/0	Mobilization	3,469,050		1,569,923	1,899,127
	Courts Administration	9188/228/0/2/0/49/0	Mobilization	3,050,456		2,197,612	852,844
247	Sri Lanka Customs	9188/247/0/1/0/1/0	Rent	780,000			780,000
256	District Secretariat - Gampaha	9188/256/0/2/0/5/0	Mobilization	181,760,836		181,760,836	-
	District Secretariat - Gampaha	9188/256/0/2/0/7/0	Mobilization	15,275,415		15,275,415	-
	District Secretariat - Gampaha	9188/256/0/2/0/8/0	Mobilization	11,910,351		2,500,542	9,409,809

**NOTE - 23 - RENT AND WORK ADVANCE ACCOUNT - 2022**

Head	Ministry/Department	Account Number	Type	Opening Balance	Additions	Settlements	Closing Balance
261	District Secretariat - Galle	9188/261/0/2/0/10/0	Mobilization	62,907,171			62,907,171
	District Secretariat - Galle	9188/261/0/2/0/11/0	Mobilization	30,393,751			30,393,751
	District Secretariat - Galle	9188/261/0/2/0/12/0	Mobilization	106,648,467			106,648,467
	District Secretariat - Galle	9188/261/0/2/0/6/0	Mobilization	100,000,000			100,000,000
	District Secretariat - Galle	9188/261/0/2/0/7/0	Mobilization	30,000,000			30,000,000
	District Secretariat - Galle	9188/261/0/2/0/9/0	Mobilization	5,139,892			5,139,892
276	District Secretariat - Badulla	9188/276/0/2/0/7/0	Mobilization	677,989		677,989	-
290	Department of Fisheries and Aquatic Resources	9188/290/0/2/0/1/0	Mobilization	8,518,925		8,518,925	-
408	State Ministry of Rattan, Brass, Pottery Furniture and Rural Industrial Promotion	9188/408/0/1/0/1/0	Rent	15,398,840		15,398,840	-
411	State Ministry of Urban Development, Waste Disposal and Community Cleanliness	9188/411/0/2/0/2/0	Mobilization	122,941,256		122,941,256	-
	State Ministry of Urban Development, Waste Disposal and Community Cleanliness	9188/411/0/2/0/3/0	Mobilization	50,000,000		50,000,000	-
<b>Total</b>				<b>2,256,451,263</b>	<b>404,539,140</b>	<b>994,426,408</b>	<b>1,666,563,995</b>

	2022	2021
	Rs.	Rs.

#### **NOTE - 24 - CONSOLIDATED FUND**

Opening Balance of the Consolidated Fund as at 1 <sup>st</sup> January	(990,490,932,444)	(636,307,917,452)
<b>Add</b> <b><u>Receipts to the Consolidated Fund</u></b>		
Total Cash flow from Operating Activities	2,046,171,463,688	1,485,479,793,128
Total Cash flow from Investing Activities	74,480,256,089	26,481,960,340
Total Cash flow from Financing Activities	5,144,788,109,597	3,043,148,148,877
<b>Total Cash Receipts (a)</b>	<b>7,265,439,829,373</b>	<b>4,555,109,902,345</b>
<b>Less</b> <b><u>Total Payments of the Consolidated Fund</u></b>		
Total Cash Disbursement for Operating Activities	4,004,143,886,453	2,757,505,695,954
Total Cash Disbursement for Investing Activities	1,014,292,931,441	789,636,210,652
Total Cash Disbursement for Financing Activities	1,477,455,178,450	1,342,552,941,085
<b>Total Cash Payments (b)</b>	<b>6,495,891,996,344</b>	<b>4,889,694,847,691</b>
<b>Net Cash Flow (a) - (b)</b>	<b>769,547,833,029</b>	<b>(334,584,945,346)</b>
<b>Net Change in Deposit Accounts and Liabilities</b>	<b>294,583,038,486</b>	<b>(19,598,069,646)</b>
<b>Closing Balance of the Consolidated Fund as at 31<sup>st</sup> December</b>	<b>73,639,939,070</b>	<b>(990,490,932,444)</b>

#### **NOTE - 25 - FOREIGN LOAN REVOLVING FUNDS**

Reimbursable Foreign Aid Revolving Fund (8760)	2,350,990,022	2,512,164,731
IDA Revolving Fund (8814)	28,358,765,301	37,822,770,445
ADB Special Dolor Revolving Fund (8919)	25,784,992,942	3,529,991,278
CBSL Special Dollar Account (International Fund for Agr. Dev. Revolving Fund) (8974)	3,655,780,147	1,191,797,328
CBSL Revolving Fund (Yen ) (9095)	2,445,184,181	2,312,951,750
Special Rupee Revolving Fund (9120)	-	-
Special Foreign Currency Revolving Fund (Euro Italy) (9121)	-	-
Special Rupee Revolving Fund (9122)	-	-
Special Foreign Currency Revolving Fund (9126)	1,865,248,513	1,415,898,108
Revolving Fund Account for Asian Infrastructures Investment Bank (9201)	8,028,383,427	67,217,451
	<b>72,489,344,533</b>	<b>48,852,791,091</b>

#### **NOTE - 26 - MISCELLANEOUS FUNDS**

Public Service Provident Fund Account (8098)	(4,763,212)	(4,785,918)
Teachers' Widows & Orphans Pension Fund (8186)	2,812,079,601	2,430,798,164
	<b>2,807,316,389</b>	<b>2,426,012,245</b>

#### **NOTE - 27 - NET ASSETS ADJUSTMENTS ACCOUNT**

<b>Impact on Borrowings</b>		
Capital Expenditure Investment- Appropriation Loan Account (8341)	(24,088,000,000)	(24,088,000,000)
Capital Investment Inland & Foreign Consolidated Loan Account (8342)	(7,665,018,983,130)	(3,779,702,051,390)
Treasury Bond Repayment Account (9103)	(8,692,134,561,000)	(6,937,927,735,500)
SL Development Bond Investment Account (9106)	(391,736,366,541)	(460,077,748,858)
Foreign Currency Banking Unit Investment Account (9108)	(131,371,686,555)	(139,301,491,000)
Treasury Bills Utilization Account (9109)	(4,126,383,805,527)	(2,270,711,562,156)
Lease Asset Investment Account (9183)	(1,865,352,404)	(478,415,689)
Foreign Currency Term Financing Facility (9191)	(797,588,901,000)	(445,520,567,580)
International Sovereign Bond Investment Account (9195)	(4,557,030,500,000)	(2,615,661,090,000)
Foreign Currency Banking Unit (Project) Investment Account (9197)	(24,500,433,325)	(20,247,148,867)
Suhurupaya Investment Account of Ministry of Defence (9199)	(4,551,356,819)	(5,120,276,421)
Treasury Bond Investment Account (Active Liability Management Act) (9203)	(30,000,000,000)	(30,000,000,000)
Retirement Gratuity Investment Account (9208)	(48,924,284,835)	(52,994,701,403)
Domestic Term Loan Facility Investment Account (9211)	-	(45,000,000,000)
Government Guaranteed Ceylon Petroleum Corporation Loan Investment Account (9215)	(884,093,386,477)	-
	<b>(27,379,287,617,612)</b>	<b>(16,826,830,788,865)</b>

	2022	2021
	Rs.	Rs.
<b>Impact on Acquisition of Financial &amp; Non Financial Assets</b>		
Government Corporations Capital Fund (8467)	1,960,013,642,830	556,278,998,278
Government Shares Account (8547)	205,968,015,075	204,498,407,100
On-lent Loan Investment Account (9117)	491,552,273,430	173,491,458,394
Property Plant & Equipment Reserve Fund Account (9165)	1,783,197,609,905	1,691,898,208,559
Work in Progress Reserve Fund Account (9166)	307,165,808,191	156,940,474,795
Lease Asset Reserve Fund Account (9182)	2,924,579,620	1,168,658,903
Rental & Work Advance Reserve (9189)	1,666,563,995	2,256,451,263
	<b>4,752,488,493,046</b>	<b>2,786,532,657,291</b>
<b>Balance as at 31<sup>st</sup> December</b>	<b>(22,626,799,124,566)</b>	<b>(14,040,298,131,574)</b>

**Note:** In accordance with Article No. 149 & 150 of the Constitution of the Democratic Socialist Republic of Sri Lanka, Acquisition of Financial & Non-financial Assets and Domestic & Foreign Borrowings are Accounted as Payments and Receipts to the Consolidated Fund.

Assets & Liabilities Corresponding to Those Receipts and Payments are Included in the Financial Position Report and its Impact on Net Assets are Adjusted through Net Asset Adjustment Account.

#### **NOTE - 28 - BANK BALANCE**

Treasury Authorized Imprest Account (7002)	3,873,026,057	4,277,980,931
Treasury Authorized Imprest Account- (RFA) (7003)	20,000,000	21,320,166
DST Cash Account (8020) <b>Note - 28(I)</b>	(71,841,927,200)	(821,576,593,794)
Crown Agent Current Account (8030)	83,233,029	42,329,765
Temporary Employed Balances of CBSL (8192)	(26,810,839,287)	(18,901,949,309)
Central Bank of Sri Lanka - IDA Special Dollar Accounts (8813)	21,188,592,725	20,019,713,552
ADB Loan SLCB Special Dollar Account (8918)	36,371,410,685	15,384,284,098
International Fund for Agriculture Development Special Dollar Account	3,931,290,283	1,085,976,249
Central Bank Special Yen Account (9094)	0.18	41,322,645
Special Foreign Currency French Development Agency Account (9125)	1,891,910,633	379,389,946
Central Bank Special Dollar Account for Asian Infrastructures Investment Bank (9200)	2,387,550,860	772,640,508
	<b>(28,905,752,213)</b>	<b>(798,453,585,243)</b>

#### **NOTE - 28(I)**

##### **Sub Accounts of DST Accounts - (8020)**

Bank of Ceylon - 0002026450	(56,831,697,653)	(494,982,952,726)
Peoples Bank - 014100130110432	(27,432,497,948)	(337,159,872,907)
Central Bank of Sri Lanka - 50516	1,096,210,041	182,917
Central Bank of Sri Lanka - 45013	991,218,165	1,484,824,288
Central Bank of Sri Lanka - 50549		1.17
Central Bank of Sri Lanka - 50550	1,665,606,007	2,160,562,470
Central Bank of Sri Lanka - 50551	38,760,332	84,142,350
Central Bank of Sri Lanka - 50552	-	-
Central Bank of Sri Lanka - 50556	1,021,369,344	1,440,890,450
Central Bank of Sri Lanka - 50557	1,526,997,754	263,530,096
Central Bank of Sri Lanka - 50558	89,424,598	15,190,432
Central Bank of Sri Lanka - 50559	5,931,143,700	-
Central Bank of Sri Lanka - 73138	-	4,489,576,621
Central Bank of Sri Lanka - 73139	10,675	55,296,115
Bank of Ceylon - 0007041570	-	571,216,724
Bank of Ceylon - 0007041571	-	819,374
Bank of Ceylon - 0007041573	-	-
Bank of Ceylon - 0007041579	-	-
Bank of Ceylon - 89386794	61,527,785	-
	<b>(71,841,927,200)</b>	<b>(821,576,593,794)</b>



	2022 Rs.	2021 Rs.
<b>NOTE - 29 - ADVANCES FROM CENTRAL BANK OF SRI LANKA</b>		
Advance from CBSL - Monetary Law Act (8176)	235,638,700,400	150,128,800,400
	<b>235,638,700,400</b>	<b>150,128,800,400</b>
<b>NOTE - 30 - GOVERNMENT BORROWINGS</b>		
<b>Domestic</b>		
Treasury Bills (8085)	4,126,383,805,527	2,270,711,562,156
Treasury Bonds (9093)	8,692,134,561,000	6,937,927,735,500
Rupee Loans (8249)	24,088,000,000	24,088,000,000
Sri Lanka Development Bonds (9105)	391,736,366,541	460,077,748,858
Local Loans in Foreign Currency (9107)	131,371,686,555	139,301,491,000
Foreign Currency Banking Units (Projects) (9196) <b>Note 30(I)</b>	24,500,433,325	20,247,148,867
Suhurupaya Loan Account of Ministry of Defence (9198)	4,551,356,819	5,120,276,421
Treasury Bond Account (Active Liability Management Act) (9202)	30,000,000,000	30,000,000,000
Retirement Gratuity Loan Account (9207)	48,924,284,835	52,994,701,403
Domestic Term Loan Facility (9210)	-	45,000,000,000
Lease Creditors (9181)	1,865,352,404	478,415,689
Government Guaranteed Ceylon Petroleum Corporation Loan Account (9214)	884,093,386,477	-
<b>Total Borrowings - Domestic (a)</b>	<b>14,359,649,233,482</b>	<b>9,985,947,079,895</b>
<b>Foreign</b>		
Foreign (Projects) (8343) <b>Note 30(II)</b>	7,665,018,983,131	3,779,702,051,391
Foreign Currency Term Financing Facility (9190) <b>Note 30(III)</b>	797,588,901,000	445,520,567,580
International Sovereign Bond (9194) <b>Note 30(IV)</b>	4,557,030,500,000	2,615,661,090,000
<b>Total Foreign Borrowings (b)</b>	<b>13,019,638,384,131</b>	<b>6,840,883,708,971</b>
<b>Total Borrowings = (a)+(b)</b>	<b>27,379,287,617,613</b>	<b>16,826,830,788,866</b>
<b>NOTE - 31 - DEPOSITS</b>		
Treasury General Deposit Account (6000)	101,161,327,336	82,323,142,224
Treasury Deposit Account for District Secretaries (6003)	(10,000,000)	(10,000,000)
	<b>101,151,327,336</b>	<b>82,313,142,224</b>
<b>NOTE - 32- ACCOUNTS OPERATING WITH GOVERNMENT DEPARTMENTS</b>		
General Manager - Railway Department (8003)	(260,367,731)	(1,000,515,781)
Director General of Customs (8005)	184,454,979	3,292,129
Cheques Return from Banks (8657)	(3,995,094)	(3,995,094)
Treasury Operations Department (9092)	307,160,351	309,808,730
Collection of GST (9098)	-	-
Non Operating Accounts (9100)	4,730,139,818	4,809,582,723
Agency Transaction in Postal Department (9184)	742,098,094	456,868,825
Value Added Control Account (9185)	190,781,637	195,044,111
Treasury Bond Premium Account (9186)	63,086,885,621	79,658,360,719
Treasury Bill Discount Account (9187)	(370,341,930,619)	(70,428,050,061)
Accrued Interest on Treasury Bond (9192)	33,492,191,245	14,767,541,757
Discount on Treasury Bill Issuance (9193)	(210,459,371,274)	(42,905,145,308)
	<b>(478,331,952,972)</b>	<b>(14,137,207,250)</b>
<b>NOTE - 33 - SUNDRY ACCOUNTS</b>		
Parity Variance Account on Crown Agent Account (8029)	138,407,100	112,162,211
Foreign Aid Expenditure Account (8301)	-	-
Stock Certificates received from Inland Revenue Commissioner as Capital Tax (8491)	-	-
Investment Account for National Housing Bonds (8859)	-	-
Public Service Mutual Guarantee Association (8013)	588,698	370,023
Fuel Price Stabilization Account (9209)	(1,022,280,600)	(26,673,196,758)
Exchange Gain / Loss on DST Accounts Foreign Currency (9206)	(190,076)	-
Foreign Sub Loan Balances Adjustment Account (9213)	15,393,998,191	-
	<b>14,510,523,313</b>	<b>(26,560,664,524)</b>



**Note - 30(I) FOREIGN CURRENCY BANKING UNIT LOAN (PROJECT) BALANCES (9196)**

	Loan Key	Project Name	Loan Currency	Balance as at 01-01-2022		Accounted during the year		Repayments		Parity /Adjustments	Closing Balance as at 31.12.2022	
				Loan Currency Amount	Rs.	Loan Currency Amount	Rs.	Loan Currency Amount	Rs.		Loan Currency Amount	Rs.
1	2011034	Kolonna - Balangoda Water Supply Project	EUR	4,282,207	971,465,695			924,464	320,385,872	648,131,667	3,357,743	1,299,211,490
2	2012005	Greater Dambulla Water supply Project I	USD	6,416,250	1,286,033,461			1,425,833	514,922,886	1,040,959,702	4,990,417	1,812,070,277
3	2013028	Upgrading of Peripheral Blood Bank -National Transfusion Service	USD	0	0					(0)	0	(0)
4	2013044	Implementation of Badulla, Haliela & Ella Integrated Water Supply Project	USD	-	0					(0)	-	0
5	2012013	Development of Hambantota General Hospital	EUR	2,634,872	597,749,697			292,764	110,926,070	419,408,335	2,342,108	906,231,962
6	2012014	Development of Nuwara Eliya District General Hospital	EUR	2,213,148	502,076,887			245,905	93,171,776	352,280,084	1,967,243	761,185,195
7	2013011	Construction of 210 Steel Bridges Project	USD	1,863,895	373,587,483			1,242,595	448,732,090	300,744,716	621,300	225,600,109
8	2014014	Moneragala - Buttala Integrated Water Supply Scheme	LKR	880,030,625	880,030,625			117,337,417	117,337,417		762,693,208	762,693,208
9	2015020	Kolonna - Balangoda Water Supply Project - Additional Financing	LKR	215,363,327	215,363,327			29,127,500	29,127,500		186,235,827	186,235,827
10	2015035	Establishment of Clinical Waste Management Systems in the Needy Hospitals Project	LKR	239,504,513	239,504,513			28,177,002	28,177,002		211,327,511	211,327,511
11	2016002	Anamaduwra Integrated Water Supply Project	LKR	862,290,793	862,290,793	71,921,234	71,921,234	109,556,840	109,556,840	(2,978,950)	821,676,236	821,676,236
12	2016042	Southern Expressway Sec 02 Beliatta to Wetiya	LKR	5,676,327,579	5,676,327,579			597,508,200	597,508,200		5,078,819,379	5,078,819,379
13	2017044	Pilot Project on Establishment of a Ground Water Monitoring Network in 03 Selected Districts	LKR	555,151,180	555,151,180			48,274,016	48,274,016		506,877,164	506,877,164
14	2017045	Procuring of 09 no Diesel Multiple Units	USD	12,739,012	2,553,328,539			710,065	174,538,174	1,989,040,628	12,028,947	4,367,830,993
15	2018034	Widening & Improvement of 64.31 Km roads & Reconstruction of 13 Bridges in the Central & Uva Province of SL	USD	11,235,189	2,251,911,760			961,829	183,638,333	1,662,086,456	10,273,360	3,730,359,884
16	2019031	Upgrading Health Facilities in selected Hospitals in Sri Lanka	LKR	2,241,006,300	2,241,006,300			186,750,525	186,750,525		2,054,255,775	2,054,255,775
17	2019037	Establishment of National and the Obstetrics Reference Center for the De Zoyza Maternity National Hospital Project	EUR	4,590,128	1,041,321,028					734,737,288	4,590,128	1,776,058,316
		<b>Total</b>			<b>20,247,148,867</b>		<b>71,921,234</b>		<b>2,963,046,701</b>	<b>7,144,409,926</b>		<b>24,500,433,326</b>

**NOTE 30(II) - STATEMENT OF FOREIGN LOAN BALANCES (8343)**

	Loan Key	Name of the Project	Loan Currency	Loan Balance as at 01-01-2022		Borrowings Accounted During the Year		Repayments During the Year		Parity Adjustment	Closing Balance as at 31.12.2022	
				Loan Currency Amount	Rs.	Loan Currency Amount	Rs.	Loan Currency Amount	Rs.		Loan Currency Amount	Rs.
		<b>AB Svensk Ex.Credit</b>										
1	2007029	Ratmalana & Ja-Ela Wastewater Treatment Facilities Project (Sweden)	USD	34,682,783	6,951,601,814					5,630,903,062	34,652,048	12,582,504,876
		<b>Asian Development Bank (ADB)</b>										
2	1983006	Special Assistance to Selected Projects	XDR	978,457	274,481,744			651,600	295,285,268	178,754,326	326,857	157,950,802
3	1983071	Aquaculture Development Project	XDR	953,152	267,383,040			635,800	288,125,191	174,099,731	317,352	153,357,580
4	1984018	Walawe Irrigation Improvement Project	XDR	1,174,182	329,387,518			469,600	230,003,610	241,099,214	704,582	340,483,122
5	1985001	Plantation Sector Project	XDR	5,000,222	1,402,687,901			1,666,400	816,179,764	1,024,532,341	3,333,822	1,611,040,477
6	1985002	Secondary Towns Power Distribution Project	XDR	1,600,252	448,910,846			533,600	261,349,928	327,889,381	1,066,652	515,450,299
7	1985003	Trunk Roads Improvement Project	XDR	3,223,885	904,380,757			805,800	333,336,808	599,892,674	2,418,085	1,170,936,624
8	1985004	Development Financing Project	XDR	2,958,465	829,923,653			740,000	340,192,401	582,322,595	2,218,465	1,072,053,847
9	1986020	Kirindioya Irrigation & Settlement Project	XDR	2,493,078	699,370,992			498,800	229,308,064	493,654,629	1,994,278	963,717,557
10	1987001	Agricultural Inputs Programme	XDR	5,172,142	1,450,915,654			1,034,600	475,625,754	1,024,141,279	4,137,542	1,999,431,180
11	1987002	Water Supply Sector Project	XDR	4,953,377	1,389,546,578			990,800	409,866,105	935,200,388	3,962,577	1,914,880,861
12	1987003	Land Use Planning Project	XDR	1,201,463	337,040,515			240,200	99,363,987	226,845,430	961,263	464,521,958
13	1988002	1st Small & Medium Industries Project	XDR	2,582,799	724,539,984			430,400	197,863,254	513,451,424	2,152,399	1,040,128,154
14	1988003	Emergency Road Restoration Project	XDR	1,392,268	390,566,109			253,400	121,246,913	281,028,837	1,138,868	550,348,033
15	1988004	Secondary Towns Power Distribution Project ii	XDR	6,601,218	1,851,807,261			1,100,000	538,764,846	1,345,373,188	5,501,218	2,658,415,603
16	1988005	Second Road Improvement Project	XDR	6,155,557	1,726,788,138			1,119,000	535,419,473	1,242,503,507	5,036,557	2,433,872,172
17	1988008	2nd Technical Education Project	XDR	4,271,386	1,198,230,977			711,600	348,531,876	870,536,500	3,559,786	1,720,235,601
18	1988013	Emergency Schools Restoration Project	XDR	2,784,514	781,125,995			428,600	163,522,210	520,871,159	2,355,914	1,138,474,944
19	1988062	Perennial Crops Development Project	XDR	2,840,096	796,718,341			437,000	180,774,617	547,734,607	2,403,096	1,163,678,332
20	1988063	2nd Development Financing Project	XDR	8,507,247	2,386,496,360			1,134,400	432,803,539	1,609,171,425	7,372,847	3,562,864,246
21	1989011	Smallholder Tea Development Project	XDR	3,421,066	959,694,789			489,000	202,285,555	659,486,151	2,932,066	1,416,895,385
22	1989067	Agriculture Rehabilitation Project	XDR	4,552,633	1,277,127,959			607,200	231,662,825	861,131,038	3,945,433	1,906,596,172
23	1989068	Agriculture Programme	XDR	21,633,324	6,068,690,266			2,704,200	1,324,479,909	4,403,123,939	18,929,124	9,147,334,297
24	1990025	Power System Expansion (Sector Loan) Project	XDR	17,964,103	5,039,381,652			2,113,600	817,495,425	3,437,731,210	15,850,503	7,659,617,438
25	1990046	Second Telecommunication Project	XDR	7,084,049	1,987,253,559			833,600	408,285,795	1,441,507,346	6,250,449	3,020,475,110
26	1990051	Financial Sector Programme	XDR	21,974,725	6,164,461,998			2,441,800	1,195,959,999	4,470,614,191	19,532,925	9,439,116,190
27	1991017	2nd Small & Medium Industries Project	XDR	7,440,222	2,087,168,907			783,200	360,052,284	1,489,831,147	6,657,022	3,216,947,770
28	1991029	3rd development Financing Project	XDR	12,935,285	3,628,671,981			1,293,400	497,229,203	2,494,396,611	11,641,885	5,625,839,389

**NOTE 30(II) - STATEMENT OF FOREING LOAN BALANCES (8343)**

	Loan Key	Name of the Project	Loan Currency	Loan Balance as at 01-01-2022		Borrowings Accounted During the Year		Repayments During the Year		Parity Adjustment	Closing Balance as at 31.12.2022	
				Loan Currency Amount	Rs.	Loan Currency Amount	Rs.	Loan Currency Amount	Rs.		Loan Currency Amount	Rs.
29	1991034	Low-Income Housing Development Project	XDR	5,252,851	1,473,556,563			553,000	211,682,291	1,009,287,854	4,699,851	2,271,162,126
30	1991055	Second Agriculture Programme	XDR	7,677,368	2,153,694,561			767,800	293,905,357	1,479,199,651	6,909,568	3,338,988,854
31	1991056	Southern Province Rural Development Project	XDR	11,303,729	3,170,979,604			1,189,800	569,295,878	2,285,784,293	10,113,929	4,887,468,019
32	1991061	Special Operation -Merchant Bank	XDR	225,857	63,358,557			26,800	12,144,944	44,978,950	199,057	96,192,563
33	1992029	N-W Province Water Resources Development Project	XDR	5,334,355	1,496,420,453			484,800	185,576,083	1,032,660,864	4,849,555	2,343,505,234
34	1992039	Participatory Forestry Project	XDR	2,640,870	740,830,218			220,000	84,575,865	513,610,014	2,420,870	1,169,864,366
35	1992040	Second Health & Population Project	XDR	6,520,821	1,829,253,932			621,000	297,136,277	1,318,919,461	5,899,821	2,851,037,116
36	1993002	Fisheries Sector Project	XDR	7,831,034	2,196,801,499			712,000	272,119,875	1,515,529,453	7,119,034	3,440,211,076
37	1993003	Urban Development Sector Project	XDR	8,242,729	2,312,292,338			749,200	359,264,554	1,668,154,845	7,493,529	3,621,182,628
38	1993029	Second Water Supply &Sanitation Project	XDR	13,020,590	3,652,602,320			1,132,400	432,792,902	2,525,054,987	11,888,190	5,744,864,405
39	1993030	Secondary Education Development Project	XDR	10,655,611	2,989,166,290			888,000	343,459,471	2,074,406,131	9,767,611	4,720,112,950
40	1993041	Financial Management Training Project	XDR	3,902,163	1,094,654,528			325,200	125,780,429	759,662,151	3,576,963	1,728,536,250
41	1994026	Fourth Development Financing Project	XDR	25,871,079	7,257,487,099			2,069,800	792,296,571	5,036,570,608	23,801,279	11,501,761,136
42	1995006	Third Road Improvement Project	XDR	18,681,329	5,240,581,601			1,437,200	550,144,280	3,642,637,848	17,244,129	8,333,075,169
43	1996001	Plantation Reform Project	XDR	20,819,486	5,840,388,272			1,542,200	737,912,340	4,213,104,608	19,277,286	9,315,580,540
44	1996002	Second Power System Expansion Project	XDR	29,733,693	8,341,047,241			2,123,800	1,016,196,491	6,017,389,904	27,609,893	13,342,240,654
45	1996028	Emergency Rehabilitation Petroleum Facilities	XDR	9,831,729	2,758,046,879			702,400	336,084,572	1,989,706,710	9,129,329	4,411,669,017
46	1996059	NCP Rural Development Project	XDR	6,980,246	1,958,134,120			481,400	230,340,424	1,412,716,944	6,498,846	3,140,510,640
47	1998004	Upper Watershed Management Project	XDR	4,932,655	1,383,733,543			318,200	121,613,124	967,774,824	4,614,455	2,229,895,243
48	1998005	3rd Water Supply & Sanitation Sector	XDR	35,626,059	9,994,003,892			2,226,600	850,986,117	6,996,980,432	33,399,459	16,139,998,207
49	1998006	Southern Provincial Road Improvement Project	XDR	13,483,277	3,782,397,708			842,800	322,110,437	2,648,113,403	12,640,477	6,108,400,674
50	1998018	Second Perennial Crops Development Project	XDR	8,221,758	2,306,409,530			514,000	196,753,521	1,615,051,064	7,707,758	3,724,707,073
51	1998019	Science & Technology Personals Development Project	XDR	8,570,577	2,404,261,992			553,000	265,180,591	1,735,342,969	8,017,577	3,874,424,370
52	1998059	Urban Development & Low-Income Housing Sector	XDR	30,769,169	8,631,524,211			1,864,798	894,228,269	6,230,489,936	28,904,371	13,967,785,877
53	1999002	Coastal Resource Management	XDR	11,066,681	3,104,481,763			1,106,670	425,443,515	2,134,050,362	9,960,011	4,813,088,610
54	1999004	Road Network Improvement Project	XDR	43,314,011	12,150,667,292			2,547,800	979,465,409	8,528,714,960	40,766,211	19,699,916,843

**NOTE 30(II) - STATEMENT OF FOREIGN LOAN BALANCES (8343)**

	Loan Key	Name of the Project	Loan Currency	Loan Balance as at 01-01-2022		Borrowings Accounted During the Year		Repayments During the Year		Parity Adjustment	Closing Balance as at 31.12.2022	
				Loan Currency Amount	Rs.	Loan Currency Amount	Rs.	Loan Currency Amount	Rs.		Loan Currency Amount	Rs.
55	1999005	Tea Development Project	XDR	15,838,267	4,443,031,482			960,000	435,042,752	3,181,804,439	14,878,267	7,189,793,169
56	1999045	Skills Development Project	XDR	5,418,062	1,519,902,320			541,804	208,288,826	1,044,795,650	4,876,258	2,356,409,144
57	1999057	Southern Transport Development Project	XDR	26,837,918	7,528,709,535			2,683,790	1,110,208,477	5,253,770,992	24,154,128	11,672,272,050
58	2000032	Forest Resources Management Sector Project	XDR	7,357,664	2,064,009,454			700,732	335,286,467	1,488,181,529	6,656,932	3,216,904,516
59	2000044	Secondary Education Modernization Project	XDR	16,547,557	4,642,005,113			1,575,958	755,720,561	3,348,610,465	14,971,599	7,234,895,017
60	2000045	Water Resources Management Project	XDR	561,565	157,533,099			53,484	25,591,041	113,583,664	508,081	245,525,723
61	2000055	Protected Area Mgt. & Wildlife Conserv. Project	XDR	3,619,016	1,015,224,861			344,668	165,278,960	732,354,345	3,274,348	1,582,300,246
62	2001001	Private Sector Development Sub Programme 1	XDR	12,442,845	3,490,530,332			4,147,616	2,031,445,178	2,549,512,081	8,295,229	4,008,597,235
63	2001003	Colombo Fort Efficiency and Expansion Project	XDR	2,882,933	808,735,180			240,244	99,382,191	567,703,479	2,642,689	1,277,056,468
64	2001004	North East Community Restoration & Dev. Project	XDR	8,781,462	2,463,420,570			731,788	302,720,124	1,729,234,593	8,049,674	3,889,935,039
65	2002001	Southern Province Rural Economic Adva. Project	XDR	9,342,713	2,620,865,861			778,558	322,067,557	1,839,755,221	8,564,155	4,138,553,525
66	2002002	Small & Medium Enterpr. Sector Dev. Programme	XDR	3,841,078	1,077,518,711			960,268	470,326,039	784,933,562	2,880,810	1,392,126,234
67	2002003	SME- Business Service Facility Project	XDR	562,318	157,744,305			46,860	22,951,383	114,297,658	515,458	249,090,579
68	2002006	Power Sector Development Project	XDR	29,036,931	8,145,587,967			2,233,610	852,181,164	5,659,064,872	26,803,321	12,952,471,675
69	2002007	Aquatic Resource & Quality Improvement	XDR	5,142,795	1,442,683,065			411,422	194,383,152	1,038,094,897	4,731,373	2,286,394,810
70	2002008	Plantation Development Project	XDR	3,064,115	859,561,268			245,128	117,288,923	619,978,598	2,818,987	1,362,250,943
71	2002009	Plantation Development Project	JPY	72,041	125,458,815			72,041	193,428,418	67,969,603	0	-
72	2003001	Road Sector Development	XDR	21,843,966	6,127,780,696			1,680,304	695,094,525	4,311,227,980	20,163,662	9,743,914,151
73	2003003	Aquatic Resource Dev. & Quality Improvement	JPY	297,803	518,623,551			43,009	110,259,562	289,388,791	254,794	697,752,780
74	2003004	Secondary Towns & Rural Community Water /Sanitation	XDR	24,711,926	6,932,315,408			1,900,916	931,042,470	5,021,949,009	22,811,010	11,023,221,947
75	2003005	Distance Education Modernization Project	XDR	13,425,679	3,766,239,944			994,496	380,087,258	2,621,108,347	12,431,183	6,007,261,034
76	2004002	Rural Finance Sector Development Programme	USD	4,830,257	968,146,914			504,966	142,870,821	745,280,210	4,325,291	1,570,556,303
77	2004003	Rural Finance Sector Development Programme	XDR	2,100,883	589,350,332			150,064	57,442,841	410,808,819	1,950,819	942,716,310
78	2004004	Conflict Affected Areas Rehabilitation Project	XDR	28,441,861	7,978,656,013			677,200	259,224,679	5,697,599,735	27,764,661	13,417,031,069
79	2004005	North east Coastal Community Div. Project	XDR	7,454,894	2,091,284,891			532,492	203,832,056	1,457,737,717	6,922,402	3,345,190,552
80	2004006	TA Loan -Road Project Preparatory Facility	XDR	5,830,746	1,635,670,717			416,482	191,464,881	1,172,190,332	5,414,264	2,616,396,167

**NOTE 30(II) - STATEMENT OF FOREIGN LOAN BALANCES (8343)**

	Loan Key	Name of the Project	Loan Currency	Loan Balance as at 01-01-2022		Borrowings Accounted During the Year		Repayments During the Year		Parity Adjustment	Closing Balance as at 31.12.2022	
				Loan Currency Amount	Rs.	Loan Currency Amount	Rs.	Loan Currency Amount	Rs.		Loan Currency Amount	Rs.
81	2004007	North East Community Restoration & Development Project	XDR	4,902,077	1,375,155,651			115,400	44,173,846	982,138,230	4,786,677	2,313,120,035
82	2004008	Secondary Education Modernization II	XDR	13,998,981	3,927,065,463			965,446	462,961,192	2,834,237,985	13,033,535	6,298,342,257
83	2004010	Strengthening of the Fiscal Management Institutions Project	XDR	2,908,083	815,790,137			193,872	92,967,616	588,796,331	2,714,211	1,311,618,852
84	2004011	Modernization of Revenue Administration	USD	7,406,136	1,484,439,851			641,513	232,229,447	1,204,091,541	6,764,623	2,456,301,945
85	2004012	Conflict Affected Areas Rehabilitation Project	USD	21,327,890	4,274,829,875			748,120	211,627,504	3,409,517,635	20,579,770	7,472,720,006
86	2004013	TA for Financial Markets Programme for Private Sector Development	XDR	185,527	52,044,981			12,368	4,734,333	36,366,932	173,159	83,677,580
87	2005001	Tsunami-Affected Areas Rebuilding Project	XDR	3,734,165	1,047,527,131			85,800	32,984,589	748,498,103	3,648,365	1,763,040,645
88	2005002	North East Community Restoration & Development Project II	XDR	14,247,783	3,996,860,661			327,600	125,941,156	2,855,887,669	13,920,183	6,726,807,174
89	2006001	Local Government Infrastructure Improvement Project	XDR	17,129,608	4,805,285,050			1,070,602	524,366,114	3,479,456,091	16,059,006	7,760,375,027
90	2006002	Technical Education Development	XDR	8,627,895	2,420,341,192			539,242	264,113,305	1,752,543,449	8,088,653	3,908,771,337
91	2006003	National Highways Sector Project AF	USD	103,206,713	20,686,113,957			7,515,861	2,736,635,964	16,796,827,738	95,690,852	34,746,305,731
92	2006004	Secondary Towns & Rural Community Water /Sanitation	XDR	22,299,044	6,255,441,549			1,311,708	642,456,507	4,528,962,491	20,987,336	10,141,947,533
93	2007007	Colombo Port Expansion Project	USD	224,537,569	45,004,918,054			12,893,403	3,655,379,036	35,500,573,700	211,644,166	76,850,112,717
94	2007012	Secondary Towns & Rural Community Water /Sanitation	USD	8,807,196	1,765,259,798			546,963	199,157,218	1,433,270,705	8,260,233	2,999,373,285
95	2007030	SME Regional Development Project	XDR	19,512,049	5,473,619,625			1,084,004	530,930,226	3,962,503,244	18,428,045	8,905,192,643
96	2007031	Education for Knowledge Society Project	XDR	30,999,601	8,696,166,061			1,722,200	843,509,833	6,295,392,903	29,277,401	14,148,049,131
97	2008003	Southern Transport Development Project -Supplementary	USD	69,168,468	13,863,698,964			3,682,497	1,340,851,132	11,255,763,163	65,485,971	23,778,610,996
98	2009006	Clean Energy and Access Improvement Project	USD	94,345,402	18,910,007,536			4,346,053	1,582,461,513	15,352,117,762	89,999,349	32,679,663,785
99	2009007	Clean Energy and Access Improvement Project	XDR	13,096,774	3,673,973,649			701,792	343,728,051	2,659,521,295	12,394,982	5,989,766,893
100	2009008	Dry zone Urban Water and Sanitation Project	XDR	24,092,947	6,758,676,261			1,268,050	621,073,421	4,892,329,877	22,824,897	11,029,932,718
101	2009018	Eastern & North Central Provincial Road Project	XDR	35,039,972	9,829,591,782			1,751,998	668,433,474	6,924,965,751	33,287,974	16,086,124,059
102	2009028	Greater Colombo Wastewater Management Project (OCR)	USD	62,888,203	12,604,921,717	2,171,900	733,601,832	2,537,882	721,892,005	10,085,811,557	62,522,221	22,702,443,101
103	2009029	Greater Colombo Wastewater Management Project (ADF)	XDR	10,632,218	2,982,604,016	(3,726)	(1,742,930)	531,664	202,844,613	2,101,188,039	10,096,828	4,879,204,512
104	2010019	ADB Funded Fiscal Management Efficiency Project	USD	24,508,187	4,912,269,024			919,016	283,489,438	3,936,684,354	23,589,171	8,565,463,939

**NOTE 30(II) - STATEMENT OF FOREIGN LOAN BALANCES (8343)**

	Loan Key	Name of the Project	Loan Currency	Loan Balance as at 01-01-2022		Borrowings Accounted During the Year		Repayments During the Year		Parity Adjustment	Closing Balance as at 31.12.2022	
				Loan Currency Amount	Rs.	Loan Currency Amount	Rs.	Loan Currency Amount	Rs.		Loan Currency Amount	Rs.
105	2010020	N-E Community Restoration & Dev. Project II Supplementary	XDR	7,385,242	2,071,745,772			152,200	58,169,447	1,481,728,331	7,233,042	3,495,304,657
106	2010021	Conflict Affected Region Emergency Project	USD	131,155,100	26,287,915,030			2,225,731	804,671,413	21,332,299,637	128,929,369	46,815,543,254
107	2010025	Northern Road Connectivity Project (OCR)	USD	109,103,967	21,868,122,671			4,091,215	1,489,671,093	17,752,728,906	105,012,752	38,131,180,484
108	2010026	Northern Road Connectivity Project (ADF)	XDR	13,050,339	3,660,947,602			636,602	311,798,889	2,649,681,605	12,413,737	5,998,830,318
109	2010117	Kirindioya Irrigation & Settlement Project	XDR	387,840	108,798,860			389,491	148,728,420	39,131,728	(1,651)	(797,831)
110	2010119	Health & Population Project	XDR	134,043	37,602,426			133,316	57,116,590	19,514,164	-	(0)
111	2010120	Technical Education Project	XDR	276,408	77,539,382			276,408	130,219,483	52,680,101	-	-
112	2010121	Livestock Development Project	XDR	490,364	137,559,434			492,445	188,111,887	49,546,827	(2,081)	(1,005,625)
113	2011001	Jaffna & Kilinochchi Water Supply & Sanitation Project OCR	USD	6,067,553	1,216,142,855	5,929,628	2,023,672,937	300,151	109,235,730	1,116,728,480	11,697,030	4,247,308,542
114	2011002	Jaffna & Kilinochchi Water Supply & Sanitation Project ADF	XDR	37,627,384	10,555,425,701	1,122,135	431,175,180	1,845,250	903,778,031	7,750,846,102	36,904,270	17,833,668,952
115	2011012	Sustainable Power Sector Support Project OCR	USD	74,619,816	14,956,333,184			2,619,244	953,705,224	12,141,499,419	72,000,572	26,144,127,379
116	2011013	Sustainable Power Sector Support Project ADF	XDR	4,920,213	1,380,243,362			234,296	114,754,955	998,940,003	4,685,917	2,264,428,410
117	2011015	Secondary Towns & Rural Com/Based Water Supply Add.	USD	3,371,596	675,781,857			110,903	40,381,383	548,589,638	3,260,693	1,183,990,112
118	2011016	Secondary Towns & Rural Com/Based Water Supply Add	XDR	5,882,150	1,650,090,678			273,588	133,999,633	1,194,197,679	5,608,562	2,710,288,724
119	2011028	Local Government Enhancement Sector Project	XDR	32,471,829	9,109,163,243			1,510,318	739,732,951	6,592,450,819	30,961,511	14,961,881,110
120	2011035	National Highways Sector Project AF OCR	USD	70,673,667	14,165,391,629			2,180,667	618,019,001	11,323,120,712	68,493,000	24,870,493,339
121	2012029	Northern Road Connectivity Project (ADF)	XDR	41,779,120	11,720,091,979			1,816,484	751,428,367	8,342,932,841	39,962,636	19,311,596,453
122	2012030	Northern Road Connectivity Project (ADF)	USD	23,867,813	4,783,916,367			1,403,990	431,201,011	3,804,123,309	22,463,823	8,156,838,664
123	2013015	Clean Energy and Network Efficiency Improvement Project	USD	67,879,071	13,605,260,187			6,170,809	1,895,212,534	10,696,839,394	61,708,262	22,406,887,047
124	2013017	Clean Energy and Network Efficiency Improvement Project	XDR	16,602,304	4,657,362,821			721,840	298,604,915	3,315,337,872	15,880,464	7,674,095,778
125	2013021	Dry Zone Urban Water and Sanitation Project (ADF)	XDR	24,767,701	6,947,961,864			1,076,856	508,778,492	5,009,211,475	23,690,845	11,448,394,847
126	2013034	Education Sector Development Programme (OCR)	USD	75,010,163	15,034,571,904			4,286,295	1,549,452,794	12,195,424,396	70,723,868	25,680,543,506

**NOTE 30(II) - STATEMENT OF FOREIGN LOAN BALANCES (8343)**

	Loan Key	Name of the Project	Loan Currency	Loan Balance as at 01-01-2022		Borrowings Accounted During the Year		Repayments During the Year		Parity Adjustment	Closing Balance as at 31.12.2022	
				Loan Currency Amount	Rs.	Loan Currency Amount	Rs.	Loan Currency Amount	Rs.		Loan Currency Amount	Rs.
127	2013035	Education Sector Development Programme (ADF)	XDR	49,441,425	13,869,560,692			2,996,450	1,433,742,335	10,008,311,740	46,444,975	22,444,130,097
128	2013042	Greater Colombo Water Wastewater Management Improvement Project 1	USD	59,651,458	11,956,168,415	(5,095)	(1,848,816)	3,508,909	1,183,511,138	9,613,262,615	56,137,455	20,384,071,076
129	2013043	Greater Colombo Water Wastewater Management Improvement Project 1	XDR	8,676,056	2,433,851,598	125,278	35,451,511	382,666	175,919,007	1,774,863,967	8,418,667	4,068,248,069
130	2014005	Skills Sector Enhancement Programme - Results Based Lending	USD	42,857,144	8,590,020,000			2,380,952	866,976,190	6,974,265,715	40,476,192	14,697,309,525
131	2014006	Skills Sector Enhancement Programme - Results Based Lending	XDR	27,710,000	7,773,350,521			1,630,000	798,351,545	5,627,934,128	26,080,000	12,602,933,105
132	2014017	Southern Road Connectivity Project	USD	54,465,594	10,916,745,852	6,631,591	1,888,564,782	3,398,733	1,237,502,791	9,383,076,864	57,698,451	20,950,884,706
133	2014018	Southern Road Connectivity Project	XDR	2,693,914	755,710,519			163,200	79,933,114	547,168,161	2,530,714	1,222,945,566
134	2014029	Greater Colombo Water & Waste Water Management Pro-2	USD	50,405,376	10,102,941,072	5,942,377	2,110,973,200	2,962,830	1,001,439,149	8,172,124,536	53,384,924	19,384,599,659
135	2014030	Greater Colombo Water & Wastewater Management Programme-2	XDR	2,800,761	785,683,810	2,941,089	1,291,889,997	591,400	271,878,089	683,214,585	5,150,450	2,488,910,303
136	2014036	Green Power Development & Energy Efficiency Improvement Programme	XDR	6,023,655	1,689,786,393	1,465,416	531,502,309	938,400	449,005,926	1,393,271,830	6,550,671	3,165,554,606
137	2014037	Green Power Development & Energy Efficiency Improvement Programme	USD	20,921,075	4,193,290,647	16,412,395	4,560,050,010	2,640,308	954,889,073	4,798,982,768	34,693,163	12,597,434,352
138	2014041	Integrated Road Investment Programme	XDR	58,290,299	16,351,892,012			3,238,350	1,239,604,596	11,491,088,083	55,051,949	26,603,375,499
139	2015009	Integrated Road Investment Programme-Tranch 2 (ADF)	XDR	5,528,700	1,550,939,014			307,150	117,573,628	1,089,903,032	5,221,550	2,523,268,419
140	2015010	Integrated Road Investment Programme-Tranch 2 (OCR)	USD	88,706,018	17,779,684,457			4,668,738	1,311,645,936	14,046,738,630	84,037,280	30,514,777,152
141	2015024	Mahaweli Water Security Investment Programme-Tranch 1	XDR	36,209,258	10,157,605,592			2,679,400	1,282,040,154	7,327,446,509	33,529,858	16,203,011,947
142	2015025	Mahaweli Water Security Investment Programme-Tranch 1	USD	36,763,597	7,368,667,358	9,061,294	2,610,608,369	2,349,993	849,498,854	6,656,393,118	43,474,897	15,786,169,991
143	2015036	Integrated Road Investment Programme-Tranch 3	USD	167,248,515	33,522,255,462	(291)	(89,560)	8,362,416	2,349,355,771	26,520,215,744	158,885,808	57,693,025,874
144	2015037	Integrated Road Investment Programme-Tranch 3	XDR	16,824,500	4,719,694,545			885,500	338,959,615	3,321,648,151	15,939,000	7,702,383,081
145	2016014	Small and Medium-Sized Enterprises Line of Credit	USD	100,000,000	20,043,380,000			-	-	16,267,620,000	100,000,000	36,311,000,000
146	2016033	Greater Colombo Water and Wastewater Management Imp. Inv. Programme-3	XDR	545,447	153,011,708	4,415	2,128,295	179,000	87,671,734	111,747,978	370,863	179,216,246
147	2016034	Greater Colombo Water and Wastewater Management Imp. Inv. Programme-3(OCR)	USD	39,656,476	7,948,498,247	6,947,030	2,334,381,682	2,173,237	791,236,963	6,641,432,253	44,430,270	16,133,075,220



**NOTE 30(II) - STATEMENT OF FOREIGN LOAN BALANCES (8343)**

	Loan Key	Name of the Project	Loan Currency	Loan Balance as at 01-01-2022		Borrowings Accounted During the Year		Repayments During the Year		Parity Adjustment	Closing Balance as at 31.12.2022	
				Loan Currency Amount	Rs.	Loan Currency Amount	Rs.	Loan Currency Amount	Rs.		Loan Currency Amount	Rs.
148	2016035	Technical Assistance Loan Agreement	XDR	9,058,009	2,540,998,796	961,556	435,634,170	873,550	361,363,076	1,804,462,134	9,146,015	4,419,732,024
149	2016036	Local Government Enhancement Sector Project (ADF)	USD	44,989,090	9,017,334,287	5,064,647	1,697,811,746	3,000,000	1,092,390,000	7,462,926,387	47,053,737	17,085,682,420
150	2016038	Capital Market Development Programme	USD	98,958,333	19,834,594,795			10,416,667	3,793,020,831	16,108,790,625	88,541,666	32,150,364,589
151	2017010	Project Design Advance for Northern Province Sustainable Fisheries Development Project	USD	609,919	122,248,407			174,262	63,454,022	99,397,072	435,657	158,191,457
152	2017036	Second Integrated Road Investment Programme Tranche 1	USD	59,860,238	11,998,015,020			-	-	9,737,836,176	59,860,238	21,735,851,196
153	2017037	Second Integrated Road Investment Programme Tranche 1	USD	90,000,000	18,039,042,000			-	-	14,640,858,000	90,000,000	32,679,900,000
154	2017038	Jaffna & Kilinochchi Water Supply Project - Additional Financing	USD	9,400,642	1,884,206,463	333,839	91,482,717	-	-	1,558,998,325	9,734,481	3,534,687,505
155	2017039	Jaffna & Kilinochchi Water Supply Project - Additional Financing	USD	7,222,261	1,447,585,267	5,185,237	1,612,395,722	-	-	1,445,305,567	12,407,498	4,505,286,556
156	2017040	Integrated Road Investment Programme - Tranche - 4	USD	98,539,656	19,750,677,605	50,000,000	14,749,215,000	-	-	19,436,341,707	148,539,656	53,936,234,312
157	2018005	Small and Medium-Sized Enterprises Line of Credit - Additional Financing	USD	75,000,000	15,032,535,000			-	-	12,200,715,000	75,000,000	27,233,250,000
158	2018018	Mahaweli Water Security Investment Programme - Tranche 2	USD	57,871,259	11,599,356,312	87,799,050	29,583,608,470	-	-	11,711,381,029	145,670,309	52,894,345,810
159	2018019	Mahaweli Water Security Investment Program - tranche 2	USD	25,261,954	5,063,349,476	4,168,308	1,354,479,991	-	-	4,268,593,084	29,430,262	10,686,422,551
160	2018020	Skill Sector Enhancement Programme A/F	USD	53,230,000	10,669,091,174	4,800,000	1,392,870,000	-	-	9,009,312,126	58,030,000	21,071,273,300
161	2018021	Skill Sector Enhancement Programme A/F	USD	35,490,000	7,113,395,562	3,200,000	928,580,000	-	-	6,006,750,338	38,690,000	14,048,725,900
162	2018037	Rooftop Solar Power Generation Project	USD	50,000,000	10,021,690,000			-	-	8,133,810,000	50,000,000	18,155,500,000
163	2018045	Health System Enhancement Project	USD	20,550,571	4,119,029,130	3,413,066	1,238,970,395	-	-	3,343,437,047	23,963,638	8,701,436,572
164	2019007	Technical Assistance Loan Agreement	USD	3,055,206	612,366,474	61,325	17,343,121	-	-	501,933,696	3,116,530	1,131,643,291
165	2019012	South Asia Sub regional Economic Cooperation Port Access Elevated Highway Project (SASEC)	USD	55,797,922	11,183,789,496	56,695,001	17,680,016,080	-	-	11,983,499,782	112,492,923	40,847,305,358
166	2019029	Science & Technology Human Resource Development Project	USD	31,275,628	6,268,692,979	16,518,474	5,699,643,464	-	-	5,386,179,963	47,794,102	17,354,516,406
167	2019030	Science & Technology Human Resource Development Project	USD	9,088,644	1,821,671,546	2,486,091	841,504,512	-	-	1,539,725,970	11,574,735	4,202,902,029
168	2019040	Railway Efficiency Improvement Project	USD	16,450,843	3,297,305,054	8,155,390	2,858,727,348	-	-	2,778,736,907	24,606,233	8,934,769,309
169	2019048	Second Integrated Road Investment Programme Tranche 2	USD	150,000,000	30,065,070,000			-	-	24,401,430,000	150,000,000	54,466,500,000



**NOTE 30(II) - STATEMENT OF FOREIGN LOAN BALANCES (8343)**

	Loan Key	Name of the Project	Loan Currency	Loan Balance as at 01-01-2022		Borrowings Accounted During the Year		Repayments During the Year		Parity Adjustment	Closing Balance as at 31.12.2022	
				Loan Currency Amount	Rs.	Loan Currency Amount	Rs.	Loan Currency Amount	Rs.		Loan Currency Amount	Rs.
170	2020017	Small and Medium Sized Enterprises Line of Credit Project	USD	120,500,000	24,152,272,900	36,500,000	12,198,742,900	-	-	20,657,254,200	157,000,000	57,008,270,000
171	2020018	Secondary Education Sector Improvement Programme	USD	172,260,000	34,526,726,388	44,010,000	15,983,551,800			28,019,521,512	216,270,000	78,529,799,700
172	2021009	Second Integrated Road Investment Programme	USD	122,601,609	24,573,506,416	77,398,391	18,505,198,051			29,543,295,533	200,000,000	72,622,000,000
173	2021027	Responsive COVID-19 Vaccines for Recovery Project - Rapid Response Component	USD	18,000,000	3,607,808,400	66,000,000	13,325,472,600	-	-	13,567,959,000	84,000,000	30,501,240,000
174	2021028	Responsive COVID-19 Vaccines for Recovery Project - Project Investment Component	USD	-	-	21,832,279	5,865,305,913			2,062,213,035	21,832,279	7,927,518,948
175	2021029	Health System Enhancement Project - Additional Financing	USD	12,059,376	2,417,106,551	3,206,510	1,152,107,833	-	-	1,973,981,594	15,265,886	5,543,195,978
176	2022026	Food Security and Livelihood Recovery Emergency Assistance Project	USD	-	-	171,545,119	62,311,650,742	-	-	(21,902,596)	171,545,119	62,289,748,146
		<b>Agency Francaise De Development</b>										
177	2005049	Trincomalee Integrated Infrastructure Project (TIIP)	EUR	24,971,341	5,665,023,708			3,121,418	708,112,682	3,497,480,284	21,849,923	8,454,391,309
178	2007040	Construction Sector Support Project (for Post Tsunami Reconstruction)	EUR	5,000,000	1,134,305,000					800,345,000	5,000,000	1,934,650,000
179	2008030	Trincomalee Integrated Infrastructure Project	EUR	8,724,320	1,979,208,400					1,396,492,892	8,724,320	3,375,701,292
180	2014027	Implementation of Ambatale Water Supply System Improvement & Energy Saving Project	USD	28,144,790	5,641,167,302	10,766,404	3,632,108,506	781,800	234,393,335	4,806,282,012	38,129,395	13,845,164,485
181	2015021	Construction of Four Grid Substations Maliboda, Nawalapitiya, Wewalwatta and Ragala	EUR	21,503,442	4,878,292,326	46,606	10,974,485			3,449,093,099	21,550,048	8,338,359,910
182	2015023	Green Power Development & Energy Efficiency Improvement Investment Programme	EUR	17,830,268	4,044,992,397	1,420,000	326,960,538			3,076,553,162	19,250,268	7,448,506,097
183	2016021	Implementation of Sanitation Hygiene Initiative for Towns Project -	EUR	2,868,059	650,650,805	1,370,476	506,566,188	-	-	482,799,501	4,238,535	1,640,016,494
184	2016039	Implementation of Anuradhapura Integrated Urban Development Project	EUR	3,603,713	817,541,937	2,819,123	1,005,281,161			662,364,665	6,422,836	2,485,187,763
		<b>Aust. &amp; New Zealand Inv. Bank</b>										
185	2010023	Integrated Water Supply Scheme for the Unserved Areas of Ampara District-Phase III (Australia)	USD	18,073,604	3,622,561,489					2,940,145,513	18,073,604	6,562,707,002

**NOTE 30(II) - STATEMENT OF FOREIGN LOAN BALANCES (8343)**

	Loan Key	Name of the Project	Loan Currency	Loan Balance as at 01-01-2022		Borrowings Accounted During the Year		Repayments During the Year		Parity Adjustment	Closing Balance as at 31.12.2022	
				Loan Currency Amount	Rs.	Loan Currency Amount	Rs.	Loan Currency Amount	Rs.		Loan Currency Amount	Rs.
186	2019019	Reduction of Landslide Vulnerable by Mitigation Measures Projects	USD	5,195,213	1,041,296,217	1,820,447	595,794,572			910,365,487	7,015,660	2,547,456,277
187	2019020	Support to Colombo Urban Regeneration Project	USD	25,515,469	5,114,162,408	14,154,739	4,233,335,746			5,057,151,237	39,670,208	14,404,649,391
		<b>Banco Bilbao Vizcaya Argentaria S.A.</b>										
188	2012015	Veyangoda Railway Crossing Flyover Project (Spain)	EUR	503,213	114,159,380					80,548,819	503,213	194,708,199
189	2013003	Implementation of the Greater Rathnapura Water Supply Scheme	EUR	8,772,000	1,990,024,693			1,096,500	250,315,160	1,230,171,683	7,675,500	2,969,881,215
190	2015033	Supply of Three Flyovers in Ganemulla, Polgahawela and Rajagiriya (Export Credit)	EUR	9,714,147	2,203,761,482			423,465	113,884,773	1,504,966,788	9,290,682	3,594,843,497
		<b>Bank Austria</b>										
191	2006089	Enhancement & Strengthening of the Road Infrastructure by Construction of Five Bridges (Austria)	EUR	4,395,833	997,243,144			439,583	142,533,444	676,082,120	3,956,250	1,530,791,820
192	2007003	Greater Colombo Sewerage Rehabilitation System II (Austria)	EUR	3,946,123	895,221,455					631,651,802	3,946,123	1,526,873,257
193	2008021	Rehabilitation & Augmentation of Kirindi Oya Water Supply Project (Austria)	EUR	2,003,954	454,619,054			667,984	216,591,673	278,899,568	1,335,970	516,926,950
194	2008023	Supply of Modern Medical Equipment's for Teaching Hospital Kurunegala (Austria)	EUR	500,000	113,430,495					80,034,505	500,000	193,465,000
		<b>BNP Paribas</b>										
195	2013032	Reconstruction of (7) Railway Steel Bridges Project	EUR	2,447,452	555,231,315			152,966	34,743,400	367,317,394	2,294,486	887,805,310
		<b>Co-Op Centrale Raiffeisen (Netherlands)</b>										
196	2009031	Extension of a Disaster Management and Emergency Response System (Netherlands)	EUR	1,060,183	240,514,185			1,060,183	244,787,568	4,273,383	(0)	-
197	2011026	Importation of Dairy Animals (Netherlands & Australia)	USD	1,669,678	334,659,826			417,419	84,164,422	204,212,216	1,252,259	454,707,620
198	2012010	Development of Hambantota District General Hospital (Netherlands)	EUR	16,881,914	3,829,847,735			2,110,239	480,063,373	2,365,819,523	14,771,675	5,715,603,885
199	2013001	Upgrading of the National Blood Transfusion Services of SL	USD	9,708,906	1,945,993,010					1,579,408,013	9,708,906	3,525,401,023
200	2013024	Upgrading of Peripheral Blood Bank Coming under the National Blood Transfusion Services	EUR	7,401,182	1,679,039,779			925,148	207,436,658	1,034,169,142	6,476,034	2,505,772,263
201	2014032	Sri Lankan Dairy Development Project-Ph II	USD	7,047,383	1,412,533,935			881,760	264,362,661	1,090,628,419	6,165,623	2,238,799,693

**NOTE 30(II) - STATEMENT OF FOREIGN LOAN BALANCES (8343)**

	Loan Key	Name of the Project	Loan Currency	Loan Balance as at 01-01-2022		Borrowings Accounted During the Year		Repayments During the Year		Parity Adjustment	Closing Balance as at 31.12.2022	
				Loan Currency Amount	Rs.	Loan Currency Amount	Rs.	Loan Currency Amount	Rs.		Loan Currency Amount	Rs.
202	2014035	Construction of 463 Rural Bridges	EUR	46,199,999	10,480,978,137					7,395,187,755	46,199,999	17,876,165,892
203	2016012	Development of General Hospital - Kalutara	EUR	8,774,910	1,990,684,945	5,515,174	1,924,713,457			1,613,864,006	14,290,084	5,529,262,408
204	2016040	Implementation of Importation of 20,000 Dairy Animals Project	USD	5,467,316	1,095,835,242					889,401,976	5,467,316	1,985,237,218
205	2017034	Pilot Project on Establishment of a Groundwater Monitoring Network in three Selected District	EUR	15,046,763	3,413,523,767	1,256,054	420,332,434	876,772	266,368,751	2,401,312,548	15,426,045	5,968,799,998
206	2018040	Reconstruction Rural Bridges (EUR 44.3)	EUR	38,413,034	8,714,419,123	1,279,569	378,789,773	2,215,071	502,502,291	5,910,474,663	37,477,531	14,501,181,268
207	2019047	Constriction of Rural Bridges with Financial Assistance from	EUR	10,792,599	2,163,201,629	571,428	207,265,227			2,026,616,239	11,364,027	4,397,083,095
<b>Calyon Credit Agricole CIB (France)</b>												
208	2008042	Rehabilitation of Wimalasurendra and New Laxapana Power Stations (France)	USD	8,178,695	1,639,286,930					1,330,479,017	8,178,695	2,969,765,947
209	2016019	Implementation of Greater Matale Water Supply Project	EUR	87,175,497	19,776,720,278	6,582,828	1,500,000,000	2,835,754	646,383,004	14,550,333,428	90,922,572	35,180,670,702
210	2016020	Implementation of Kelani Right Bank Water Supply Project	EUR	75,766,232	17,188,403,139					12,127,824,977	75,766,232	29,316,228,116
<b>China Development Bank (CDB)</b>												
211	2010051	Rehabilitation and Improvement of Priority Road Project Ph I	USD	47,035,770	9,427,558,137					7,651,600,344	47,035,770	17,079,158,481
212	2011007	Improvement and Rehabilitation of Priority Roads Ph II	USD	192,320,000	38,547,428,398			19,230,000	5,063,835,900	29,367,117,369	173,090,000	62,850,709,867
213	2012017	Moragahakanda Development Project	USD	90,674,900	18,174,314,757			10,000,000	2,633,300,000	13,752,848,156	80,674,900	29,293,862,913
214	2014001	Improvement and Rehabilitation of Priority Road Project 3 (Phase I)	USD	184,499,508	36,979,937,414			11,550,000	3,041,461,500	28,861,219,805	172,949,508	62,799,695,719
215	2014034	Improvement and Rehabilitation of Priority Roads Project 3 (Phase II)	USD	65,267,186	13,081,750,053			3,850,000	1,013,820,500	10,233,264,761	61,417,186	22,301,194,314
<b>Deutsche Bank AG</b>												
216	2014028	Construction of 537 Steel Beam Bridges	USD	77,160,000	15,465,472,007					12,552,095,592	77,160,000	28,017,567,599
217	2019005	Reconstruction of Rural Bridges USD 12.7Mn (Commercial Facility)	USD	12,729,512	2,551,424,488					2,070,788,661	12,729,512	4,622,213,149
218	2019006	Reconstruction of Rural Bridges USD 50.9Mn (UKEF)	USD	43,125,052	8,643,717,912	1,972,574	447,708,842	2,545,902	712,852,680	7,072,382,119	42,551,724	15,450,956,193
<b>European Investment Bank (EIB)</b>												
219	2006093	DFCC Global Loan ii	USD	18,767,650	4,669,115,407			3,412,300	1,848,911,508	3,432,604,740	15,355,350	6,252,808,639
			EUR	4,000,000				2,250,000			1,750,000	
220	2013047	Sri Lanka SME & GREEN Energy Global Loan	USD	18,308,283	19,243,688,066			1,408,329	2,201,665,190	13,760,054,211	16,899,954	30,802,077,087
			EUR	68,650,361				4,903,597			63,746,764	

**NOTE 30(II) - STATEMENT OF FOREIGN LOAN BALANCES (8343)**

	Loan Key	Name of the Project	Loan Currency	Loan Balance as at 01-01-2022		Borrowings Accounted During the Year		Repayments During the Year		Parity Adjustment	Closing Balance as at 31.12.2022	
				Loan Currency Amount	Rs.	Loan Currency Amount	Rs.	Loan Currency Amount	Rs.		Loan Currency Amount	Rs.
		<b>Export Development Bank of Iran (EDBI)</b>										
221	2008027	Uma Oya Hydro Electric and Irrigation Project (Iran)	USD	32,902,548	6,594,782,646					5,352,461,414	32,902,548	11,947,244,060
		<b>Export Import Bank of China (EIBC)</b>										
222	2003050	Rural Electrification project VII	CNY	29,327,779	921,953,908			7,331,945	316,511,634	542,471,903	21,995,834	1,147,914,177
223	2007014	Supply of 100 Nos. Railway Passenger Carriages	CNY	14,639,795	460,219,544			7,319,898	315,991,605	237,781,417	7,319,897	382,009,356
224	2007015	Supply of 15 Nos. Diesel Multiple Units	CNY	20,842,303	655,202,828			10,421,152	449,869,167	338,523,328	10,421,151	543,856,990
225	2009009	Bunkering Facility & Tank Farm Project at Hambantota	USD	20,711,888	4,151,362,632			2,958,841	597,125,329	2,892,071,884	17,753,047	6,446,309,187
226	2009010	Colombo-Katunayake Expressway (CKE) Section A2	USD	21,191,271	4,247,447,077			2,648,909	534,577,721	3,020,047,919	18,542,362	6,732,917,275
227	2009011	Colombo-Katunayake Expressway (CKE) Section A1	USD	23,347,176	4,679,563,168			2,918,397	588,963,246	3,327,293,959	20,428,779	7,417,893,882
228	2009012	Colombo-Katunayake Expressway (CKE) Section A3	USD	15,933,781	3,193,668,325			1,991,723	401,950,609	2,270,783,176	13,942,058	5,062,500,892
229	2009013	Colombo-Katunayake Expressway (CKE) Section A4	USD	22,261,106	4,461,877,817			2,782,638	561,565,672	3,172,513,886	19,478,468	7,072,826,031
230	2010007	Supply of 13 Nos. Diesel Multiple Units to Sri Lanka Railway Project	CNY	365,184,843	11,480,023,689			21,481,461	927,330,030	7,384,429,569	343,703,382	17,937,123,228
231	2010029	Supply of Two Nos. MA 60 Aircrafts Project	CNY	158,522,068	4,983,331,434			8,806,782	380,178,653	3,210,158,645	149,715,286	7,813,311,426
232	2010030	Procurement of Material for the Northern Province Power Sector Development Programme	USD	7,678,871	1,539,105,166			1,535,774	309,935,381	1,001,449,910	6,143,097	2,230,619,695
233	2010031	Northern Road Rehabilitation Project (A009) from Galkulama to 230Km Post	USD	26,617,855	5,335,117,832			2,957,539	596,862,606	3,853,041,969	23,660,316	8,591,297,195
234	2010032	Northern Road Rehabilitation Project-11B	USD	17,712,374	3,550,158,628			1,771,238	357,454,381	2,595,682,191	15,941,136	5,788,386,438
235	2010033	Northern Road Rehabilitation Project (Mulativu-Kokkilai)-11A	USD	16,037,879	3,214,533,064			1,781,987	359,623,659	2,321,547,750	14,255,892	5,176,457,155
236	2010034	Northern Road Rehabilitation Project-(AB020) (AB032) (AB016) (AB018)	USD	28,034,329	5,619,026,688			3,114,925	628,624,714	4,058,082,002	24,919,404	9,048,483,976
237	2010035	Northern Road Rehabilitation Project-A009 (From 230Km Post to Jaffna)	USD	26,441,501	5,299,770,658			2,937,945	592,908,169	3,827,514,105	23,503,556	8,534,376,594
238	2011005	Highway Section from Pinnaduwa to Kodagoda (30Km to 45Km)	USD	35,395,197	7,094,393,824			3,539,519	714,312,211	5,187,033,603	31,855,678	11,567,115,217
239	2011006	Highway Section from Kodagoda to Godagama (45Km to 61Km)	USD	26,366,447	5,284,727,120			2,636,643	532,102,325	3,863,904,255	23,729,804	8,616,529,050
240	2011008	Re.& Im.of 67Km Length of Navatkuli-Karaitivu-Mannar Road	USD	22,154,566	4,440,523,676			2,014,047	406,456,703	3,279,156,884	20,140,519	7,313,223,858

**NOTE 30(II) - STATEMENT OF FOREIGN LOAN BALANCES (8343)**

	Loan Key	Name of the Project	Loan Currency	Loan Balance as at 01-01-2022		Borrowings Accounted During the Year		Repayments During the Year		Parity Adjustment	Closing Balance as at 31.12.2022	
				Loan Currency Amount	Rs.	Loan Currency Amount	Rs.	Loan Currency Amount	Rs.		Loan Currency Amount	Rs.
241	2011009	Re.& Im. Of 113Km Length of Puttalam-Marichchikade-Mannar Road	USD	34,836,331	6,982,378,702			2,903,027	585,861,624	5,198,785,558	31,933,304	11,595,302,636
242	2011014	Procurement of Materials for Lighting Uva Province	USD	5,549,941	1,112,395,649			1,109,988	224,007,286	723,803,138	4,439,953	1,612,191,501
243	2012001	Finance Material Required for Lighting Sri Lanka Eastern Province Project	USD	16,206,908	3,248,412,485			1,350,576	272,560,420	2,418,630,575	14,856,332	5,394,482,640
244	2013005	Matara Beliatta Section of Matara Kataragama Railway Extension Project	USD	176,923,079	35,461,365,032			7,692,307	1,552,388,564	27,540,409,153	169,230,772	61,449,385,621
245	2013022	Matara-Beliatta Section of Matara-Kataragama Railway Extension Project	CNY	488,461,539	15,355,374,632			19,538,461	843,452,939	9,960,142,117	468,923,078	24,472,063,810
246	2013041	Greater Kurunegala Water Supply and Sewerage Project	CNY	389,613,440	12,247,966,022			16,233,893	700,798,546	7,938,689,628	373,379,547	19,485,857,104
247	2014024	Construction of Outer Circular Highway Project Phase III from Kerawalapitiya to Kadawatha	USD	328,072,794	65,756,876,706			12,618,184	2,546,482,419	51,334,329,020	315,454,610	114,544,723,307
248	2014025	Construction of Extension of Southern Expressway, Section 4 from Mattala to Hambantota via	CNY	1,855,281,043	58,322,985,920			66,260,037	2,860,369,762	37,902,454,292	1,789,021,006	93,365,070,451
249	2014026	Hambantota Hub Development Project	CNY	1,450,871,836	45,609,897,200			51,816,851	2,236,873,996	29,640,578,525	1,399,054,985	73,013,601,729
250	2014040	Construction of Extension of Southern Expressway, Section 1 from Matara to Beliatta	USD	619,717,234	124,212,280,020			22,132,758	4,466,623,655	97,243,242,505	597,584,476	216,988,898,870
251	2016015	Construction of Extension of Southern Expressway, Section 2 from Beliatta to Wetiya Project	USD	270,043,935	54,125,932,166			9,311,860	1,879,231,385	42,427,723,219	260,732,075	94,674,424,000
252	2017041	Kandy North Pathadumbara Integrated Water Supply	CNY	695,803,012	21,873,402,660	50,798,397	1,619,916,631			15,470,165,770	746,601,410	38,963,485,061
253	2017042	Construction service for Design Review and Construction Supervision of Civil Works on Extension of Southern Expressway Project	CNY	362,194,397	11,386,015,504					7,516,113,249	362,194,397	18,902,128,753
254	2018022	Widening & Improvement of 64.31Km of Roads and Reconstruction of 13 Bridges in Central & Uva Provinces in Sri Lanka	USD	67,352,493	13,499,716,180	5,814,951	1,170,751,504	3,541,206	714,652,752	11,326,168,476	69,626,239	25,281,983,408

**NOTE 30(II) - STATEMENT OF FOREIGN LOAN BALANCES (8343)**

	Loan Key	Name of the Project	Loan Currency	Loan Balance as at 01-01-2022		Borrowings Accounted During the Year		Repayments During the Year		Parity Adjustment	Closing Balance as at 31.12.2022	
				Loan Currency Amount	Rs.	Loan Currency Amount	Rs.	Loan Currency Amount	Rs.		Loan Currency Amount	Rs.
		<b>Export Finance &amp; Insurance Corporation</b>										
255	2015034	Supply and Purchase of Clinical Waste Disposal Systems and Related Equipment	USD	6,882,313	1,379,448,229					1,119,588,589	6,882,313	2,499,036,818
		<b>Export Import Bank of India</b>										
256	2017013	Dollar Credit Line 318M of the Development of Railway Sector	USD	122,078,888	24,468,735,418	32,552,228	11,570,994,540			20,108,374,566	154,631,116	56,148,104,523
257	2018002	Dollar Credit Line on KKS Harbour	USD	743,245	148,971,451	161,949	55,185,112			124,528,568	905,194	328,685,131
		<b>Export Import Bank of USA</b>										
258	2013025	Badulla, Haliela and Ella Integrated Water Supply Project	USD	40,070,773	8,031,537,248					6,518,561,040	40,070,773	14,550,098,288
		<b>Export Import Bank of Hungary (EIBH)</b>										
259	2013008	Rehabilitation of Kalatuwawa Water Treatment Plant	EUR	15,210,918	3,450,764,012					2,434,796,389	15,210,918	5,885,560,401
260	2013009	Rehabilitation of Labugama Water Treatment Plant Project	EUR	14,624,789	3,317,794,343					2,340,975,412	14,624,789	5,658,769,755
261	2021001	Constriction of Flyovers at Kohuwela & Gatabe	EUR	11,199,656	2,540,765,180	2,653,126	774,898,947			2,044,393,005	13,852,783	5,360,057,132
		<b>Fortis Bank</b>										
262	2011029	Implementation of Kolonna and Balangoda Water Supply Projects (Belgium)	EUR	1,769,057	401,329,958					283,171,127	1,769,057	684,501,085
		<b>Government of Canada</b>										
263	1972003	Import of Newsprint & Radio Telecom Equipment	CAD	25,000	3,930,846			12,500	2,946,190	2,364,697	12,500	3,349,353
264	1973003	Purchase of 14 Locomotives	CAD	220,144	34,614,078			76,000	17,912,835	21,921,883	144,144	38,623,125
265	1973004	Import of Asbestos, Nylon & TYRE Cord	CAD	80,749	12,696,472			20,188	4,758,097	8,288,836	60,561	16,227,211
266	1974005	Import of Commodities	CAD	137,500	21,619,648			27,500	6,481,618	14,336,273	110,000	29,474,303
267	1975004	Import of Commodities	CAD	157,500	24,764,324			26,250	6,186,999	16,590,877	131,250	35,168,202
268	1975005	Import of Commodities	CAD	1,350,000	212,265,630			150,000	35,354,280	144,626,490	1,200,000	321,537,840
269	1976002	Agricultural Sector Support Credit	CAD	842,654	132,493,728			91,054	21,461,094	90,357,298	751,600	201,389,931
270	1977004	Water Supply Project	CAD	825,000	129,717,882			150,000	32,700,353	83,847,500	675,000	180,865,030
271	1977009	Import of Fertilizer & Commodities	CAD	1,375,000	216,196,476			125,000	29,461,900	148,200,675	1,250,000	334,935,251
272	1978005	Import of Fertilizer, Alum. Rods & Asbestos	CAD	3,250,000	511,009,850			250,000	58,923,800	351,758,550	3,000,000	803,844,600
273	1980014	Maduruoya Reservoir Complex	CAD	15,360,000	2,415,111,152			960,000	226,267,392	1,669,610,293	14,400,000	3,858,454,053
274	1983008	Maduruoya Right Bank - Mahaweli System B.	CAD	3,162,500	497,251,823			137,500	32,408,090	345,699,454	3,025,000	810,543,187
		<b>Government of China</b>										
275	2000073	Economic and Technical Cooperation-National Performance Art Theater (Nellum Pokuna)	CNY	20,000,000	628,724,000					415,032,000	20,000,000	1,043,756,000
276	2002076	Economic and Technical Cooperation-National Performance Art Theater (Nellum Pokuna)	CNY	30,000,000	943,086,000					622,548,000	30,000,000	1,565,634,000

**NOTE 30(II) - STATEMENT OF FOREIGN LOAN BALANCES (8343)**

	Loan Key	Name of the Project	Loan Currency	Loan Balance as at 01-01-2022		Borrowings Accounted During the Year		Repayments During the Year		Parity Adjustment	Closing Balance as at 31.12.2022	
				Loan Currency Amount	Rs.	Loan Currency Amount	Rs.	Loan Currency Amount	Rs.		Loan Currency Amount	Rs.
277	2003077	Economic and Technical Cooperation-National Performance Art Theater (Nellum Pokuna)	CNY	50,000,000	1,571,810,000					1,037,580,000	50,000,000	2,609,390,000
278	2019015	Central Expressway Project Section 01 Kadawatha to Meerigama	USD	-	-	51,569,653	13,266,876,351			5,458,580,269	51,569,653	18,725,456,620
	<b>Government of France</b>											
279	1997077	Expansion of Telephone Exchanges in Colombo	EUR	497,170	112,788,456			5,035	1,632,644	79,265,938	492,135	190,421,750
280	1997078	TA/Mainten. Water Treatment Plant Colombo	EUR	126,954	28,800,848			1,503	487,343	20,227,142	125,451	48,540,647
281	1997080	Cardio Thoracic Equipment for Kandy Hospital	EUR	599,154	135,924,675			20,667	6,701,207	94,610,506	578,487	223,833,974
282	1997081	Elihouse &F/S on Colombo North Water Sp	EUR	307,287	69,711,437			6,822	2,212,011	48,759,497	300,465	116,258,923
283	1997082	Modernization - Colombo Water Distrib. Network	EUR	118,224	26,820,415			1,387	449,730	18,837,056	116,837	45,207,741
284	1997084	Improvement of Government Film Unit	EUR	171,819	38,979,030			1,481	480,209	27,410,062	170,338	65,908,883
285	1998021	Water Treatment Plant at Anuradhapura	EUR	787,451	178,641,921			111,085	36,018,945	119,083,320	676,366	261,706,297
286	1998083	Modern. Rathmalana Air Traffic Control System	EUR	288,522	65,454,389			13,902	4,507,678	45,312,005	274,620	106,258,717
287	1998084	Expansion of E 10B Telecom Exchange - 1996	EUR	195,101	44,260,808			10,615	3,441,879	30,564,239	184,486	71,383,168
288	1998090	Improvement of Government Film Unit	EUR	128,524	29,157,083			2,540	823,587	20,413,493	125,984	48,746,989
289	1999100	Extension of Colombo Telecommunication Units	EUR	495,266	112,356,576			4,919	1,594,992	78,968,443	490,347	189,730,027
290	1999102	Ambathale Water Treatment Plant Project	EUR	308,525	69,992,326			123,933	40,184,908	41,616,827	184,592	71,424,245
291	1999103	Samanalawewa Transmission Project	EUR	50,832	11,531,762			5,552	1,800,081	7,788,448	45,280	17,520,128
292	1999104	Mixed Credit for Telecomm. & CEB.	EUR	197,422	44,787,371			37,920	12,295,542	29,224,310	159,502	61,716,140
293	2000100	Rehabilitation of Ambathale Water Plant	EUR	832,119	188,775,262			37,872	12,279,819	130,822,394	794,247	307,317,837
294	2000101	Water Supply Network of Colombo	EUR	578,754	131,296,657			37,582	12,185,707	90,284,639	541,172	209,395,589
295	2002052	Colombo Airport Telecommunicating Project	EUR	3,284	745,109					525,735	3,284	1,270,844
296	2002053	Mixed Credit for Airport, Telecom, Irriga., NWSDB	EUR	22,675	5,144,082					3,629,571	22,675	8,773,653
297	2002054	Nilwala Ganga Project	EUR	11	2,495					1,689,549	4,373	1,692,045

**NOTE 30(II) - STATEMENT OF FOREIGN LOAN BALANCES (8343)**

	Loan Key	Name of the Project	Loan Currency	Loan Balance as at 01-01-2022		Borrowings Accounted During the Year		Repayments During the Year		Parity Adjustment	Closing Balance as at 31.12.2022	
				Loan Currency Amount	Rs.	Loan Currency Amount	Rs.	Loan Currency Amount	Rs.		Loan Currency Amount	Rs.
298	2002055	Mixed Credit for Airport, Telecom, Irriga. NWSDB	EUR	13,011	2,951,729					2,082,686	13,011	5,034,415
299	2005052	Greater Trincomalee Water Supply Project	EUR	11,557,035	2,621,840,508			82,086	26,616,244	1,844,777,583	11,474,949	4,440,001,846
300	2007042	Spatial Information Infrastructure for Reconstruction Monitoring Project	EUR	4,169,509	945,898,981			187,176	60,691,200	655,676,327	3,982,333	1,540,884,108
301	2010008	Provision of Oxygen Concentrators, Operating Theaters & Medical Equipment to Tsunami Affected & Remote Hospitals Project	EUR	6,055,678	1,373,797,166			191,570	62,115,940	957,318,082	5,864,108	2,268,999,308
302	2012028	Widening and Reconstruction of 46 Bridges on National Road Network	EUR	18,160,643	4,119,941,858			275,215	89,237,556	2,889,704,740	17,885,428	6,920,409,043
303	2018046	Implementation of Green Power Development & Energy Efficient Improvement Investment Program - Tranch 2	EUR	7,994,621	1,813,667,715	8,000,000	1,936,282,400			2,438,848,736	15,994,621	6,188,798,851
304	2018047	Development of Mini Dairy Cooperatives with French Soft Loan	EUR	10,967,559	2,488,111,491	1,593,252	379,875,303			1,992,167,876	12,560,811	4,860,154,670
	<b>Government of Germany</b>											
305	1997065	Private Sector Infrastructure Development Project	EUR	1,297,656	294,387,465					207,714,447	1,297,656	502,101,912
306	1998037	Grib Substation Kelaniya & Rathmalana	EUR	4,019,352	911,834,309					643,373,422	4,019,352	1,555,207,731
307	1998057	Nawalapitiya Water Supply Project	EUR	2,204,972	500,222,062					352,947,497	2,204,972	853,169,559
308	1998058	Ampara Water Supply Project	EUR	1,317,387	298,863,786					210,872,874	1,317,387	509,736,660
309	1999026	Koggala water Supply Project	EUR	2,686,772	609,523,837					430,069,053	2,686,772	1,039,592,890
310	1999054	NDB IV Project	EUR	4,601,627	1,043,929,687					736,577,824	4,601,627	1,780,507,511
311	2000010	DFCC Bank (DFCC iii)	EUR	4,653,777	1,055,760,458					744,925,399	4,653,777	1,800,685,857
312	2001042	Colombo Grib Substation Project	EUR	5,644,462	1,280,508,230					1,312,702,054	6,702,014	2,593,210,284
313	2001049	Purchase of 16 Locomotives (11 a)	EUR	2,326,377	527,764,113					372,380,770	2,326,377	900,144,883
314	2001054	General Commodity Aid 1995 for Potash	EUR	2,692,053	610,721,763					430,914,180	2,692,053	1,041,635,943
315	2001058	Import of Commodities	EUR	1,309,930	297,172,138					209,679,248	1,309,930	506,851,386
316	2001060	Commodity Aid for Electro. Equip. for CBSL	EUR	260,759	59,155,989					41,739,390	260,759	100,895,379
317	2001061	Kirindiya Irrigation & Settlement Project	EUR	1,832,370	415,693,300					293,305,640	1,832,370	708,998,940
318	2001063	Railway Wagons for Fertilizer Distribution	EUR	1,670,904	379,062,998					267,459,964	1,670,904	646,522,962
319	2001064	Import of Commodities	EUR	1,973,587	447,729,966					315,910,129	1,973,587	763,640,095
320	2001065	Expansion of Two 132/11KV Substa. in Colombo	EUR	3,170,011	719,151,774					507,420,413	3,170,011	1,226,572,187
321	2001067	Import of Commodity Loan XIII	EUR	1,022,583	231,984,256					163,683,877	1,022,583	395,668,133
322	2001068	Import of Commodities XVI	EUR	1,725,609	391,473,392					276,216,514	1,725,609	667,689,906
323	2001100	Randenigala Dam Project	EUR	51,129,188	11,599,218,703					8,184,197,900	51,129,188	19,783,416,603



**NOTE 30(II) - STATEMENT OF FOREIGN LOAN BALANCES (8343)**

	Loan Key	Name of the Project	Loan Currency	Loan Balance as at 01-01-2022		Borrowings Accounted During the Year		Repayments During the Year		Parity Adjustment	Closing Balance as at 31.12.2022	
				Loan Currency Amount	Rs.	Loan Currency Amount	Rs.	Loan Currency Amount	Rs.		Loan Currency Amount	Rs.
324	2001101	2nd Ext. of Sapugaskanda Deisal Power Pl	EUR	18,659,086	4,233,018,890					2,986,741,242	18,659,086	7,219,760,132
325	2001102	Rantembe Dam Project	EUR	24,611,542	5,583,399,280					3,939,545,093	24,611,542	9,522,944,373
326	2001103	Railway Bridges Project	EUR	570,604	129,447,703					91,335,948	570,604	220,783,651
327	2001104	Small Entrepreneur Promot. Programme (DFCC II)	EUR	511,804	116,108,322					81,923,923	511,804	198,032,245
328	2001105	Kirindioya Irrigation & Settlement Project	EUR	2,625,997	595,736,360					420,340,650	2,625,997	1,016,077,010
329	2001106	Import of Commodities XVII	EUR	2,092,208	474,640,490					334,897,706	2,092,208	809,538,196
330	2001108	Import of Commodities XVIII	EUR	2,172,992	492,967,147					347,828,582	2,172,992	840,795,729
331	2001110	Supply of a Railway Crane	EUR	586,452	133,043,042					93,872,753	586,452	226,915,795
332	2001111	Import of Commodities (12)	EUR	507,202	115,064,262					81,187,253	507,202	196,251,515
333	2001112	Import of Commodities XIX	EUR	1,425,481	323,385,936					228,175,242	1,425,481	551,561,178
334	2001113	Import of Commodities x	EUR	824,204	186,979,798					131,929,549	824,204	318,909,347
335	2001115	Railway Bridges II	EUR	4,159,872	943,712,867					665,866,654	4,159,872	1,609,579,521
336	2001116	Import of Commodities (11 b)	EUR	450,960	102,305,336					72,184,787	450,960	174,490,123
337	2001117	Small Entrepreneur Promotion Programme by DFCC	EUR	1,698,000	385,210,074					271,797,221	1,698,000	657,007,295
338	2001118	Embilipitiya Paper Mills Project	EUR	434,599	98,593,482					69,565,770	434,599	168,159,252
339	2001122	NDB Small Loan Programme iii	EUR	573,670	130,143,291					91,826,741	573,670	221,970,032
340	2001123	Import of Commodities IX	EUR	455,561	103,349,039					72,921,183	455,561	176,270,222
341	2003047	NDB VI -Small and Micro Enterprises	EUR	1,476,757	335,018,620					236,382,966	1,476,757	571,401,586
342	2005043	DFCC IV Private Sector Development	EUR	4,032,919	914,911,997					645,545,283	4,032,919	1,560,457,280
343	2005044	NDB V- Private Sector Promotion Programme	EUR	4,032,919	914,911,994					645,545,281	4,032,919	1,560,457,275
344	2005051	Rehabilitation Electricity Supply Jaffna Region (Transmission Line)	EUR	4,546,238	1,031,364,094					727,711,767	4,546,238	1,759,075,861
345	2006040	DFCC V Credit Line for SME in the North and East	EUR	4,004,000	908,351,444					640,916,276	4,004,000	1,549,267,720
346	2010036	Reconstruction of Water Supply Galle District - Phase ii	EUR	1,210,204	274,548,117					193,716,163	1,210,204	468,264,280
347	2012022	Construction of Mahamodara Maternity Hospital, Galle	EUR	5,737,123	1,301,529,513	601,215	136,734,494			1,014,229,309	6,338,339	2,452,493,316
	<b>Government of India</b>											
348	2001041	Line of Credit	USD	5,165,873	1,035,415,555			1,210,000	243,441,110	644,442,599	3,955,873	1,436,417,044
349	2003049	Indian Line of Credit	USD	7,368,887	1,476,973,980					1,198,742,579	7,368,887	2,675,716,559
350	2004040	Indian Line of Credit	USD	3,816,103	764,875,981			747,000	150,289,528	499,835,457	3,069,103	1,114,421,911
351	2008006	Indian Dollar Credit Line Agreement	USD	22,295,864	4,468,844,486			3,549,143	993,759,911	3,332,037,014	18,746,721	6,807,121,589
352	2008011	Upgrading of Railway Line Colombo - Matara	USD	2,234,455	447,860,333			1,362,324	381,450,639	250,269,822	872,131	316,679,516
353	2010010	Upgrading of Railway Line Colombo - Matara Phase II	USD	7,109,346	1,424,953,210			2,675,647	749,181,280	934,148,597	4,433,699	1,609,920,527
354	2010052	Railway Line Omanthai -Pallai, Madhu - Tallaimannar & Medawachchiya	USD	297,579,233	59,644,936,266			13,079,964	3,662,389,945	47,321,982,842	284,499,269	103,304,529,163
355	2012002	Greater Dambulla Water Supply Project i	USD	23,748,261	4,759,954,171			2,638,696	533,016,521	3,438,156,580	21,109,565	7,665,094,230

**NOTE 30(II) - STATEMENT OF FOREIGN LOAN BALANCES (8343)**

	Loan Key	Name of the Project	Loan Currency	Loan Balance as at 01-01-2022		Borrowings Accounted During the Year		Repayments During the Year		Parity Adjustment	Closing Balance as at 31.12.2022	
				Loan Currency Amount	Rs.	Loan Currency Amount	Rs.	Loan Currency Amount	Rs.		Loan Currency Amount	Rs.
356	2012003	Restoration of Northern Railway Services	USD	292,443,316	58,615,525,299	1,338,183	474,714,825	7,332,934	2,053,221,612	46,975,320,070	286,448,564	104,012,338,581
357	2013046	Procurement of Two Advanced Offshore Patrol Vessels	USD	42,322,648	8,482,889,169					6,884,887,554	42,322,648	15,367,776,723
358	2022009	Short Term Line of Credit USD 500Mn	USD			497,329,343	160,992,677,181			19,592,580,647	497,329,343	180,585,257,828
359	2022011	Importation of Essential Commodities under Indian Credit Facility (USD 1000 Mn)	USD			299,565,139	104,436,620,931			4,338,476,645	299,565,139	108,775,097,576
360	2022020	Dollar Credit Line for India EXIM Bank for the Procurement of Urea Fertilizer USD 55 Mn	USD			45,559,332	16,454,775,052			88,274,129	45,559,332	16,543,049,181
<b>Government of Japan</b>												
361	1992008	Port of Colombo Extension Project III	JPK	486,884	847,908,485			486,884	1,098,458,992	250,550,507	-	-
362	1992009	Greater Colombo Flood Control & Env. Imp. (I)	JPK	254,658	443,486,907			254,658	574,533,914	131,047,007	-	-
363	1992010	Upper Kotmale Hydroelectric Power (Eng. S)	JPK	25,074	43,666,370			25,074	56,569,451	12,903,081	-	-
364	1993023	Baseline Road Project	JPK	480,604	836,971,866			120,151	209,230,951	359,359,626	360,453	987,100,541
365	1993024	Port of Colombo Extension Project IV	JPK	666,164	1,160,124,606			166,541	290,014,497	498,107,477	499,623	1,368,217,586
366	1993025	Transmission Sys. Augmentation & Dev. Project	JPK	64,188	111,783,402			16,047	27,944,246	47,994,972	48,141	131,834,128
367	1993026	Sri Lanka Japan Friendship Bridge Widening Project	JPK	211,088	367,609,752			52,772	91,897,161	157,835,775	158,316	433,548,366
368	1993027	The Regional Telecommunications Development Project	JPK	929,804	1,619,253,666			232,451	404,790,171	695,237,696	697,353	1,909,701,191
369	1993028	Greater Colombo Water Sup. Sys. Extension Project	JPK	327,088	569,623,752			81,772	142,397,761	244,571,875	245,316	671,797,866
370	1994015	Greater Colombo Flood Control & Env. Project (II)	JPK	519,192	904,172,868			86,532	152,573,222	433,239,764	432,660	1,184,839,410
371	1994016	Industrial Estates Development	JPK	553,536	963,982,944			92,256	162,665,779	461,898,115	461,280	1,263,215,280
372	1994017	Kukule Ganga Hydroelectric Power Project	JPK	2,820,288	4,911,531,552			470,048	828,788,634	2,353,389,322	2,350,240	6,436,132,240
373	1994018	Port of Colombo North Pier Develop. Project	JPK	713,874	1,243,211,570			118,979	209,783,773	595,692,159	594,895	1,629,119,957
374	1994019	Walawe L.B. Irrgat Upgrading & Exp. Project	JPK	55,458	96,580,106			9,243	16,297,258	46,276,928	46,215	126,559,777
375	1994020	Coal Fired Thermal Development Project	JPK	98,484	171,509,886			16,414	28,941,165	82,179,974	82,070	224,748,695
376	1995028	Samanalawewa Hydro Electric Power Project	JPK	611,472	1,064,878,521			76,434	133,102,168	533,425,210	535,038	1,465,201,563
377	1995029	Walawe Left Bank Irriga. Upgra. & Exten .Project	JPK	486,880	847,901,520			60,860	105,981,604	424,735,854	426,020	1,166,655,770
378	1996053	Kelanitissa Combined Cycle Power Plant	JPK	3,269,860	5,694,461,190					3,260,050,420	3,269,860	8,954,511,610
379	1996054	Walawe Left Bank Irriga. & Exten Project (II)	JPK	2,101,450	3,659,675,162					2,095,145,642	2,101,450	5,754,820,804

**NOTE 30(II) - STATEMENT OF FOREING LOAN BALANCES (8343)**

	Loan Key	Name of the Project	Loan Currency	Loan Balance as at 01-01-2022		Borrowings Accounted During the Year		Repayments During the Year		Parity Adjustment	Closing Balance as at 31.12.2022	
				Loan Currency Amount	Rs.	Loan Currency Amount	Rs.	Loan Currency Amount	Rs.		Loan Currency Amount	Rs.
380	1996055	Towns North of Colombo Water Supply Project	JPK	1,248,010	2,173,409,412					1,244,265,968	1,248,010	3,417,675,380
381	1996056	G.C. Flood Control & Enviro. Imp. Project (III)	JPK	1,432,780	2,495,186,379					1,428,481,665	1,432,780	3,923,668,044
382	1996057	Plantation Reform Project	JPK	994,140	1,731,294,810					991,157,580	994,140	2,722,452,390
383	1997032	Transmission & Substation Dev. Project	JPK	723,852	1,260,588,257			60,321	105,042,989	661,534,375	663,531	1,817,079,643
384	1997051	Baseline Road Project (II)	JPK	670,512	1,167,696,647			55,876	97,302,466	612,786,504	614,636	1,683,180,685
385	1997052	Telecom. Network Expansion Project in Colombo	JPK	2,442,888	4,254,289,453			203,574	354,503,764	2,232,575,701	2,239,314	6,132,361,390
386	1997053	Kalu Ganga Water Supply Project for Greater Colombo	JPK	3,246,792	5,654,288,275			270,566	471,163,632	2,967,270,269	2,976,226	8,150,394,912
387	1997054	Mahaweli System C. Upgrading Project	JPK	900,996	1,569,084,534			75,083	130,749,536	823,427,753	825,913	2,261,762,751
388	1997055	Small & Micro Ind. Leader & Entrepre. Project	JPK	1,583,436	2,757,553,794			131,953	229,782,954	1,447,115,356	1,451,483	3,974,886,196
389	1998053	Transmission & Substation Dev. Project II	JPK	989,188	1,722,670,902			65,972	148,839,429	954,395,543	923,216	2,528,227,016
390	1998054	Medium Voltage Distribution Network	JPK	1,191,094	2,074,290,202			82,341	185,769,530	1,147,799,420	1,108,753	3,036,320,092
391	1998055	Telecom. Network Expansion - Colombo Metro	JPK	99,176	172,715,003			7,084	15,982,212	95,461,150	92,092	252,193,941
392	1998056	Environmentally Friendly Solution Fund	JPK	1,320,594	2,299,814,452			38,841	87,629,180	1,297,895,320	1,281,753	3,510,080,592
393	1999029	Bandaranayake Inter. Airport Development Project	JPK	4,935,790	8,595,678,292			285,257	496,746,540	4,636,552,879	4,650,533	12,735,484,631
394	1999030	Road Network Improvement Project	JPK	1,269,492	2,210,820,328			72,247	125,810,926	1,193,646,046	1,197,245	3,278,655,448
395	1999031	Poverty Alleviation Micro Finance Project	JPK	533,792	929,598,766			33,362	58,096,587	498,925,372	500,430	1,370,427,551
396	1999032	Engineer . Service for the S.thern Highway	JPK	223,884	389,893,986			6,219	10,829,767	217,011,383	217,665	596,075,602
397	1999033	Reduction of Non Revenue Water Project	JPK	138,624	241,413,696			4,589	7,991,285	133,632,436	134,035	367,054,847
398	1999034	Urgent Upgrading of Colombo Port Project	JPK	656,880	1,143,956,511			36,600	63,735,240	618,415,495	620,280	1,698,636,766
399	2000015	Port of Colombo North Pier. Dev. Project II (Modification Agreement)	JPK	1,096,347	1,909,288,301			64,491	145,498,145	1,061,947,501	1,031,856	2,825,737,657
400	2001043	Small & Micro Ind. Leader & Entrepr. Project II	JPK	1,985,158	3,457,152,656			104,482	184,222,662	1,877,301,231	1,880,676	5,150,231,225
401	2001044	Impro. Nati. Blood Transfusion Services	JPK	636,368	1,108,234,872			31,612	55,736,515	603,625,979	604,756	1,656,124,336
402	2001045	Southern Highway Construction Project	JPK	8,874,024	15,454,112,778			449,736	1,014,649,390	8,630,449,271	8,424,288	23,069,912,659
403	2001046	Greater Kandy Water Supply Project	JPK	2,969,109	5,170,703,321			76,131	171,759,149	2,923,476,066	2,892,978	7,922,420,238
404	2001051	Colombo City Electricity Distribution Development Project	JPK	3,052,680	5,316,242,247					3,043,521,933	3,052,680	8,359,764,180

**NOTE 30(II) - STATEMENT OF FOREIGN LOAN BALANCES (8343)**

	Loan Key	Name of the Project	Loan Currency	Loan Balance as at 01-01-2022		Borrowings Accounted During the Year		Repayments During the Year		Parity Adjustment	Closing Balance as at 31.12.2022	
				Loan Currency Amount	Rs.	Loan Currency Amount	Rs.	Loan Currency Amount	Rs.		Loan Currency Amount	Rs.
405	2001052	Lunawa Envir. Improv. & Community Dev. Project	JPk	3,217,120	5,602,614,491					3,207,468,645	3,217,120	8,810,083,136
406	2002040	Upper Kotmale Hydro Power Project	JPk	21,943,159	38,214,010,952			535,199	1,207,462,464	21,619,149,270	21,407,960	58,625,697,759
407	2003041	Power Sector Restructuring Programme	JPk	2,086,813	3,634,184,840			90,731	204,698,209	2,036,783,927	1,996,082	5,466,270,557
408	2003042	Plantation Reform Project II	JPk	952,016	1,657,935,857			41,392	93,384,491	929,192,447	910,624	2,493,743,813
409	2003043	Provincial Road Improvement Project	JPk	3,246,381	5,653,572,491			141,147	318,441,747	3,168,552,532	3,105,234	8,503,683,277
410	2003044	Pro-poor Economic Advt. & Commu. Enht. (PEACE)	JPk	3,353,469	5,840,066,267			145,803	328,946,148	3,273,073,228	3,207,666	8,784,193,347
411	2003045	Power Sector Restructuring Project (Kerawalapitiya)	JPk	1,611,679	2,806,738,971			70,073	158,091,695	1,573,040,758	1,541,606	4,221,688,034
412	2003046	Small Scale Infrastructure Rehabilitation & Upgrading	JPk	5,382,299	9,373,273,709			234,013	527,956,729	5,253,264,232	5,148,286	14,098,581,212
413	2004044	Small Scale Infrastructure Rehabilitation & Upgrading (SIRUP)	JPk	8,874,642	15,455,189,043					8,848,018,074	8,874,642	24,303,207,117
414	2004045	Small and Micro Industries Leader and Entrepreneur Promotion (SMI LE iii)	JPk	7,104,976	12,373,315,079					7,083,660,714	7,104,976	19,456,975,793
415	2004046	Environmentally Friendly Solution Fund (II)	JPk	3,210,478	5,591,047,442					3,200,846,807	3,210,478	8,791,894,249
416	2005040	Vavuniya Kilinochchi Transmission Line Project	JPk	966,743	1,683,582,941					963,842,764	966,743	2,647,425,705
417	2005041	Sri Lanka Tsunami Affected Area Recovery & Take off (STAART) Project	JPk	7,709,457	13,426,019,361					7,686,328,635	7,709,457	21,112,347,996
418	2006042	Pro - Poor Eastern Infrastructure Development Project	JPk	3,582,537	6,238,988,083			73,113	164,950,239	3,536,519,808	3,509,424	9,610,557,652
419	2006043	Tourism Resources Improvement Project	JPk	775,305	1,350,193,633			86,145	194,351,735	731,422,731	689,160	1,887,264,630
420	2007004	Greater Colombo Transport Development Project	JPk	16,568,601	28,854,218,647			534,471	1,205,820,023	16,261,066,390	16,034,130	43,909,465,014
421	2007005	Pro-Poor Rural Development Project	JPk	3,064,846	5,337,430,036			98,866	223,051,583	3,007,958,919	2,965,980	8,122,337,372
422	2007006	Water Sector Development Project	JPk	10,003,917	17,421,821,451			322,707	728,059,263	9,818,231,390	9,681,210	26,511,993,579
423	2008012	Greater Colombo Urban Transport Development Project - Phase 2(i)	JPk	5,057,964	8,808,444,307			93,666	165,151,891	4,951,437,656	4,964,298	13,594,730,072
424	2008013	Southern Highway Construction Project (II)	JPk	14,439,460	25,146,319,597			424,690	748,813,408	13,981,941,462	14,014,770	38,379,447,651
425	2008014	Water Sector Development Project (II)	JPk	6,857,324	11,942,029,742			201,686	355,612,755	6,640,047,684	6,655,638	18,226,464,671
426	2008015	Poverty Alleviation Micro Finance Project -II	JPk	2,267,622	3,949,063,701			41,993	74,042,058	2,219,863,371	2,225,629	6,094,885,015

**NOTE 30(II) - STATEMENT OF FOREIGN LOAN BALANCES (8343)**

	Loan Key	Name of the Project	Loan Currency	Loan Balance as at 01-01-2022		Borrowings Accounted During the Year		Repayments During the Year		Parity Adjustment	Closing Balance as at 31.12.2022	
				Loan Currency Amount	Rs.	Loan Currency Amount	Rs.	Loan Currency Amount	Rs.		Loan Currency Amount	Rs.
427	2008016	Energy Diversification Enhancement Project (Engineering Services)	JPK	403,546	702,775,360			11,869	20,927,421	390,759,525	391,677	1,072,607,465
428	2010013	Provincial /Rural Road Development Project (Central Province and Sabaragamuwa Province)	JPK	8,251,518	14,370,018,578			223,014	503,141,885	8,119,181,498	8,028,504	21,986,058,191
429	2010014	Provincial /Rural Road Development Project (Eastern Province)	JPK	3,697,362	6,438,955,922			64,866	146,344,183	3,654,978,549	3,632,496	9,947,590,288
430	2010015	Eastern Province Water Supply Development Project	JPK	4,529,278	7,887,737,150			79,461	179,271,962	4,477,357,900	4,449,817	12,185,823,088
431	2010016	Kandy City Wastewater Management Project	JPK	10,037,384	17,480,104,288	480,994	1,083,509,501	230,933	521,007,941	10,129,562,413	10,287,445	28,172,168,261
432	2010017	Upper Kotmale Hydro Power Project II	JPK	4,250,547	7,402,327,587			74,571	168,239,633	4,201,822,309	4,175,976	11,435,910,263
433	2011003	Greater Colombo Urban Transport Development Project. - Phase II	JPK	28,997,792	50,499,654,762			491,488	1,108,846,077	28,673,704,818	28,506,304	78,064,513,503
434	2011004	Vavuniya Kilinochchi Transmission Line Project - Phase II	JPK	1,319,594	2,298,072,359			22,366	50,459,933	1,304,845,520	1,297,228	3,552,457,947
435	2011027	Emergency Natural Disaster Rehabilitation Project	JPK	6,872,820	11,969,016,034			114,547	258,429,487	6,796,944,064	6,758,273	18,507,530,611
436	2012006	Habarana Veyangoda Transmission Line Project	JPK	6,844,606	11,919,880,670	1,706,337	3,086,554,782	157,020	354,252,822	8,334,573,780	8,393,922	22,986,756,410
437	2012007	Improvement of Basic Social Services Targeting Emerging Regions	JPK	3,874,046	6,746,650,377			63,686	143,681,042	3,831,700,457	3,810,360	10,434,669,792
438	2013016	Greater Colombo Transmission and Distribution Loss Reduction Project	JPK	15,594,250	27,157,386,932			-	-	15,547,466,842	15,594,250	42,704,853,774
439	2013018	Major Bridges Construction Project of the National Road Network	JPK	7,795,288	13,575,494,731			-	-	7,771,902,860	7,795,288	21,347,397,591
440	2013019	Landslide Disaster Protection Project of the National Road Network	JPK	5,603,796	9,759,010,734			169,812	383,112,853	5,505,067,303	5,433,984	14,880,965,184
441	2013020	Anuradhapura North Water Supply Project (i)	JPK	3,763,104	6,553,445,528	309,846	626,713,382	139,621	314,998,938	3,906,260,615	3,933,329	10,771,420,587
442	2014003	New Bridge Construction Project over the Kelani River	JPK	31,009,921	54,003,778,172	772,536	1,392,166,800	-	-	31,640,315,852	31,782,458	87,036,260,825
443	2015018	National Transmission and Distribution Network Development and Efficiency Improvement project	JPK	3,609,480	6,285,909,490	10,223,613	22,810,147,553	-	-	8,785,867,486	13,833,093	37,881,924,529
444	2016032	Development Policy Loan (Private Sector Development, Governance Improvement & Fiscal Consolidation)	JPK	10,000,000	17,415,000,000			-	-	9,970,000,000	10,000,000	27,385,000,000
445	2016037	Anuradhapura North Water Supply Project (Phase 2)	JPK	121,890	212,271,226	16,569	30,082,923	-	-	136,816,808	138,459	379,170,958

**NOTE 30(II) - STATEMENT OF FOREIGN LOAN BALANCES (8343)**

	Loan Key	Name of the Project	Loan Currency	Loan Balance as at 01-01-2022		Borrowings Accounted During the Year		Repayments During the Year		Parity Adjustment	Closing Balance as at 31.12.2022	
				Loan Currency Amount	Rs.	Loan Currency Amount	Rs.	Loan Currency Amount	Rs.		Loan Currency Amount	Rs.
446	2017015	Rural Infrastructure Development Project in Emerging Regions	JPK	2,035,900	3,545,519,225	607,732	1,067,005,203	-	-	2,627,061,911	2,643,632	7,239,586,339
447	2017016	Kalu Ganga Water Supply Expansion Project	JPK	250,503	436,250,711	91,926	183,632,897	-	-	317,859,084	342,429	937,742,693
448	2018032	Health and Medical Service Improvement Project	JPK	150,693	262,431,685	92,417	169,003,612	-	-	234,321,712	243,110	665,757,009
449	2019011	Establishment of Light Rail Transit Project System in Colombo (i)	JPK	2,905,813	5,060,473,811			-	-	2,897,095,831	2,905,813	7,957,569,642
	<b>Government of Korea</b>											
450	1996042	Ratnapura-Balangoda Road Rehabilitation	KRK	6,127,990	1,033,179,113			612,799	104,088,200	657,078,018	5,515,191	1,586,168,931
451	1996043	Housing Project for Public Servants	KRK	2,041,350	344,171,610			204,135	34,673,759	218,885,183	1,837,215	528,383,034
452	2001048	Greater Galle Water Supply Project	KRK	17,627,860	2,972,057,195			881,393	193,466,969	2,037,693,683	16,746,467	4,816,283,909
453	2003048	Balangoda -Bandarawela Road Rehabilitation Project	KRK	11,401,783	1,922,340,696			475,075	80,694,815	1,300,875,480	10,926,708	3,142,521,361
454	2005042	Greater Galle Water Supply Project Phase II	KRK	10,461,474	1,763,804,516			-	-	1,244,915,406	10,461,474	3,008,719,922
455	2005046	Re-Engineering Government Component of e-Sri Lanka Project	KRK	10,102,848	1,703,340,173			-	-	1,202,238,912	10,102,848	2,905,579,085
456	2006044	Administrative Complex in Hambantota Project	KRK	13,767,576	2,321,213,314			-	-	1,638,341,544	13,767,576	3,959,554,858
457	2007013	Greater Galle Water Supply Project Phase II (Supplementary)	KRK	5,226,166	881,131,587			-	-	621,913,754	5,226,166	1,503,045,341
458	2007016	Upgrading of Niyagama National Vocational Training Centre Project	KRK	4,838,358	815,747,159			-	-	575,764,602	4,838,358	1,391,511,761
459	2008040	Lanka Government Network Stage II Project	KRK	7,079,072	1,193,531,539			-	-	842,409,568	7,079,072	2,035,941,107
460	2008041	Improvement of Padeniya-Anuradhapura Road Project	KRK	64,500,652	10,874,809,927			-	-	7,675,577,588	64,500,652	18,550,387,515
461	2009004	Ruhunupura Water Supply Development Project	KRK	76,167,245	12,841,797,207			-	-	9,063,902,155	76,167,245	21,905,699,362
462	2010041	Hatton - Nuwara Eliya Road Improvement Project	KRK	41,486,588	6,994,638,737			-	-	4,936,903,972	41,486,588	11,931,542,709
463	2012027	Improvement of Padeniya-Anuradhapura Road Project (Supplementary Loan)	KRK	12,923,423	2,178,889,097			-	-	1,537,887,323	12,923,423	3,716,776,420
464	2013033	Establishment of Colombo Central Vocational Training Center & Gampaha College of Technology Project in Sri Lanka	KRK	20,356,331	3,432,077,464			-	-	2,422,403,429	20,356,331	5,854,480,893
465	2014038	Deduru Oya Water Supply Project	KRK	63,677,175	10,735,971,695	3,344,465	563,876,787	-	-	7,975,575,145	67,021,640	19,275,423,627
466	2014039	Ruwanwalla Water Supply Project	KRK	8,547,762	1,441,152,597	370,638	91,621,733	-	-	1,032,157,403	8,918,400	2,564,931,733

**NOTE 30(II) - STATEMENT OF FOREIGN LOAN BALANCES (8343)**

	Loan Key	Name of the Project	Loan Currency	Loan Balance as at 01-01-2022		Borrowings Accounted During the Year		Repayments During the Year		Parity Adjustment	Closing Balance as at 31.12.2022	
				Loan Currency Amount	Rs.	Loan Currency Amount	Rs.	Loan Currency Amount	Rs.		Loan Currency Amount	Rs.
467	2015011	Hatton-Nuwara Eliya Improvement Project (Supplementary Loan)	KRK	18,826,696	3,174,180,987			-	-	2,240,376,854	18,826,696	5,414,557,841
	<b>Government of Kuwait</b>											
468	1995013	Bridges Reconstruction & Rehabilitation Project	KWD	246,001	162,986,991			-	-	128,801,642	246,001	291,788,633
469	1999017	Rehabilitation of Irrigation Schemes - Hambanthota	KWD	288,000	190,813,624			48,000	32,095,333	125,952,940	240,000	284,671,232
470	2000023	Rural Electrification Project V	KWD	459,800	304,639,248			-	-	240,743,376	459,800	545,382,624
471	2005048	Strengthening of Tertiary Education & Administrative Infrastructure in Tsunami Affected Areas	KWD	3,097,653	2,052,341,426			-	-	1,621,877,519	3,097,653	3,674,218,945
472	2007041	South Eastern University of Sri Lanka Development Project Phase I "A"	KWD	1,100,000	728,802,030			-	-	575,941,080	1,100,000	1,304,743,110
473	2009002	Kalu Ganga Development Project	KWD	6,781,250	4,492,898,944			406,250	271,640,186	3,340,320,143	6,375,000	7,561,578,901
474	2011030	South Eastern University of Sri Lanka Development Project Phase I "B"	KWD	2,214,401	1,467,145,398			-	-	1,159,422,270	2,214,401	2,626,567,668
475	2014002	Reconstruction of 25 Bridges Project	KWD	5,436,927	3,602,221,301	723,408	633,775,794	-	-	3,070,961,544	6,160,335	7,306,958,638
476	2016017	Building Complex for the Faculty of Healthcare Sciences, Eastern University	KWD	4,514,106	2,990,808,672	815,097	652,338,883	-	-	2,677,980,759	5,329,203	6,321,128,314
477	2017033	Kalu Ganga Development Project (Supplementary)	KWD	2,950,320	1,954,726,414	1,133,283	748,589,482	-	-	2,140,368,602	4,083,603	4,843,684,498
	<b>Government of Pakistan</b>											
478	1991003	Pakistan Line of Credit (Pakistan)	USD	480,000	96,208,224			-	-	78,084,576	480,000	174,292,800
479	2006071	Pakistan Line of Credit	USD	1,625,501	325,805,251	3,265	1,158,123	-	-	264,457,681	1,628,766	591,421,055
	<b>Government of Russia</b>											
480	2010018	Russian Line of Credit (Russia)	USD	47,221,220	9,464,728,558			11,805,305	2,372,217,011	5,767,361,338	35,415,915	12,859,872,885
	<b>Government of Spain</b>											
481	2006087	The Supply & Construction of Pre-Fabricated Metal Bridges	EUR	6,980,000	1,583,489,780			-	-	1,117,281,620	6,980,000	2,700,771,400
482	2007001	Design Supply & Setting up of Two Water Treatment Plants at Galle & Negambo	EUR	12,929,224	2,933,136,768			-	-	2,072,702,387	12,937,325	5,005,839,155
483	2015032	Supply of Three Flyovers in Ganemulla, Polgahawela and Rajagiriya (Bilateral Portion)	EUR	36,030,116	8,173,828,193			522,176	117,122,836	5,682,382,115	35,507,940	13,739,087,472
484	2016023	Implementation of Anamaduwa Integrated Water Supply Project	EUR	15,627,121	3,545,184,116	1,994,043	530,766,869	260,807	71,708,338	2,709,865,687	17,352,257	6,714,108,333
	<b>Government of the United States of America</b>											
485	1979018	Agricultural Inputs Project	USD	52	10,475			-	-	(10,475)	0	0
486	1979068	Malaria Control Project	USD	98,977	19,838,277			98,977	26,511,882	6,673,604	(0)	-



**NOTE 30(II) - STATEMENT OF FOREIGN LOAN BALANCES (8343)**

	Loan Key	Name of the Project	Loan Currency	Loan Balance as at 01-01-2022		Borrowings Accounted During the Year		Repayments During the Year		Parity Adjustment	Closing Balance as at 31.12.2022	
				Loan Currency Amount	Rs.	Loan Currency Amount	Rs.	Loan Currency Amount	Rs.		Loan Currency Amount	Rs.
487	1980028	Jaffna Market Town Water Supply	USD	73,400	14,711,885			-	-	11,940,469	73,400	26,652,354
488	1980034	Water Management Project	USD	232,194	46,539,558			31,708	7,271,672	33,530,636	200,486	72,798,523
489	1980115	Reforestation & Watershed Management Project	USD	408,887	81,954,706			-	-	66,516,146	408,887	148,470,852
490	1981024	Mahaweli Basin Development Phase - 2 - Maduruoya	USD	619,115	124,091,590			-	-	100,715,240	619,115	224,806,830
491	1981084	Mahaweli Sector Support	USD	465,574	93,316,668			465,574	139,584,776	46,268,108	0	-
492	1982018	Supply of Wheat PL 480-Title 1 -1983	USD	1,363,609	273,313,388			-	-	221,826,799	1,363,609	495,140,187
493	1982019	Supply of Wheat PL 480-Title 1 -1982	USD	537,397	107,712,535			-	-	87,421,675	537,397	195,134,210
494	1982093	Mahaweli Basin Development Phase 2	USD	3,005,419	602,387,495			583,320	116,916,982	394,017,842	2,422,099	879,488,355
495	1982094	Mahaweli Sec. Support (Rupee Expenditure)	USD	1,453,258	291,282,039			355,242	104,790,721	212,209,309	1,098,016	398,700,626
496	1982100	Mahaweli Development Phase 2 & Maduruoya Project	USD	331,705	66,484,979			45,296	9,106,769	46,619,910	286,409	103,998,121
497	1983013	Private Enterprises Promotion Project	USD	165,679	33,207,742			22,625	5,957,715	24,694,448	143,054	51,944,476
498	1983016	Supply of Wheat PL 480-Title 1 -1984	USD	2,195,945	440,141,713			-	-	357,227,890	2,195,945	797,369,603
499	1983082	Mahaweli Sector Support	USD	2,672,822	535,723,914			364,990	73,769,698	376,042,756	2,307,832	837,996,972
500	1983083	Mahaweli Development Phase 2- Maduroya System B. Project	USD	2,653,648	531,880,965			362,372	72,854,148	372,958,501	2,291,276	831,985,318
501	1983084	Malaria Control Project	USD	687,356	137,769,416			-	-	111,816,505	687,356	249,585,921
502	1983089	Water Management Project	USD	207,457	41,581,406			21,702	6,488,883	32,356,997	185,755	67,449,520
503	1984006	Mahaweli Development Phase 2- Maduroya System B. Project	USD	4,585,412	919,071,516			543,757	109,398,956	657,892,829	4,041,655	1,467,565,389
504	1984007	Malaria Control Project	USD	704,223	141,150,161			-	-	114,560,387	704,223	255,710,548
505	1984008	Mahaweli Basin Development Ph-2 ( Maduru Oya System B)	USD	1,798,735	360,527,386			168,063	33,939,403	265,525,352	1,630,672	592,113,335
506	1984013	Water Supply & Sanitation Project	USD	278,318	55,784,249			33,004	6,670,550	39,962,115	245,314	89,075,815
507	1984014	Diversified Agriculture Research	USD	502,217	100,661,361			26,155	6,590,317	78,792,002	476,062	172,863,047
508	1984016	Supply of Wheat PL 480-Title 1 -1985	USD	3,093,413	620,024,555			604,325	121,723,534	405,511,847	2,489,088	903,812,867
509	1984068	Water Supply & Sanitation Project	USD	869,583	174,293,833			66,680	13,465,579	130,713,876	802,903	291,542,130
510	1984072	Malaria Control Project	USD	411,021	82,382,459					66,863,307	411,021	149,245,766
511	1984074	Diversified Agriculture Research Project	USD	349,460	70,043,660			-	-	56,848,877	349,460	126,892,537
512	1984084	Mahaweli Development Phase 2- Maduroya System B Project	USD	46,807	9,381,733			3,946	797,120	6,978,696	42,861	15,563,309
513	1985009	Supply of Wheat PL 480-Title 1 -1986	USD	4,898,867	981,898,605			-	-	796,929,146	4,898,867	1,778,827,751
514	1986002	Water Supply & Sanitation Project	USD	343,977	68,944,688			-	-	55,956,931	343,977	124,901,619
515	1986004	Supply of Wheat PL 480-Title 1 -1987	USD	4,233,577	848,551,933			-	-	688,702,050	4,233,577	1,537,253,983
516	1986010	Irrigation System Management	USD	2,384,648	477,963,946			38,178	7,708,298	381,771,004	2,346,470	852,026,652
517	1986011	Agricultural Planning & Analysis Project	USD	345,914	69,332,917			24,297	4,888,363	52,337,922	321,617	116,782,476
518	1987009	Mahaweli Agriculture & Rural Development	USD	1,074,157	215,297,439			62,579	12,614,859	164,631,635	1,011,578	367,314,214



**NOTE 30(II) - STATEMENT OF FOREIGN LOAN BALANCES (8343)**

	Loan Key	Name of the Project	Loan Currency	Loan Balance as at 01-01-2022		Borrowings Accounted During the Year		Repayments During the Year		Parity Adjustment	Closing Balance as at 31.12.2022	
				Loan Currency Amount	Rs.	Loan Currency Amount	Rs.	Loan Currency Amount	Rs.		Loan Currency Amount	Rs.
519	1987010	Mahaweli Downstream Support Project	USD	1,224,387	245,408,630					199,178,675	1,224,387	444,587,305
520	1987026	Supply of Wheat PL 480-Title 1 -1988	USD	5,582,240	1,118,869,716					908,097,705	5,582,240	2,026,967,421
521	1987027	Irrigation System Management Project	USD	1,260,152	252,577,096			-	-	204,996,773	1,260,152	457,573,869
522	1988046	Supply of Wheat PL 480-Title 1 -1989	USD	8,549,995	1,713,708,162			-	-	1,390,880,518	8,549,995	3,104,588,680
523	1988087	Mahaweli Agriculture & Rural Development	USD	204,256	40,939,842			-	-	33,227,603	204,256	74,167,445
524	1989019	Water Supply & Sanitation Project	USD	615	123,243			-	-	100,026	615	223,269
525	1989054	Supply of Wheat PL 480-Title 1 -1990	USD	10,421,742	2,088,869,139			-	-	1,695,369,214	10,421,742	3,784,238,353
526	1992024	Supply of Wheat PL 480-Title 1 -1992	USD	540,408	108,316,488			-	-	87,910,879	540,408	196,227,367
527	1993006	Supply of Wheat PL 480-Title 1 -1993	USD	825,252	165,408,288			-	-	134,248,791	825,252	299,657,079
528	1994002	Supply of Wheat PL 480-Title 1 -1994	USD	2,240,957	449,163,365			-	-	364,550,393	2,240,957	813,713,758
529	1994040	Supply of Wheat PL 480-Title 1 -1995	USD	3,242,897	649,986,004			-	-	527,542,376	3,242,897	1,177,528,380
530	1995055	Supply of Wheat PL 480-Title 1 -1996	USD	1,990,899	399,043,428			-	-	323,871,864	1,990,899	722,915,292
531	1997013	PL 480 Title 1 for FY 1997	USD	2,292,520	459,498,579			-	-	372,938,467	2,292,520	832,437,046
532	1998007	PL 480 Title 1 for FY 1998	USD	2,673,869	535,933,568			-	-	434,974,866	2,673,869	970,908,434
533	2000031	Import of Wheat- PL 480-Title 1 , 2000	USD	1,720,382	344,822,742			-	-	279,865,239	1,720,382	624,687,981
534	2001047	Import of Wheat- PL 480 Title 1, FY 2001	USD	2,984,725	598,239,830			-	-	485,543,766	2,984,725	1,083,783,596
	<b>HSBC (With Guarantee of EKF Denmark)</b>											
535	2015019	Establishment of Dairy Processing Plant at Badalgama	EUR	32,916,092	7,467,377,623	228,454	69,405,816	2,859,701	658,881,914	4,840,213,895	30,284,845	11,718,115,421
	<b>HSBC Limited (Hong Kong)</b>											
536	2018015	Procurement of 09 Nos Diesel Multiple Unit for Upcountry Line Operation of SLR	USD	73,650,283	14,762,006,134			3,068,762	616,821,122	11,483,671,225	70,581,521	25,628,856,237
	<b>HSBC Bank PLC (UK)</b>											
537	2007027	Regional Bridge Project HSBC Bank Plc(UK)	JPY	560,000	975,239,998			-	-	558,320,002	560,000	1,533,560,000
538	2012023	Construction of 210 Permanent Rural Steel Bridges	USD	22,071,455	4,423,865,464			2,207,145	446,095,212	3,235,158,962	19,864,310	7,212,929,213
539	2013027	Regional Bridges Project-Phase II- Buyer's Credit Facility	USD	32,730,589	6,560,316,266			2,975,508	889,676,913	5,133,727,969	29,755,081	10,804,367,322
540	2019018	Upgrading Health Facilities in Selected Hospitals of Sri Lanka	USD	50,145,177	10,050,788,380	2,382,462	448,689,024			8,573,833,510	52,527,639	19,073,310,914
	<b>IBRD of World Bank</b>											
541	2012011	Metro Colombo Urban Development	USD	152,515,323	30,569,225,767	11,285,886	2,842,238,760	10,814,625	3,937,857,906	26,077,352,069	152,986,584	55,550,958,691
542	2014013	Disaster Risk Management Development Policy Loan with a Catastrophe Differed Draw Down Option CAT-DDC	USD	72,012,000	14,433,638,806			5,997,600	2,183,906,088	11,720,756,066	66,014,400	23,970,488,784

**NOTE 30(II) - STATEMENT OF FOREIGN LOAN BALANCES (8343)**

	Loan Key	Name of the Project	Loan Currency	Loan Balance as at 01-01-2022		Borrowings Accounted During the Year		Repayments During the Year		Parity Adjustment	Closing Balance as at 31.12.2022	
				Loan Currency Amount	Rs.	Loan Currency Amount	Rs.	Loan Currency Amount	Rs.		Loan Currency Amount	Rs.
543	2017019	Accelerating Higher Education Expansion and Development Operation (AHEAD) Programme	USD	37,058,984	7,427,873,043	14,910,000	3,712,403,546	-	-	7,730,181,293	51,968,984	18,870,457,882
544	2018036	PPF-Programmatic Preparation Advance No - P 4940	USD	250,000	50,108,450			-	-	40,669,050	250,000	90,777,500
545	2019001	Primary Health Care System Strengthening Project	USD	98,184,915	19,679,575,686	31,816,125	11,524,040,730	-	-	16,001,061,345	130,001,040	47,204,677,761
546	2019022	Framework Development & Infrastructure Financing to Support Public Partnership Project	USD	382,103	76,586,408			-	-	62,159,106	382,103	138,745,514
547	2020010	Covid 19 Emergency Response and Health System Preparedness Project	USD	1,375,832	275,763,152	26,066,267	7,783,264,859	-	-	1,905,472,554	27,442,099	9,964,500,565
548	2021012	Second Additional Financing for the Covid 19 Emergency Response & Health System Preparedness Project	USD	53,968,671	10,817,145,852					8,779,418,351	53,968,671	19,596,564,203
549	2021025	Climate Resilience Multiphase Programmatic Approach	USD			810,000	219,972,000			74,147,100	810,000	294,119,100
550	2021030	Additional Financing for Water Supply & Sanitation Improvement Project	USD	100,000	20,043,380	5,407,435	1,896,865,897			82,895,605	5,507,435	1,999,804,882
551	2021031	Third Additional Financing for the COVID 19 Emergency Response & Health Systems Preparedness	USD			86,759,447	17,957,283,429			13,545,939,328	86,759,447	31,503,222,757
552	2021032	Inclusive Connectivity & Development Project	USD	1,250,000	250,542,250	296,843,013	107,674,996,126			315,015,629	298,093,013	108,240,554,005
	<b>IDA of World Bank</b>			-	-						-	-
553	1973001	Fifth Power Project	USD	270,000	54,117,126			180,000	55,282,581	33,845,355	90,000	32,679,900
554	1974001	Dairy Development Project	USD	311,514	62,437,930			124,000	44,884,745	50,535,016	187,514	68,088,201
555	1974002	Programme Credit Project	USD	1,125,000	225,488,026			450,000	157,770,000	177,381,225	675,000	245,099,251
556	1975001	Private Sector Industrial Project	USD	436,062	87,401,585			124,589	45,037,656	70,735,076	311,473	113,099,005
557	1975002	Agricultural Development Project	USD	2,479,406	496,956,706			619,852	174,237,524	352,503,434	1,859,554	675,222,617
558	1977001	Tank Irrigation Modernization Project	USD	570,276	114,302,571			126,724	38,920,166	85,675,761	443,552	161,058,166
559	1977002	Mahaweliganga Development Project (Phase 2)	USD	1,696,754	340,086,840			339,340	118,972,604	271,776,340	1,357,414	492,890,576
560	1977003	Water Supply Project	USD	1,518,000	304,258,509			276,000	77,540,075	224,264,186	1,242,000	450,982,620
561	1977005	4th Development Finance Corporation Project	USD	1,244,652	249,470,318			226,300	75,695,042	195,998,497	1,018,352	369,773,773
562	1978001	Tree Crop Rehabilitation (Tea) Project	USD	3,152,387	631,844,825			484,976	136,324,571	473,043,354	2,667,411	968,563,608
563	1979001	Kurunegala Rural Development Project	USD	3,854,578	772,587,766			513,938	144,540,129	584,972,153	3,340,640	1,213,019,790
564	1979002	Road Maintenance Project	USD	3,364,783	674,416,312			448,630	126,275,886	510,744,014	2,916,153	1,058,884,439
565	1979003	Agricultural Extension & Research Project	USD	1,790,917	358,960,261			238,786	73,337,258	277,971,214	1,552,131	563,594,218

**NOTE 30(II) - STATEMENT OF FOREIGN LOAN BALANCES (8343)**

	Loan Key	Name of the Project	Loan Currency	Loan Balance as at 01-01-2022		Borrowings Accounted During the Year		Repayments During the Year		Parity Adjustment	Closing Balance as at 31.12.2022	
				Loan Currency Amount	Rs.	Loan Currency Amount	Rs.	Loan Currency Amount	Rs.		Loan Currency Amount	Rs.
566	1979004	Small & Medium Industries Project	USD	3,392,685	680,008,799			452,350	127,153,549	514,809,887	2,940,335	1,067,665,137
567	1979074	Water Supply Project	DKK	230,850	7,041,894			30,780	5,526,154	8,895,042	200,070	10,410,782
568	1979077	Water Supply Project	GBP	227,275	61,499,638			30,303	11,399,883	36,045,516	196,972	86,145,271
569	1980001	Mahaweli Ganga T.A. Project	USD	473,785	94,962,528			55,732	15,680,756	72,517,453	418,053	151,799,225
570	1980003	Road Passenger Transport Project	USD	13,166,831	2,639,077,957			1,549,036	435,836,769	2,015,296,329	11,617,795	4,218,537,517
571	1980004	Smallholder Rubber Rehabilitation Project	USD	2,840,760	569,384,404			334,198	94,029,949	434,803,274	2,506,562	910,157,728
572	1980005	Telecommunications Project	USD	7,650,000	1,533,318,570			900,000	253,224,000	1,170,897,930	6,750,000	2,450,992,500
573	1980006	Second Water Supply & Sewerage Project	USD	7,650,000	1,533,318,570			900,000	253,224,000	1,170,897,930	6,750,000	2,450,992,500
574	1980007	Sixth Power Project	USD	4,831,170	968,329,704			568,366	159,915,458	739,452,409	4,262,804	1,547,866,655
575	1980110	Mahaweliganga T.A. Project	DKK	67,680	2,064,525			8,460	1,471,781	2,488,811	59,220	3,081,555
576	1980120	Mahaweliganga T.A. Project	GBP	66,599	18,021,403			8,325	3,087,346	10,551,948	58,274	25,486,005
577	1981001	2nd Rural Development Project	XDR	6,167,922	1,730,256,933			685,318	263,836,483	1,183,000,229	5,482,604	2,649,420,679
578	1981002	Construction Industry Project	XDR	2,882,351	808,571,735			303,400	115,604,590	553,288,373	2,578,951	1,246,255,519
579	1981003	Village Irrigation Rehabilitation Project	XDR	5,010,321	1,405,520,931			527,384	256,789,652	1,017,608,985	4,482,937	2,166,340,264
580	1981004	Third Mahaweliganga Development Project	XDR	16,813,013	4,716,472,165			1,769,788	861,731,188	3,414,766,648	15,043,225	7,269,507,625
581	1982001	Second Small & Medium Industries Project	XDR	7,954,172	2,231,344,991			795,414	305,680,125	1,533,742,821	7,158,758	3,459,407,687
582	1982002	Seventh Power Project	XDR	9,013,904	2,528,626,218			901,388	433,938,240	1,825,614,622	8,112,516	3,920,302,600
583	1982003	Tea Rehabilitation & Diversification Project	XDR	3,910,269	1,096,928,748			372,314	141,862,917	754,159,133	3,537,001	1,709,224,964
584	1983001	Forest Resources Development	XDR	1,507,816	422,980,215			137,068	65,465,733	304,887,530	1,370,748	662,402,012
585	1983002	Third Rural Development Project	XDR	830,165	232,882,116			72,186	33,053,117	166,457,758	757,979	366,286,757
586	1983003	Industrial Development Project	XDR	7,969,500	2,235,644,784			693,000	330,987,192	1,611,647,727	7,276,500	3,516,305,319
587	1985005	Major Irrigation Rehabilitation	XDR	4,323,770	1,212,925,878			332,596	160,115,425	875,889,660	3,991,174	1,928,700,113
588	1985006	Fourth Tree Crops Project	XDR	22,882,500	6,419,115,601			1,695,000	645,846,353	4,465,405,796	21,187,500	10,238,675,044
589	1986007	Second Industrial Development Project	XDR	7,430,102	2,084,330,070			512,420	241,930,534	1,500,510,043	6,917,682	3,342,909,580
590	1986008	Municipal Management Project	XDR	3,823,982	1,072,722,804			263,720	128,408,456	776,151,289	3,560,262	1,720,465,637
591	1986012	Water Supply & Sanitation Rehabilitation Project	XDR	13,963,500	3,917,112,234			963,000	454,664,342	2,819,930,629	13,000,500	6,282,378,522
592	1986013	2nd Vocational Training Project	XDR	4,350,051	1,220,298,491			299,998	114,308,323	851,162,708	4,050,053	1,957,152,877
593	1986014	9th Power Project	XDR	15,215,195	4,268,244,087			1,014,344	460,836,165	3,055,029,757	14,200,851	6,862,437,679
594	1987005	Agricultural Research Project	XDR	5,505,892	1,544,540,904			367,030	176,704,857	1,115,474,306	5,138,862	2,483,310,353
595	1988001	Third Small & Medium Industries Project	XDR	3,611,727	1,013,180,120			601,950	275,625,787	716,894,290	3,009,777	1,454,448,623
596	1988007	Emergency Reconstruction & Rehabilitation Project	XDR	7,981,053	2,238,885,589			1,330,158	628,011,857	1,603,113,239	6,650,895	3,213,986,971
597	1988014	Health & Family Planning Project	XDR	2,089,809	586,243,871			321,496	151,788,965	420,066,953	1,768,313	854,521,859
598	1988045	Distribution & Transmission Project	XDR	3,563,813	999,738,909			548,276	258,859,341	716,352,452	3,015,537	1,457,232,021
599	1988085	2nd Smallholder Rubber Rehabilitation Project	XDR	2,416,173	677,797,062			371,710	175,496,668	485,668,564	2,044,463	987,968,958

**NOTE 30(II) - STATEMENT OF FOREIGN LOAN BALANCES (8343)**

	Loan Key	Name of the Project	Loan Currency	Loan Balance as at 01-01-2022		Borrowings Accounted During the Year		Repayments During the Year		Parity Adjustment	Closing Balance as at 31.12.2022	
				Loan Currency Amount	Rs.	Loan Currency Amount	Rs.	Loan Currency Amount	Rs.		Loan Currency Amount	Rs.
600	1988086	3rd Industrial Development Project	XDR	7,772,887	2,180,489,933			1,195,824	495,720,721	1,493,539,314	6,577,063	3,178,308,527
601	1989069	Forest Sector Development Project	XDR	2,382,382	668,317,962			317,640	145,443,605	474,894,274	2,064,742	997,768,631
602	1990003	General Education Project	XDR	12,320,000	3,456,069,232			1,540,000	741,373,172	2,494,645,154	10,780,000	5,209,341,214
603	1990009	Economic Restructuring Credit	XDR	27,148,384	7,615,803,197			3,193,678	1,227,340,594	5,187,440,770	23,954,706	11,575,903,373
604	1990047	Public Manufacturing Ent. Adj.	XDR	33,932,875	9,519,023,170			3,770,316	1,438,013,962	6,494,785,044	30,162,559	14,575,794,253
605	1990048	Third Roads Project	XDR	9,751,163	2,735,445,939			1,083,458	496,102,598	1,949,249,628	8,667,705	4,188,592,970
606	1991009	Poverty Alleviation Project	XDR	9,999,479	2,805,104,748			1,052,568	436,334,919	1,954,746,904	8,946,911	4,323,516,734
607	1991022	Second Telecommunications Project	XDR	13,115,931	3,679,347,760			1,380,620	572,326,642	2,563,965,662	11,735,311	5,670,986,780
608	1991023	Forth Small & Medium Industries Project	XDR	12,446,337	3,491,509,892			1,310,140	543,109,646	2,433,070,002	11,136,197	5,381,470,248
609	1991030	2nd Power Distribution & Transmission Project	XDR	12,100,251	3,394,424,189			1,273,708	613,177,236	2,450,585,877	10,826,543	5,231,832,829
610	1991043	National Irrigation Rehabilitation Project	XDR	6,667,023	1,870,267,372			701,780	290,918,138	1,303,302,683	5,965,243	2,882,651,918
611	1992023	Second Agriculture Extension Project	XDR	2,373,676	665,875,704			226,058	106,729,506	478,671,529	2,147,618	1,037,817,727
612	1992041	Community Water Supply & Sanitation Project	XDR	7,326,780	2,055,345,740			666,068	253,792,089	1,417,177,557	6,660,712	3,218,731,208
613	1993013	Private Finance Development Project	XDR	18,126,553	5,084,953,000			1,576,218	601,176,002	3,514,028,243	16,550,335	7,997,805,241
614	1993017	Colombo Urban Transport Project	XDR	4,614,059	1,294,359,337			401,220	195,358,870	936,817,284	4,212,839	2,035,817,752
615	1995023	Colombo Environmental Improvement Project	XDR	9,554,901	2,680,389,514			707,764	338,038,697	1,932,951,091	8,847,137	4,275,301,908
616	1996011	Telecommunication Regular & Pub. Enterprise Ref.	XDR	4,382,186	1,229,313,145			302,218	116,143,333	858,439,228	4,079,968	1,971,609,040
617	1996033	Teacher Education & Teacher Deployment Project	XDR	25,206,583	7,071,079,096			1,738,384	846,440,199	5,116,163,888	23,468,199	11,340,802,785
618	1996035	Private Sector Infrastructure Development Project	XDR	22,908,016	6,426,273,381			1,587,858	769,251,970	4,645,759,288	21,320,158	10,302,780,699
619	1997002	Health Services Project	XDR	6,001,652	1,683,614,050			400,106	188,903,355	1,212,187,715	5,601,546	2,706,898,410
620	1997022	Environmental Action 1 Project	XDR	6,458,747	1,811,840,614			416,692	172,736,837	1,280,666,677	6,042,055	2,919,770,454
621	1997023	Energy Services Delivery Project	XDR	10,471,437	2,937,500,947			675,574	280,054,613	2,076,319,237	9,795,863	4,733,765,571
622	1997064	Second General Education Project	XDR	31,877,017	8,942,303,486			1,992,310	940,635,844	6,439,857,198	29,884,707	14,441,524,840
623	1998017	Mahaweli Restructuring & Rehabilitation Project	XDR	27,487,085	7,710,817,383			1,665,882	634,751,512	5,401,806,032	25,821,203	12,477,871,903
624	1999001	Year 2000 Emergency Assistance Project	XDR	7,635,925	2,142,068,652			436,334	166,383,717	1,503,454,827	7,199,591	3,479,139,762
625	1999058	North-East Irrigated Agriculture Project	XDR	13,430,301	3,767,536,405			746,126	359,193,379	2,721,173,973	12,684,175	6,129,516,998
626	2000036	Legal & Judicial Reforms Project	XDR	8,737,060	2,450,964,655			472,274	227,357,741	1,770,279,292	8,264,786	3,993,886,207
627	2001020	Distance Learning Project	XDR	806,704	226,300,720			42,456	20,277,625	163,293,068	764,248	369,316,163
628	2001021	Land Titling & Related Services Project	XDR	2,442,856	685,282,491			128,570	61,406,961	494,483,045	2,314,286	1,118,358,575
629	2001022	Sri Lanka Central Bank Strengthening Project	XDR	18,436,767	5,171,975,900			945,474	391,939,828	3,672,479,086	17,491,293	8,452,515,158
630	2001024	Mahaweli Ganga T.A	EUR	165,313	37,503,109			21,313	6,798,226	25,013,099	144,000	55,717,982

**NOTE 30(II) - STATEMENT OF FOREING LOAN BALANCES (8343)**

	Loan Key	Name of the Project	Loan Currency	Loan Balance as at 01-01-2022		Borrowings Accounted During the Year		Repayments During the Year		Parity Adjustment	Closing Balance as at 31.12.2022	
				Loan Currency Amount	Rs.	Loan Currency Amount	Rs.	Loan Currency Amount	Rs.		Loan Currency Amount	Rs.
631	2001025	Water Supply	EUR	807,209	183,124,263			100,912	36,816,906	126,980,145	706,297	273,287,502
632	2002022	Renewable Energy for Rural Economic Development Project	XDR	48,026,654	13,472,681,681			1,778,765	841,254,577	9,717,462,522	46,247,889	22,348,889,626
633	2003020	Economic Reform Technical Assistance Project	XDR	8,897,719	2,496,032,954			217,017	98,595,252	1,797,435,786	8,680,702	4,194,873,488
634	2003021	Poverty Reduction Support Credit	XDR	75,281,000	21,118,210,054			1,814,000	698,361,027	15,082,439,561	73,467,000	35,502,288,588
635	2003022	Improving Relevance & Quality of Undergraduate Education	XDR	23,828,006	6,684,353,845			574,169	221,045,823	4,773,906,622	23,253,837	11,237,214,644
636	2004020	Second North East Irrigated Agriculture Project (Yali Pubudamu SL)	XDR	35,537,708	9,969,218,908			836,181	379,893,410	7,179,885,043	34,701,527	16,769,210,541
637	2004021	E - Sri Lanka Development Project	XDR	25,629,485	7,189,713,226			596,034	229,463,752	5,136,948,158	25,033,451	12,097,197,632
638	2005020	North East Housing Reconstruction Project	XDR	43,946,000	12,327,956,044			1,022,000	389,710,998	8,804,404,513	42,924,000	20,742,649,559
639	2005021	Tsunami Emergency Recovery Project II	XDR	26,113,608	7,325,522,793			600,311	228,911,758	5,232,468,267	25,513,297	12,329,079,302
640	2006020	Road Sector Assistance Project	XDR	60,478,640	16,965,776,688			1,374,515	569,795,677	12,165,573,668	59,104,125	28,561,554,679
641	2007021	Puttalam Housing Project	XDR	7,853,764	2,203,178,214			1,570,753	651,144,991	1,484,176,980	6,283,011	3,036,210,204
642	2008020	Renewable Energy for Rural Economic Development Project	XDR	13,149,977	3,688,898,551			2,629,995	1,256,125,207	2,650,916,163	10,519,982	5,083,689,508
643	2008031	Dam Safety & Water Resources Planning	XDR	26,715,000	7,494,228,047			4,110,000	1,703,772,594	5,133,214,134	22,605,000	10,923,669,588
644	2008033	Public Sector Capacity Building Project	XDR	5,877,732	1,648,851,100			901,987	375,029,302	1,130,663,484	4,975,745	2,404,485,282
645	2008034	Additional Financing for North East Housing Reconstructions Project	XDR	17,026,669	4,776,407,875			2,619,487	998,867,973	3,184,604,980	14,407,182	6,962,144,882
646	2008035	Additional Financing for Education Sector Development Project	XDR	3,789,417	1,063,026,583			582,988	222,353,834	708,806,170	3,206,429	1,549,478,918
647	2008036	Additional Financing for Road Sector Assistance Project	XDR	38,733,296	10,865,661,793			5,958,969	2,470,249,986	7,442,496,852	32,774,327	15,837,908,658
648	2009014	Additional Financing for Health Sector Development Project	XDR	11,563,165	3,243,757,923			1,541,755	592,501,453	2,191,502,418	10,021,410	4,842,758,887
649	2009020	Seconded Community Development Livelihood Improvement Project	XDR	36,160,410	10,143,902,591			4,821,388	1,998,673,652	6,999,080,733	31,339,022	15,144,309,672
650	2010001	Provincial Roads Project	XDR	50,357,730	14,126,607,123			6,294,716	2,609,431,859	9,775,892,599	44,063,014	21,293,067,863
651	2010002	Emergency Additional Financing for Community Livelihoods in Conflict Affected Areas	XDR	6,077,932	1,705,012,689			759,742	345,165,351	1,210,121,711	5,318,190	2,569,969,049
652	2010003	Emergency Northern Recovery	XDR	32,716,325	9,177,750,451			4,089,541	1,695,291,320	6,351,185,526	28,626,784	13,833,644,657
653	2010024	Higher Education for the Twenty First Century Project	XDR	19,780,124	5,548,820,992			2,472,515	1,203,897,653	4,018,827,483	17,307,609	8,363,750,822
654	2010042	Sustainable Tourism Development Project	XDR	86,765	24,339,761			10,846	5,280,924	17,628,359	75,919	36,687,196

**NOTE 30(II) - STATEMENT OF FOREIGN LOAN BALANCES (8343)**

	Loan Key	Name of the Project	Loan Currency	Loan Balance as at 01-01-2022		Borrowings Accounted During the Year		Repayments During the Year		Parity Adjustment	Closing Balance as at 31.12.2022	
				Loan Currency Amount	Rs.	Loan Currency Amount	Rs.	Loan Currency Amount	Rs.		Loan Currency Amount	Rs.
655	2010043	North East Local Services Improvement Project - Pura Neguma	XDR	28,009,230	7,857,292,218			3,295,204	1,366,004,276	5,451,550,599	24,714,026	11,942,838,541
656	2010044	Small & Medium Enterprises Development Facility Project	XDR	28,778,598	8,073,119,092			3,385,717	1,403,526,169	5,601,295,708	25,392,881	12,270,888,630
657	2011010	Second Additional Financing for Road Sector Assistance Project	XDR	46,663,369	13,090,246,224			5,184,819	2,524,550,976	9,478,453,239	41,478,550	20,044,148,488
658	2011037	2nd & 3rd Additional Financing for Community Livelihood in Conflict Affected Areas	XDR	28,781,386	8,073,901,300			3,029,620	1,475,158,443	5,845,574,402	25,751,766	12,444,317,259
659	2012004	Additional Financing for E-Sri Lanka Development Project	XDR	5,925,332	1,662,204,346			234,175	114,022,540	1,202,020,388	5,691,157	2,750,202,194
660	2012012	Transforming the School Education System as the Foundation of a Knowledge Hub Project	XDR	52,959,234	14,856,394,663			2,093,000	1,019,106,872	10,743,377,827	50,866,234	24,580,665,619
661	2013030	Second Health Sector Development Project	XDR	112,688,762	31,612,026,512			4,262,494	2,012,465,133	22,519,950,145	107,854,008	52,119,511,524
662	2014010	Climate Resilience Improvement Management- CRIP	XDR	62,787,288	17,613,410,225	1,188,861	339,542,076	2,343,189	1,140,926,869	12,971,566,262	61,632,959	29,783,591,694
663	2014019	Strategic Cities Development Project	XDR	42,438,109	11,904,954,653			1,526,384	582,043,779	8,447,323,552	40,911,725	19,770,234,426
664	2014020	Additional Financing for Dam Safety & Water Resources Planning Project	XDR	49,249,426	13,815,700,218			1,716,796	654,651,770	9,075,456,169	46,015,322	22,236,504,618
665	2014022	Skills Development Project-(Portion A)	XDR	31,203,372	8,753,329,009			1,122,993	428,314,195	6,220,364,903	30,099,621	14,545,379,716
666	2015028	Water Supply and Sanitation Improvement Project	XDR	95,970,646	26,922,175,120	7,436,186	2,863,184,339	3,874,200	1,850,376,014	20,163,295,320	99,532,633	48,098,278,765
667	2015030	Early Childhood Development	XDR	20,273,053	5,687,100,133	6,440,551	2,397,661,195	1,174,800	561,102,096	4,817,745,415	25,538,804	12,341,404,647
668	2015031	Additional Financing for North East Local Services Improvement Project(NELSIP)	XDR	13,596,012	3,814,022,691			469,325	224,156,740	2,715,786,636	13,048,663	6,305,652,586
669	2016027	Additional Financing for Strategic Cities Development Project	XDR	15,309,877	4,294,804,852	(1,362,985)	(648,952,937)	581,612	285,100,498	3,097,903,918	13,365,280	6,458,655,336
670	2016028	Additional Financing for Climate Resilience Improvement Project	XDR	27,972,838	7,847,083,247			921,286	381,912,717	5,358,033,097	26,535,819	12,823,203,627
671	2016029	Ecosystem Conservation and Management Project	XDR	19,514,975	5,474,440,238	1,502,889	719,500,000	833,436	381,620,614	3,941,629,482	20,184,428	9,753,949,106
672	2016030	Competitiveness Transparency and Fiscal Sustainability Development Policy Financing	USD	100,000,000	20,043,380,000					16,267,620,000	100,000,000	36,311,000,000
673	2016043	Social Safety Nets Project	XDR	45,472,190	12,756,090,434	359,713	114,117,861	2,685,000	1,024,069,996	9,004,226,769	43,146,902	20,850,365,067
674	2017001	Agriculture Sector Modernization Project	XDR	42,155,488	11,825,672,518	6,248,155	1,788,242,382	2,943,600	1,405,907,499	9,760,162,886	45,460,043	21,968,170,287
675	2017017	Accelerating Higher Education Expansion and Development Operation (AHEAD) Programme	XDR	11,561,600	3,243,318,993	12,838,400	4,438,440,649	805,200	392,061,620	4,112,283,803	23,594,800	11,401,981,825

**NOTE 30(II) - STATEMENT OF FOREIGN LOAN BALANCES (8343)**

	Loan Key	Name of the Project	Loan Currency	Loan Balance as at 01-01-2022		Borrowings Accounted During the Year		Repayments During the Year		Parity Adjustment	Closing Balance as at 31.12.2022	
				Loan Currency Amount	Rs.	Loan Currency Amount	Rs.	Loan Currency Amount	Rs.		Loan Currency Amount	Rs.
676	2017023	Transport Connectivity and Asset Management Project	XDR	19,864,421	5,572,468,691	10,192,707	3,904,743,516	2,138,227	1,009,528,129	5,026,955,177	27,925,261	13,494,639,254
677	2017024	Financial Sector Modernization Project	XDR	5,802,283	1,627,686,002	2,233,332	631,233,378	1,385,000	674,549,759	1,629,482,188	6,650,615	3,213,851,809
678	2018033	General Education Modernization Project	USD	43,272,944	8,673,360,623	10,988,592	2,774,083,423	-	-	8,255,462,327	54,261,536	19,702,906,373
679	2019021	Climate Smart Irrigated Agriculture Project	USD	29,729,065	5,958,709,541	8,150,000	2,819,006,605			4,976,551,277	37,879,065	13,754,267,423
680	2019027	Local Development Support Project	USD	26,613,228	5,334,190,454	2,336,103	834,131,976			4,343,469,112	28,949,331	10,511,791,543
681	2020009	Covid 19 Emergency Response & Health Systems Preparedness Project	USD	81,377,056	16,310,712,505	8,624,446	1,732,358,963	-	-	14,637,373,906	90,001,502	32,680,445,373
682	2020015	Add Financing for the COVID 19 Emergency Response & Health Systems Preparedness Non Concessional Loan	XDR	33,049,470	9,271,205,635					6,699,662,796	33,049,470	15,970,868,431
683	2020016	Add Financing for the COVID 19 Emergency Response & Health Systems Preparedness Non Concessional Loan	USD	35,503,925	7,116,186,675	3,027,967	711,907,261			6,163,221,619	38,531,893	13,991,315,555
684	2021007	Sri Lanka Integrated Watershed & Water Resources Management Project - Concessional Loan	XDR			5,733,341	1,926,107,300	-	-	844,479,733	5,733,341	2,770,587,033
685	2021008	Sri Lanka Integrated Watershed & Water Resources Management Project - Non Concessional Loan	USD			392,385	78,280,893	-	-	64,198,180	392,385	142,479,073
686	2021013	Second Additional Financing for the Covid 19 Emergency Response & Health System Preparedness Project	XDR	18,712,080	5,249,208,113					3,793,241,752	18,712,080	9,042,449,865
687	2021016	Kandy Multimodal Transport Terminal Development Project Non Concessional	USD			472,500	168,106,589			3,462,886	472,500	171,569,475
		<b>International Fund for Agricultural Development (IFAD)</b>		-	-						-	-
688	1978004	Kirindioya Irrigation & Settlement Project	USD	1,800,000	360,780,840			300,000	108,454,890	292,339,050	1,500,000	544,665,000
689	1981006	Anuradhapura Dry Zone Agricultural Project	XDR	844,922	237,021,812			93,876	43,696,507	169,611,140	751,046	362,936,446
690	1982004	Coconut Development Project	XDR	767,309	215,249,437			76,726	35,713,683	154,182,473	690,583	333,718,227
691	1982009	Kirindioya Irrigation & Settlement Project	XDR	967,609	271,438,587			87,964	33,571,924	187,214,130	879,645	425,080,793
692	1983004	Badulla, Rural Development Project	XDR	2,868,557	804,702,251			260,780	99,528,056	555,011,372	2,607,777	1,260,185,567
693	1986026	Kegalle Rural Development Project	XDR	2,164,831	607,289,378			154,630	59,015,353	423,138,025	2,010,201	971,412,051



**NOTE 30(II) - STATEMENT OF FOREIGN LOAN BALANCES (8343)**

	Loan Key	Name of the Project	Loan Currency	Loan Balance as at 01-01-2022		Borrowings Accounted During the Year		Repayments During the Year		Parity Adjustment	Closing Balance as at 31.12.2022	
				Loan Currency Amount	Rs.	Loan Currency Amount	Rs.	Loan Currency Amount	Rs.		Loan Currency Amount	Rs.
694	1988088	Small Farmers & Landless Credit Project	XDR	1,720,794	482,725,908			104,292	39,803,590	338,238,146	1,616,502	781,160,464
695	1991033	2nd Badulla Integrated Rural Development	XDR	4,347,819	1,219,672,276			222,964	92,973,421	866,601,291	4,124,855	1,993,300,146
696	1992051	N-W Province Dry Zone Participatory Development Project	XDR	2,389,088	670,199,164			113,764	47,438,277	476,769,665	2,275,324	1,099,530,552
697	1995040	North/Central Province Participatory Rural Development Project	XDR	2,519,552	706,797,576			179,968	75,044,586	498,830,623	2,339,584	1,130,583,613
698	1999007	Matale Regional Economic Advancement Project	XDR	4,418,505	1,239,501,568			259,912	108,380,314	878,482,653	4,158,593	2,009,603,907
699	2004022	Dry Zone Livelihood Support & Partnership Programme	XDR	11,485,916	3,222,087,846			499,390	220,874,386	2,307,929,840	10,986,526	5,309,143,300
700	2005022	Post Tsunami Coastal Rehabilitation & Resource Mgt. Programme	XDR	7,362,225	2,065,288,780			313,300	150,789,320	1,491,832,007	7,048,925	3,406,331,467
701	2005023	Post Tsunami Livelihood Support & Partnership Programme	XDR	1,222,000	342,801,671			52,000	25,027,273	247,617,922	1,170,000	565,392,320
702	2007011	Smallholder Plantations Entrepreneurship Development Programme	XDR	11,530,821	3,234,684,889			462,104	204,383,220	2,318,559,824	11,068,717	5,348,861,493
703	2008025	Post Tsunami Coastal Rehabilitation & Resource Mgt. Programme II	XDR	8,752,317	2,455,244,593			357,240	171,937,367	1,773,540,682	8,395,077	4,056,847,908
704	2008026	Post Tsunami Livelihood Support & Partnership Programme II	XDR	1,308,328	367,018,905			53,402	25,702,046	265,115,213	1,254,926	606,432,072
705	2010009	National Agribusiness Development Programme	XDR	12,891,653	3,616,432,219			460,416	221,595,326	2,612,450,187	12,431,237	6,007,287,080
706	2012008	Iranamadu Irrigation Development Project	XDR	14,347,813	4,024,921,506			478,334	228,484,588	2,905,867,850	13,869,479	6,702,304,768
707	2016016	Sri Lanka Smallholder Tea and Rubber Revitalization Project	XDR	12,484,064	3,502,093,434	2,953,352	1,154,245,134	922,500	440,648,238	2,798,516,861	14,514,917	7,014,207,191
708	2017014	Implementation of Smallholder Agribusiness Partnership (SAP) Programme- Loan No 2000001843	USD	21,932,669	4,396,048,214	2,834,078	910,594,782	1,839,500	665,411,944	3,683,881,766	22,927,247	8,325,112,818
709	2019010	Rathmalana-Moratuwa Wastewater Disposal Project- Stage I - Phase II	EUR	6,332,306	1,776,370,775	500,000	148,497,550			718,755,843	6,832,306	2,643,624,168
	<b>KBC Bank</b>			-	-						-	-
710	2014007	Implementation of Monaragala-Buttala Water Supply Project	EUR	5,088,775	1,154,444,631					814,555,157	5,088,775	1,968,999,788
	<b>Nordea Bank Finland</b>			-	-						-	-
711	1996008	2 nd Power Dist & Transm. Project (Anuradapura)	EUR	3,045,907	690,997,488			217,565	64,137,510	467,510,441	2,828,342	1,094,370,419
712	1999055	The Skills Development Project	EUR	5,197,546	1,179,120,422			305,738	90,130,731	803,797,480	4,891,808	1,892,787,171
713	1999056	Southern Transport Development Project	EUR	3,026,222	686,531,749			178,013	52,477,740	468,003,499	2,848,209	1,102,057,509
714	2000052	Secondary Education Modernization Project	EUR	4,033,479	915,038,944			218,026	64,273,435	625,547,544	3,815,453	1,476,313,053



**NOTE 30(II) - STATEMENT OF FOREIGN LOAN BALANCES (8343)**

	Loan Key	Name of the Project	Loan Currency	Loan Balance as at 01-01-2022		Borrowings Accounted During the Year		Repayments During the Year		Parity Adjustment	Closing Balance as at 31.12.2022	
				Loan Currency Amount	Rs.	Loan Currency Amount	Rs.	Loan Currency Amount	Rs.		Loan Currency Amount	Rs.
715	2019038	Strengthening of Health Delivery Service in the Northern Province under Financial Assistance of the Netherland	EUR	25,412,501	5,765,105,428	14,063,427	4,228,656,748			5,280,658,819	39,475,928	15,274,420,996
		<b>OPEC Fund for International Development (OFID)</b>		-	-						-	-
716	2003076	Road Sector Development Project	USD	754,707	151,268,790			503,040	154,496,386	94,610,400	251,667	91,382,804
717	2010037	National Highway Sector Project	USD	4,533,420	908,650,598			533,320	176,502,254	720,327,967	4,000,100	1,452,476,311
718	2010038	Kalu Ganga Development Project	USD	13,496,161	2,705,086,885			328,418	108,689,977	2,184,942,305	13,167,743	4,781,339,213
719	2012024	Road Network Development Project	USD	22,685,512	4,546,943,417	327,180	84,745,574	2,666,660	882,531,127	3,638,689,985	20,346,033	7,387,847,850
720	2013023	Colombo National Highways Project	USD	20,193,478	4,047,455,555	4,556,573	1,067,163,016	3,333,320	1,204,961,847	3,866,972,586	21,416,732	7,776,629,310
721	2015014	Western Province Road Development Project	USD	9,961,573	1,996,635,908	1,494,745	474,436,438	1,133,320	318,377,808	1,595,689,099	10,322,998	3,748,383,637
722	2015015	Rehabilitation of the A 05 Road Corridor from Badulla to Chenkaladi Project	USD	33,347,730	6,684,012,155	759,822	191,628,154	4,000,000	1,123,699,600	5,180,412,449	30,107,552	10,932,353,158
723	2017030	Kalu Ganga Development Project (Additional Loan)	USD	16,090,369	3,225,053,896	517,771	115,024,804	600,000	217,740,000	2,690,377,364	16,008,141	5,812,716,064
724	2018023	Technological Education Development Programme	USD	761,310	152,592,216	1,169,264	312,627,874			235,790,479	1,930,574	701,010,569
		<b>Raiffeisen Zentral Bank</b>		-	-						-	-
725	2008038	Upgrading of Technical Education (SLIATE) (Austria)	EUR	5,500,000	1,247,735,499					880,379,513	5,500,000	2,128,115,012
726	2012009	Development of Nuwara Eliya District General Hospital (Netherland)	EUR	14,289,514	3,241,733,612			1,786,189	406,344,509	2,002,522,584	12,503,325	4,837,911,687
727	2016001	Implementation of the Kochchikade Bridge	EUR	8,694,412	1,972,422,951					1,391,705,799	8,694,412	3,364,128,750
728	2017025	Enhancement and Upgrading of Technical Training Institute of Engineering Technology at Katunayaka	EUR	9,500,000	2,155,179,499					1,520,655,500	9,500,000	3,675,834,999
729	2017029	Obtaining 100 Ambulance Cars for Government Hospitals	EUR	9,851,393	2,234,896,772					1,576,902,559	9,851,393	3,811,799,331
		<b>Riggs National Bank Washington</b>		-	-						-	-
730	1994046	Sri Lanka -USAID Housing Guarantee Loan	USD	1,500,000	300,650,700					244,014,300	1,500,000	544,665,000
731	1997067	Sri Lanka -USAID Housing Guarantee Loan	USD	4,500,000	901,952,101			375,000	75,750,000	671,626,650	4,125,000	1,497,828,751
732	1998049	US Housing Guarantee loan for Pvt. Sector	USD	2,008,024	402,475,783			115,212	26,441,094	311,264,058	1,892,812	687,298,746
		<b>Saudi Fund (SF)</b>		-	-						-	-
733	2002058	Development Health Facilities - Colombo Hospital	SAR	514,143	27,448,264			514,143	27,769,241	320,977	-	-
734	2004043	Baticolao - Trincomalee Road Project	SAR	6,545,630	349,447,652			1,333,000	71,996,257	225,975,083	5,212,630	503,426,478

**NOTE 30(II) - STATEMENT OF FOREIGN LOAN BALANCES (8343)**

	Loan Key	Name of the Project	Loan Currency	Loan Balance as at 01-01-2022		Borrowings Accounted During the Year		Repayments During the Year		Parity Adjustment	Closing Balance as at 31.12.2022	
				Loan Currency Amount	Rs.	Loan Currency Amount	Rs.	Loan Currency Amount	Rs.		Loan Currency Amount	Rs.
735	2008001	Epilepsy Hospital & Health Centers Project	SAR	41,952,627	2,239,699,742			1,875,000	101,270,053	1,732,195,416	40,077,627	3,870,625,105
736	2008002	Development of Health Facilities in Colombo Project (Additional Loan)	SAR	6,111,315	326,261,126			275,000	14,852,941	252,252,649	5,836,315	563,660,834
737	2010028	Kalu Ganga Development Project	SAR	103,428,315	5,521,665,372			5,750,000	310,561,497	4,222,491,924	97,678,315	9,433,595,799
738	2012025	Road Network Development Project (Saudi Fund)	SAR	154,617,054	8,254,447,892	2,121,501	112,565,880	7,500,000	405,080,214	6,451,257,441	149,238,555	14,413,190,999
739	2015026	Improvement of Peradeniya - Badulla - Chenkaladi Road Project	SAR	103,540,676	5,527,663,934	15,169,047	885,845,619	5,625,000	303,810,160	4,811,819,612	113,084,723	10,921,519,004
740	2015027	Epilepsy Hospital & Health Centers Project (Additional Finance)	SAR	35,652,119	1,903,338,267			1,500,000	80,691,498	1,475,703,375	34,152,119	3,298,350,144
741	2017032	Wayaba University Township Development Project	SAR	1,418,240	75,714,728	15,870,374	910,289,742			683,698,764	17,288,614	1,669,703,233
742	2018024	Kalu Ganga Development Project (Additional Finance)	SAR	47,300,036	2,525,178,642	6,379,381	451,932,348			2,207,150,464	53,679,417	5,184,261,455
743	2019043	Constriction of Faculty of Medicine Project at the Sabaragamuwa University	SAR	561,937	29,999,805	1,279,706	85,787,901			62,074,876	1,841,643	177,862,582
	<b>Standard Chartered Bank (United Kingdom)</b>			-	-						-	-
744	2019032	Establishment of Neonatal and Obstetrics Reference Center for the De Soyza Maternity Hospital Project	EUR	4,497,663	1,020,344,212					719,936,339	4,497,663	1,740,280,551
	<b>Uni Credit Bank Austria</b>			-	-						-	-
745	2013004	Augmentation of Mahiyangana Water Supply Project	EUR	7,803,715	1,770,358,532					1,249,132,816	7,803,715	3,019,491,348
746	2013006	Supply of 2nos Cardiac Catheterization System to Cardiology Dep. of the NHSL	EUR	2,000,880	453,921,639			95,280	21,949,739	305,361,910	1,905,600	737,333,809
747	2013045	Upgrading of Sewerage Infrastructure at Kataragama Sacred City Area	EUR	9,975,000	2,262,938,468					1,596,688,270	9,975,000	3,859,626,738
748	2018003	Implementation of Kirama-Katuwana Integrated Water Supply Scheme	EUR	9,318,000	2,113,890,875	440,557	150,000,000			1,511,987,860	9,758,558	3,775,878,735
749	2018017	Supply and Installation of Laboratory and Medical Equipment for the Ministry of Highways in SL	EUR	4,928,000	1,117,971,008					788,820,032	4,928,000	1,906,791,040
750	2019008	Supply of Freighting Vehicles Equipment for the Colombo Municipal Council	EUR	9,801,150	2,223,498,690	515,850	115,808,531			1,652,649,589	10,317,000	3,991,956,810
	<b>ERSTE BANK- AUSTRIA</b>			-	-						-	-
751	2018016	Upgrading of Operation Theatres Icu Equipment under a Strain Soft Scheme	EUR	8,620,618	1,955,681,920					1,379,893,632	8,620,618	3,335,575,552
	<b>Sub Total</b>				3,779,702,051,391		783,326,415,649		248,139,905,585	2,831,837,417,648		7,146,725,979,103

**NOTE 30(II) - STATEMENT OF FOREIGN LOAN BALANCES (8343)**

	Loan Key	Name of the Project	Loan Currency	Loan Balance as at 01-01-2022		Borrowings Accounted During the Year		Repayments During the Year		Parity Adjustment	Closing Balance as at 31.12.2022	
				Loan Currency Amount	Rs.	Loan Currency Amount	Rs.	Loan Currency Amount	Rs.		Loan Currency Amount	Rs.
		<b>Export Import Bank of China (EIBC)</b>										
752	2005045	Puttalam Coal Power Project - Preferential Buyer's Credit	USD								100,000,000	36,311,000,000
753	2006045	Puttalam Coal Power Project - Buyer's Credit Facility	USD								45,894,728	16,664,834,769
754	2009027	Puttalam Coal Power Project - Phase II	USD								445,500,000	161,765,505,000
755	2007044	Hambantota Port Development	USD								69,710,622	25,312,623,870
756	2012032	Hambantota Port Development Project - Phase II	CNY								673,428,367	35,144,744,957
757	2012033	Hambantota Port Development Project - Phase II	USD								484,615,385	175,968,692,304
758	2013014	Hambantota Port Development Phase I for Ancillary Work and Supply of Equipment Project	CNY								632,576,921	33,012,797,846
759	2010006	Mattala Hambantota International Airport Project	CNY								653,654,787	34,112,805,282
		<b>Grand Total</b>										<b>7,665,018,983,131</b>

**Note - 30 (III) FOREIGN CURRENCY TERM FINANCING FACILITY (9190)**

	Loan Key	Project Name	Loan Currency	Balance as at 01-01-2022		Accounted During the Year		Repayments		Parity	Closing Balance as at 31.12.2022	
				Loan Currency Amount	Rs.	Loan Currency Amount	Rs.	Loan Currency Amount	Rs.	Rs.	Loan Currency Amount	Rs.
1	2018044	Foreign Currency Term Financing Facility	USD	909,100,000	182,214,367,580	-	-	-	-	147,888,933,420	909,100,000	330,103,301,000
2	2020008	Foreign Currency Term Financing Facility	USD	500,000,000	100,216,900,000	-	-	-	-	81,338,100,000	500,000,000	181,555,000,000
3	2021002	Foreign Currency Term Financing Facility	USD	500,000,000	100,216,900,000	-	-	-	-	81,338,100,000	500,000,000	181,555,000,000
4	2021026	Foreign Currency Term Financing Facility	CNY	2,000,000,000	62,872,400,000	-	-	-	-	41,503,200,000	2,000,000,000	104,375,600,000
		<b>Total</b>		<b>3,909,100,000</b>	<b>445,520,567,580</b>	<b>-</b>	<b>-</b>	<b>-</b>	<b>-</b>	<b>352,068,333,420</b>	<b>3,909,100,000</b>	<b>797,588,901,000</b>

**Note - 30(IV) INTERNATIONAL SOVEREIGN BOND (9194)**

	Loan Key	Project Name	Loan Currency	Balance as at 01-01-2022		Accounted During the Year		Repayments		Parity	Closing Balance as at 31.12.2022	
				Loan Currency Amount	Rs.	Loan Currency Amount	Rs.	Loan Currency Amount	Rs.	Rs.	Loan Currency Amount	Rs.
1	2012018	International Sovereign Bond	USD	1,000,000,000	200,433,800,000	-	-	-	-	162,676,200,000	1,000,000,000	363,110,000,000
2	2015008	International Sovereign Bond	USD	650,000,000	130,281,970,000	-	-	-	-	105,739,530,000	650,000,000	236,021,500,000
3	2015029	International Sovereign Bond	USD	1,500,000,000	300,650,700,000	-	-	-	-	244,014,300,000	1,500,000,000	544,665,000,000
4	2016024	International Sovereign Bond	USD	1,000,000,000	200,433,800,000	-	-	-	-	162,676,200,000	1,000,000,000	363,110,000,000
5	2016026	International Sovereign Bond	USD	500,000,000	100,216,900,000	-	-	500,000,000	100,489,900,000	273,000,000	-	-
6	2017012	International Sovereign Bond	USD	1,500,000,000	300,650,700,000	-	-	-	-	244,014,300,000	1,500,000,000	544,665,000,000
7	2018013	International Sovereign Bond	USD	1,250,000,000	250,542,250,000	-	-	-	-	203,345,250,000	1,250,000,000	453,887,500,000
8	2018014	International Sovereign Bond	USD	1,250,000,000	250,542,250,000	-	-	-	-	203,345,250,000	1,250,000,000	453,887,500,000
9	2019013	International Sovereign Bond	USD	1,000,000,000	200,433,800,000	-	-	-	-	162,676,200,000	1,000,000,000	363,110,000,000
10	2019014	International Sovereign Bond	USD	1,400,000,000	280,607,320,000	-	-	-	-	227,746,680,000	1,400,000,000	508,354,000,000
11	2019033	International Sovereign Bond	USD	500,000,000	100,216,900,000	-	-	-	-	81,338,100,000	500,000,000	181,555,000,000
12	2019034	International Sovereign Bond	USD	1,500,000,000	300,650,700,000	-	-	-	-	244,014,300,000	1,500,000,000	544,665,000,000
		<b>Total</b>		<b>13,050,000,000</b>	<b>2,615,661,090,000</b>	<b>-</b>	<b>-</b>	<b>500,000,000</b>	<b>100,489,900,000</b>	<b>2,041,859,310,000</b>	<b>12,550,000,000</b>	<b>4,557,030,500,000</b>

**Note - 31(I)- DEPOSIT ACCOUNTS BALANCES**  
**AS AT 31ST DECEMBER 2022 (6000 & 6003)**

Rs.

Category	Opening Balances as at 01.01.2022	Debits	Credits	Closing Balance as at 31.12.2022
6000/01	8,757,931,102	709,850,461	1,150,436,740	9,198,517,381
6000/02	693,354,327	821,949,558	676,408,164	547,812,934
6000/03	(929,023)	-	-	(929,023)
6000/04	-	-	-	-
6000/05	1,034	-	-	1,034
6000/06	22,581,109,497	8,484,469,854	10,239,798,427	24,336,438,070
6000/07	1,000,000,000	-	-	1,000,000,000
6000/08	493,956,379	49,687,109	54,452,526	498,721,797
6000/09	-	-	-	-
6000/10	1,657,743,026	3,361,782,171	4,223,485,989	2,519,446,845
6000/11	1,046,832,317	1,043,243,084	4,652,538,675	4,656,127,908
6000/12	-	-	-	-
6000/13	12,656,386,421	136,886,985,932	153,605,937,019	29,375,337,507
6000/14	1,551,869,877	15,357,650,349	15,057,821,763	1,252,041,291
6000/15	158	158	-	-
6000/16	13,208,754,472	5,160,845,376	3,700,240,275	11,748,149,370
6000/17	3,172,799,933	5,167,828,688	4,757,808,623	2,762,779,868
6000/18	14,793,847,579	26,158,986,986	24,152,184,587	12,787,045,180
6000/19	351,366,305	206,176,995	199,880,269	345,069,579
6000/20	358,118,821	1,124,680,324	901,329,100	134,767,597
6000/286	-	-	-	-
6000/130/43	-	13,322	13,322	-
6000/180/12	-	-	-	-
<b>Sub Total</b>	<b>82,323,142,224</b>	<b>204,534,150,367</b>	<b>223,372,335,479</b>	<b>101,161,327,336</b>
6003/1	(10,000,000)	-	-	(10,000,000)
6003/15	-	-	-	-
6003/54	-	-	-	-
6003/63	-	-	-	-
<b>Sub Total</b>	<b>(10,000,000)</b>	<b>-</b>	<b>-</b>	<b>(10,000,000)</b>
		-	-	-
<b>Grand Total</b>	<b>82,313,142,224</b>	<b>89,076,256,302</b>	<b>68,082,191,295</b>	<b>101,151,327,336</b>

## **Explanatory Notes**

### **Note 16 - Statement of Non-Current Assets**

As stated in the Statement of Financial Position as at 31<sup>st</sup> December 2022, 18 Special Spending Units, 29 Government Ministries, 95 Departments and 25 District Secretariats have reported non-financial assets at cost or revalued amount amounting to Rs. 2,093,287,997,715.84 Balance part of the non-financial assets of the above mentioned institutes if any, and other Ministries / Departments which have not yet been recorded the non-financial assets will also be bringing to the same system gradually, to be completed by 2023.

### **Note 30(II) - Foreign Loan Balances (8343)**

Foreign loans are included the loans outstanding as at 31.12.2022 which were recorded in the CS-DRMS cutoff date 18.01.2023.

### **Schedule V - Total Revenue and Expenditure of Provincial Councils**

Total Revenue of Rs. 74,824,656,083 and Total Expenditure of Rs. 402,927,651,867 were reported in respect of 9 Provincial Councils (Provisional figures) during the financial year.

### **Adopt New Accounting Policies**

Previously adopted accounting method on reporting Treasury Bonds was revised from the year 2016. From 2016 and onward Treasury Bonds are recorded on their face value, and required adjustments have been done accordingly. Adjustments were made in the year 2021 for accounting of accumulated discount value of the Treasury bonds issued prior to 2016.

## **Defunct Institutions**

Institutions namely Common Wealth Games Hambanthota (Pvt) Limited, Lanka Cement Limited, Lanka Fabrics Limited, Mihin Lanka (Pvt) Limited, Sri Lanka Cement Corporation, State Resource Management Corporation Limited and State Trading Corporative Wholesale Company Limited are in the process of winding up. Hence once the winding up process are completed, Treasury Books will be adjusted accordingly.

## **Nature and Purpose of Reserves**

The Government creates and maintains reserves in terms of specific local requirements.

### **Consolidated Fund**

The funds of the Republic not allocated by law to specific purposes form the Consolidated Fund into which shall be paid the produce of all taxes, imposts, rates and duties and all other revenues and receipts of the Republic not allocated to specific purposes.

### **Contingency Fund**

A Fund Created by Parliament by law for the purpose of providing for urgent and unforeseen expenditure.

### **Foreign Loan Revolving Funds**

Funds created for recording loan receipts and reimbursements for expenditure incurred.

### **Public Service Provident Fund Account**

A Fund established to afford Provident Fund benefits to those public servants who are not pensionable.



### **Teachers Widows Orphans Pension Fund**

A fund established for the payment of pension to widowers and orphans of teachers who are entitled to the payment of pension under the Minutes of pension.

**SCHEDULE I - STATEMENT OF CONTINGENT LIABILITIES**
**SCHEDULE I(a) - STATEMENT OF BANK GUARANTEES ISSUED BY THE GENERAL TREASURY AS AT 31.12.2022**

	Institution	Bank or Institution	Purpose	Value of the Treasury Guarantees				Date of Issue	Date of Expiry	Outstanding Amount - Capital as at 31.12.2022			
				US\$ Mn.	Euro Mn.	J.Yen Mn.	Rs. Mn.			US\$ Mn.	Euro Mn.	J.Yen Mn.	Rs. Mn.
1	Urban Development Authority	National Savings Bank	Secure the Loan Facility				2,770.00	6-Nov-09	5-Nov-24				492.00
2	Road Development Authority	Commercial Bank	Secure the Loan Facility				829.25	1-Sep-11	31-Mar-30				829.25
3	General Sir John Kotelawala Defence University	Bank of Ceylon	Secure the Loan Facility				85.00	29-Aug-11	31-Dec-26				23.10
4	Road Development Authority	People's Bank	Secure the Loan Facility				1,291.08	14-Mar-12	20-Apr-30				1,291.08
5	Road Development Authority	People's Bank	Secure the Loan Facility				785.39	21-Mar-12	28-Apr-30				785.39
6	Road Development Authority	People's Bank	Secure the Loan Facility				4,647.57	21-Mar-12	02-May-30				4,647.57
7	Road Development Authority	People's Bank	Secure the Loan Facility				1,656.01	21-Mar-12	02-May-30				1,656.01
8	Road Development Authority	National Savings Bank	Secure the Loan Facility				1,600.33	31-Dec-20	01-Apr-32				1,600.33
9	Road Development Authority	Commercial Bank	Secure the Loan Facility				840.62	15-Nov-12	31-Mar-30				840.62
10	Road Development Authority	Commercial Bank	Secure the Loan Facility				873.27	26-Dec-12	31-Mar-30				873.27
11	Road Development Authority	Hatton National Bank	Secure the Loan Facility				1,386.37	28-Dec-12	01-Apr-32				1,386.37
12	Road Development Authority	National Savings Bank	Secure the Loan Facility				891.41	31-Dec-20	01-Apr-32				891.41
13	Road Development Authority	DFCC Bank	Secure the Loan Facility				367.32	31-Dec-12	31-Mar-30				367.32
14	Road Development Authority	Hatton National Bank	Secure the Loan Facility				2,283.87	14-May-13	01-Apr-32				2,283.87
15	General Sir John Kotelawala Defence University	Bank of Ceylon	Secure the Loan Facility				750.00	7-Jun-13	30-Jun-28				183.16
16	Road Development Authority	Hatton National Bank	Secure the Loan Facility				1,301.55	11-Jul-13	01-Apr-34				1,301.55
17	Road Development Authority	Hatton National Bank	Secure the Loan Facility				1,323.38	11-Jul-13	01-Apr-34				1,323.38
18	Road Development Authority	Hatton National Bank	Secure the Loan Facility				734.21	5-Aug-13	01-Apr-34				734.21
19	Road Development Authority	Hatton National Bank	Secure the Loan Facility				1,769.27	5-Aug-13	01-Apr-34				1,769.27
20	Road Development Authority	National Savings Bank	Secure the Loan Facility				1,541.38	31-Dec-20	01-Apr-34				1,541.38
21	Road Development Authority	Hatton National Bank	Secure the Loan Facility				1,147.84	30-Aug-13	01-Apr-34				1,147.84
22	Road Development Authority	National Savings Bank	Secure the Loan Facility				325.86	31-Dec-20	01-Apr-32				325.86
23	Road Development Authority	National Savings Bank	Secure the Loan Facility				1,178.22	31-Dec-20	01-Apr-34				1,178.22
24	Road Development Authority	National Savings Bank	Secure the Loan Facility				1,510.58	31-Dec-20	01-Apr-34				1,510.58
25	Road Development Authority	National Savings Bank	Secure the Loan Facility				2,538.76	31-Dec-20	01-Apr-34				2,538.76
26	Road Development Authority	National Savings Bank	Secure the Loan Facility				1,214.30	31-Dec-20	01-Apr-34				1,214.30
27	Road Development Authority	National Savings Bank	Secure the Loan Facility				1,062.50	31-Dec-20	01-Apr-32				1,062.50
28	Road Development Authority	National Savings Bank	Secure the Loan Facility				1,196.73	31-Dec-20	01-Apr-34				1,196.73
29	Road Development Authority	National Savings Bank	Secure the Loan Facility				2,556.02	31-Dec-20	01-Apr-34				2,556.02
30	Road Development Authority	Hatton National Bank	Secure the Loan Facility				838.28	28-Nov-13	01-Apr-34				838.28
31	Road Development Authority	Hatton National Bank	Secure the Loan Facility				1,018.01	28-Nov-13	01-Apr-34				1,018.01
32	Road Development Authority	Hatton National Bank	Secure the Loan Facility				357.14	28-Nov-13	01-Apr-34				357.14
33	Road Development Authority	Hatton National Bank	Secure the Loan Facility				4,786.43	28-Nov-13	01-Apr-34				4,786.43
34	Road Development Authority	Hatton National Bank	Secure the Loan Facility				1,292.84	28-Nov-13	01-Apr-34				1,292.84
35	National School of Business Management Limited	Bank of Ceylon	Secure the Loan Facility				8,600.00	18-Dec-13	31-Dec-28				7,145.00
36	Road Development Authority	DFCC Bank	Secure the Loan Facility				529.19	27-Dec-13	31-Mar-32				529.19
37	Road Development Authority	Hatton National Bank	Secure the Loan Facility				1,492.31	27-Dec-13	01-Apr-34				1,492.31
38	Road Development Authority	National Savings Bank	Secure the Loan Facility				2,935.67	31-Dec-20	01-Apr-34				2,935.67

**SHEDULE I - STATEMENT OF CONTINGENT LIABILITIES**
**SHEDULE I(a) - STATEMENT OF BANK GUARANTEES ISSUED BY THE GENERAL TREASURY AS AT 31.12.2022**

	Institution	Bank or Institution	Purpose	Value of the Treasury Guarantees				Date of Issue	Date of Expiry	Outstanding Amount - Capital as at 31.12.2022			
				US\$ Mn.	Euro Mn.	J.Yen Mn.	Rs. Mn.			US\$ Mn.	Euro Mn.	J.Yen Mn.	Rs. Mn.
39	Road Development Authority	National Development Bank PLC	Secure the Loan Facility				4,282.29	11-Feb-14	01-Apr-34				4,282.29
40	Road Development Authority	National Development Bank PLC	Secure the Loan Facility				560.41	13-Feb-14	01-Apr-34				560.41
41	Road Development Authority	National Savings Bank	Secure the Loan Facility				5,217.03	31-Dec-20	01-Apr-34				5,217.03
42	Road Development Authority	National Development Bank PLC	Secure the Loan Facility				693.93	14-Mar-14	01-Apr-34				693.93
43	Road Development Authority	National Savings Bank	Secure the Loan Facility				1,350.00	31-Dec-20	01-Apr-34				1,350.00
44	Road Development Authority	National Development Bank PLC	Secure the Loan Facility				376.74	25-Mar-14	01-Apr-34				376.74
45	Road Development Authority	Hatton National Bank	Secure the Loan Facility				401.65	25-Mar-14	01-Apr-34				401.65
46	Road Development Authority	Commercial Bank	Secure the Loan Facility				544.11	3-Apr-14	31-Mar-34				544.11
47	Road Development Authority	National Savings Bank	Secure the Loan Facility				2,397.94	31-Dec-20	01-Apr-34				2,397.94
48	Road Development Authority	National Savings Bank	Secure the Loan Facility				677.25	31-Dec-20	01-Apr-34				677.25
49	Road Development Authority	National Savings Bank	Secure the Loan Facility				1,113.19	31-Dec-20	01-Apr-34				1,113.19
50	Road Development Authority	National Savings Bank	Secure the Loan Facility				947.84	31-Dec-20	01-Apr-34				947.84
51	Road Development Authority	National Savings Bank	Secure the Term Loan Facility				713.50	31-Dec-20	01-Apr-35				713.50
52	Road Development Authority	National Savings Bank	Secure the Term Loan Facility				1,279.16	31-Dec-20	01-Apr-35				1,279.16
53	Road Development Authority	National Savings Bank	Secure the Term Loan Facility				1,718.35	31-Dec-20	01-Apr-35				1,718.35
54	Road Development Authority	Commercial Bank	Secure the Term Loan Facility				1,668.68	15-Jul-14	31-Mar-34				1,668.68
55	Road Development Authority	National Savings Bank	Secure the Term Loan Facility				1,451.49	31-Dec-20	01-Apr-35				1,451.49
56	Road Development Authority	National Savings Bank	Secure the Term Loan Facility				319.76	31-Dec-20	01-Apr-35				319.76
57	Road Development Authority	National Savings Bank	Secure the Term Loan Facility				1,059.03	31-Dec-20	01-Apr-34				1,059.03
58	Road Development Authority	National Savings Bank	Secure the Term Loan Facility				787.27	31-Dec-20	01-Apr-34				787.27
59	Road Development Authority	National Savings Bank	Secure the Term Loan Facility				1,229.27	31-Dec-20	01-Apr-35				1,229.27
60	Road Development Authority	National Savings Bank	Secure the Loan Facility				744.83	31-Dec-20	01-Apr-34				744.83
61	Road Development Authority	National Development Bank PLC	Secure the Loan Facility				385.83	26-Aug-14	01-Apr-34				385.83
62	Road Development Authority	People's Bank	Secure the Term Loan Facility	44.71				22-Sep-14	30-Sep-27	19.40			
63	Road Development Authority	National Savings Bank	Secure the Term Loan Facility				1,108.00	31-Dec-20	01-Apr-35				1,108.00
64	Sri Lanka Land Reclamation & Development Corporation	National Savings Bank	Secure the Loan Facility				2,000.00	26-Sep-14	31-Oct-28				1,734.58
65	Sri Lanka Land Reclamation & Development Corporation	National Savings Bank	Secure the Loan Facility				1,500.00	13-Jul-15	31-Oct-28				
66	National Water Supply & Drainage Board	Bank of Ceylon	Secure Term Loan Facility				1,148.06	12-Nov-14	31-May-29				1,002.99

**SHEDULE I - STATEMENT OF CONTINGENT LIABILITIES**
**SHEDULE I(a) - STATEMENT OF BANK GUARANTEES ISSUED BY THE GENERAL TREASURY AS AT 31.12.2022**

	Institution	Bank or Institution	Purpose	Value of the Treasury Guarantees				Date of Issue	Date of Expiry	Outstanding Amount - Capital as at 31.12.2022			
				US\$ Mn.	Euro Mn.	J.Yen Mn.	Rs. Mn.			US\$ Mn.	Euro Mn.	J.Yen Mn.	Rs. Mn.
67	National Water Supply & Drainage Board	Bank of Ceylon	Secure Short Term Loan Facility				2,792.07	14-Nov-14	30-Nov-29				2,557.05
68	National Water Supply & Drainage Board	National Development Bank PLC	Secure Term Loan Facility				2,800.00	9-Dec-14	31-Dec-29				2,215.39
69	National Water Supply & Drainage Board	DFCC Bank	Secure Term Loan Facility				2,900.00	9-Dec-14	31-Dec-29				2,458.39
70	National Water Supply & Drainage Board	Bank of Ceylon	Secure Term Loan Facility				3,041.00	30-Dec-14	30-Jun-29				4,001.25
71	National Water Supply & Drainage Board	Bank of Ceylon	Secure Term Loan Facility				1,870.50	31-May-16	30-Jun-29				
72	Airport & Aviation Services (Sri Lanka) Limited	Japan International Cooperation Agency (JICA)	Loan Facility			28,969.00		28-Mar-12	28-Mar-52			15,909.77	
73	Airport & Aviation Services (Sri Lanka) Limited	Japan International Cooperation Agency (JICA)	Loan- SLP 114			45,428.00		9-May-16	09-May-56			-	
74	National Water Supply & Drainage Board	Bank of Ceylon	Secure the Loan Facility				1,500.00	28-Jul-14	31-Jan-30				2,359.87
75	National Water Supply & Drainage Board	Bank of Ceylon	Secure the Loan Facility				1,500.00	3-Jun-16	31-Jan-30				
76	Ceylon Electricity Board	People's Bank	Secure Term Loan Facility				3,850.08	29-Apr-15	30-Apr-23				-
77	National Water Supply & Drainage Board	National Development Bank PLC	Secure Term Loan Facility				1,074.13	29-Sep-15	31-Dec-30				1,584.03
78	National Water Supply & Drainage Board	National Development Bank PLC	Secure the Term Loan Facility				2,506.30	21-Feb-19	31-Dec-30				
79	National Water Supply & Drainage Board	Bank of Ceylon	Secure Term Loan Facility				1,015.00	28-Jan-16	30-Jul-30				1,257.18
80	National Water Supply & Drainage Board	Bank of Ceylon	Secure Term Loan Facility				485.03	22-Jan-21	30-Jul-30				
81	National Water Supply & Drainage Board	Bank of Ceylon	Secure Term Loan Facility				2,890.00	4-Mar-16	15-Sep-30				2,895.47
82	National Water Supply & Drainage Board	Bank of Ceylon	Secure Term Loan Facility				847.66	29-Jan-21	15-Sep-30				
83	National Water Supply & Drainage Board	Bank of Ceylon	Secure Term Loan Facility				948.00	4-Mar-16	15-Sep-30				980.83
84	National Water Supply & Drainage Board	Bank of Ceylon	Secure the Term Loan Facility				33.00	16-Nov-20	15-Sep-30				
85	Telecommunications Regulatory Commission of Sri Lanka	Exim Bank of China	Buyers Credit Loan	88.66				18-May-13	31-Jul-26	14.06			
86	National Water Supply & Drainage Board	Bank of Ceylon	Secure Term Loan Facility				3,014.83	29-Sep-15	31-Mar-30				6,605.82
87	National Water Supply & Drainage Board	Bank of Ceylon	Secure Term Loan Facility				3,936.67	24-May-16	31-Mar-30				
88	National Water Supply & Drainage Board	Bank of Ceylon	Secure the Loan Facility				1,141.36	7-Oct-19	31-Mar-30				292.46
89	National Water Supply & Drainage Board	Bank of Ceylon	Secure the Loan Facility				300.00	29-Jul-16	31-Jan-31				

**SHEDULE I - STATEMENT OF CONTINGENT LIABILITIES**
**SHEDULE I(a) - STATEMENT OF BANK GUARANTEES ISSUED BY THE GENERAL TREASURY AS AT 31.12.2022**

	Institution	Bank or Institution	Purpose	Value of the Treasury Guarantees				Date of Issue	Date of Expiry	Outstanding Amount - Capital as at 31.12.2022			
				US\$ Mn.	Euro Mn.	J.Yen Mn.	Rs. Mn.			US\$ Mn.	Euro Mn.	J.Yen Mn.	Rs. Mn.
90	National Water Supply & Drainage Board	Bank of Ceylon	Secure the Term Loan Facility				454.79	21-Feb-19	31-Jan-31				
91	National Water Supply & Drainage Board	People's Bank	Secure the Loan Facility				397.00	29-Jul-16	31-Jul-31				340.06
92	National Water Supply & Drainage Board	DFCC Bank	Secure Term Loan Facility				937.87	16-Aug-16	11-Jul-31				2,796.90
93	National Water Supply & Drainage Board	DFCC Bank	Secure the Total Term Loan Facility				1,358.98	6-Nov-17	11-Jul-31				
94	National Water Supply & Drainage Board	DFCC Bank	Secure the Term Loan Facility				829.40	4-Jan-19	11-Jul-31				
95	National Water Supply & Drainage Board	Bank of Ceylon	Secure the Term Loan Facility	29.10				31-Aug-16	28-Feb-31				4,414.47
96	National Water Supply & Drainage Board	Bank of Ceylon	Secure the Term Loan Facility	16.20				31-Aug-16	28-Feb-31				2,308.75
97	National Water Supply & Drainage Board	Exim Bank of India	Sovereign Guarantee	164.90				28-Sep-16	28-Sep-31	91.58			
98	National Water Supply & Drainage Board	Exim Bank of India	Sovereign Guarantee	91.80				28-Sep-16	28-Sep-31	60.80			
99	National Water Supply & Drainage Board	China Development Bank	Sovereign Guarantee	48.77				9-Sep-16	20-Mar-32	150.08			
100	National Water Supply & Drainage Board	Bank of Ceylon	Secure the Term Loan Facility	34.43				28-Nov-16	28-Nov-31				5,184.40
101	National Water Supply & Drainage Board	Hatton National Bank	Secure the Term Loan Facility		23.42			9-Dec-16	14-Dec-30				3,055.02
102	National Water Supply & Drainage Board	People's Bank	Secure the Term Loan Facility				560.97	13-Feb-17	13-Feb-32				560.97
103	Airport & Aviation Services (Sri Lanka) Limited	Hongkong & Shanghai Banking Co.Ltd.	Secure the Total Term Loan Facility	44.14				1-Mar-17	01-Mar-32	29.50			
104	Road Development Authority	National Savings Bank	Secure the Total Term Loan Facility				11,200.00	31-Dec-20	1-Apr-35				11,200.00
105	Road Development Authority	National Savings Bank	Settle Compensation Payment for Land Acquisition				7,500.00	31-Dec-20	01-Apr-35				7,500.00
106	National Water Supply & Drainage Board	Bank of Ceylon	Secure the Term Loan Facility	9.67				19-Oct-17	23-Oct-32				1,559.78
107	National Water Supply & Drainage Board	Bank of Ceylon	Secure the Term Loan Facility	18.10				19-Oct-17	23-Oct-32				3,047.87
108	National Water Supply & Drainage Board	China Development Bank	Loan Facility	13.70				21-Aug-17	21-Aug-42	40.50			
109	Road Development Authority	Sampath Bank	Secure the Term Loan Facility				14,500.00	20-Dec-17	31-Dec-32				13,181.82
110	Ceylon Electricity Board	Asian Development Bank	Sovereign Guarantee	90.00				29-Jun-17	15-May-41	48.88			
111	Ceylon Electricity Board	Asian Development Bank	Sovereign Guarantee	150.00				10-Jul-17	15-Nov-41	98.60			
112	Road Development Authority	Bank of Ceylon	Secure the Total Term Loan Facility				1,387.00	24-Jan-18	31-Jan-33				1,051.18
113	National Water Supply & Drainage Board	UniCredit Bank Austria AG	Sovereign Guarantee		50.6			28-Mar-18	31-Aug-29		34.76		

**SCHEDULE I - STATEMENT OF CONTINGENT LIABILITIES**
**SCHEDULE I(a) - STATEMENT OF BANK GUARANTEES ISSUED BY THE GENERAL TREASURY AS AT 31.12.2022**

	Institution	Bank or Institution	Purpose	Value of the Treasury Guarantees				Date of Issue	Date of Expiry	Outstanding Amount - Capital as at 31.12.2022			
				US\$ Mn.	Euro Mn.	J.Yen Mn.	Rs. Mn.			US\$ Mn.	Euro Mn.	J.Yen Mn.	Rs. Mn.
114	National Water Supply & Drainage Board	People's Bank	Secure the Term Loan Facility		7.62			6-Apr-18	10-Apr-33				1,192.49
115	State Development and Construction Corporation	Bank of Ceylon	Secure the Loan Facility				1,126.81	8-Jun-18	11-Jun-33				990.60
116	State Engineering Corporation	Bank of Ceylon	Secure the Term Loan Facility				1,280.26	30-Jun-18	30-Jun-33				1,999.99
117	State Engineering Corporation	Bank of Ceylon	Secure the Term Loan Facility				719.74	22-Oct-18	30-Jun-33				
118	Ceylon Electricity Board	Asian Development Bank	Sovereign Guarantee	160.00				22-Nov-17	15-Sep-37	132.50			
119	National Water Supply & Drainage Board	People's Bank	Secure the Term Loan Facility				128.32	13-Jul-18	31-Jul-33				128.32
120	State Engineering Corporation	Bank of Ceylon	Secure the Term Loan Facility				300.00	6-Aug-18	8-Aug-28				300.00
121	Ceylon Petroleum Corporation	People's Bank	Secure the Term Loan Facility	7.73				31-Aug-18	15-Sep-31	6.95			
122	State Printing Corporation	People's Bank	Secure the Loan Facility				185.00	7-Sep-18	15-Sep-23				24.63
123	Ceylon Shipping Corporation Ltd	People's Bank	Secure the Loan Facility	71.91				7-Sep-18	3-Jun-34	53.71			
124	Road Development Authority	Bank of Ceylon	Secure the Term Loan Facility				10,000.00	13-Aug-18	15-Aug-33				22,000.00
125	Road Development Authority	Bank of Ceylon	Secure the Term Loan Facility				5,766.52	3-Sep-18	15-Aug-33				
126	Road Development Authority	Bank of Ceylon	Secure the Term Loan Facility				4,150.00	11-Sep-18	15-Aug-33				
127	Road Development Authority	Bank of Ceylon	Secure the Term Loan Facility				1,854.99	17-Sep-18	15-Aug-33				
128	Road Development Authority	Bank of Ceylon	Secure the Term Loan Facility				228.49	9-Apr-19	15-Aug-33				
129	National Water Supply & Drainage Board	Bank of Ceylon	Secure the Term Loan Facility				382.24	25-Sep-18	15-Sep-33				382.24
130	Building Materials Corporation Ltd	Bank of Ceylon	Secure the Term Loan Facility				500.00	22-Oct-18	19-Oct-33				500.00
131	Road Development Authority	Bank of Ceylon	Secure the Term Loan Facility				5,000.00	12-Dec-18	20-Dec-33				9,000.00
132	Road Development Authority	Bank of Ceylon	Secure the Term Loan Facility				4,000.00	28-Dec-18	20-Dec-33				
133	National Water Supply & Drainage Board	ING Bank, NV of Netherlands	Secure the Commercial Loan		12.3			12-Dec-18	4-Jul-23		3.86		
134	National Water Supply & Drainage Board	ING Bank, NV of Netherlands	Secure the Export Credit Facility		70.7			12-Dec-18	03-Oct-33		57.33		
135	Road Development Authority	DFCC Bank	Secure the Term Loan Facility				5,000.00	14-Feb-19	12-Mar-34				5,000.00
136	National Water Supply & Drainage Board	National Development Bank PLC	TermLoan Facility				4,500.00	25-Jul-17	26-Jul-35				12,033.56
137	National Water Supply & Drainage Board	National Development Bank PLC	Secure the Term Loan Facility				6,500.00	18-Feb-19	26-Jul-35				
138	National Water Supply & Drainage Board	National Development Bank PLC	TermLoan Facility				4,000.00	16-Feb-21	26-Jul-35				

**SCHEDULE I - STATEMENT OF CONTINGENT LIABILITIES**
**SCHEDULE I(a) - STATEMENT OF BANK GUARANTEES ISSUED BY THE GENERAL TREASURY AS AT 31.12.2022**

	Institution	Bank or Institution	Purpose	Value of the Treasury Guarantees				Date of Issue	Date of Expiry	Outstanding Amount - Capital as at 31.12.2022			
				US\$ Mn.	Euro Mn.	J.Yen Mn.	Rs. Mn.			US\$ Mn.	Euro Mn.	J.Yen Mn.	Rs. Mn.
139	National Water Supply & Drainage Board	People's Bank	Secure the Term Loan Facility				603.00	21-Feb-19	31-Jul-31				387.68
140	Airport & Aviation Services (Sri Lanka) Limited	Hatton National Bank	Secure the Debenture				4,000.00	22-Mar-19	21-Mar-34				4,000.00
141	Road Development Authority	Bank of Ceylon	Secure the Term Loan Facility				10,000.00	4-Apr-19	15-Apr-34				23,958.33
142	Road Development Authority	Bank of Ceylon	Secure the Term Loan Facility				5,000.00	7-May-19	15-Apr-34				
143	Road Development Authority	Bank of Ceylon	Secure the Term Loan Facility				5,000.00	6-Jun-19	15-Apr-34				
144	Road Development Authority	Bank of Ceylon	Secure the Term Loan Facility				5,000.00	21-Jun-19	15-Apr-34				
145	Ceylon Petroleum Corporation	China National Chemical Engineering No.14 Construction Co. Ltd	Sovereign Guarantee	43.78				26-Jun-19	31-Jan-31	24.89			
146	Sri Lankan Airlines Limited	DB Trustees (Hong Kong) Limited	Sovereign Guarantee	175.00				26-Jun-19	25-Jun-24	175.00			
147	Ceylon Electricity Board	Industrial And Commercial Bank of China Limited	Loan Facility	41.97				2-Jul-19	23-Apr-26	26.53			
148	Ceylon Electricity Board	Bank of Ceylon	Secure the Term Loan Facility				5,000.00	24-Feb-20	28-Feb-23				4,820.00
149	Ceylon Electricity Board	People's Bank	Secure the Term Loan Facility				10,000.00	26-Mar-20	7-Apr-23				9,133.33
150	Sri Lanka Rupavahini Corporation	Bank of Ceylon	Secure the Long Term Loan Facility				200.00	10-Jun-20	15-Jun-24				93.02
151	National Water Supply & Drainage Board	National Savings Bank	Secure the Term Loan Facility				15,000.00	30-Jun-20	15-Jul-35				15,000.00
152	National Water Supply & Drainage Board	Bank of Ceylon	Secure the Term Loan Facility				2,500.00	9-Jul-20	15-Jul-35				5,041.77
153	National Water Supply & Drainage Board	Bank of Ceylon	Secure the Term Loan Facility				3,351.94	25-Aug-20	15-Jul-35				
154	General Sir John Kotelawala Defence University	National Savings Bank	Secure the Loan Facility	44.00			26,907.85	23-Jul-20	17-Sep-33				35,463.29
155	National Water Supply & Drainage Board	People's Bank	Secure the Term Loan Facility				2,874.69	31-Jul-20	15-Aug-35				1,362.84
156	National Paper Corporation	People's Bank	Working Capital Facility				40.00	22-Oct-20	31-Dec-35				27.69
157	Road Development Authority	National Savings Bank	Secure the Term Loan Facility				10,000.00	22-Oct-20	30-Jun-35				10,000.00
158	Ceylon Electricity Board	National Savings Bank	Secure the Term Loan Facility				5,000.00	26-Nov-20	15-Dec-28				5,000.00
159	National Water Supply & Drainage Board	National Savings Bank	Secure the Term Loan Facility				15,000.00	9-Dec-20	15-Dec-35				15,000.00
160	Road Development Authority	People's Bank	Secure the Term Loan Facility				10,000.00	30-Dec-20	31-Dec-35				10,000.00
161	Road Development Authority	Bank of Ceylon	Secure the Term Loan Facility				10,000.00	5-Jan-21	01-Jan-36				10,000.00
162	National Water Supply & Drainage Board	Commercial Bank	Secure Term Loan Facility				968.36	20-Jan-21	15-Jul-29				815.01

**SCHEDULE I - STATEMENT OF CONTINGENT LIABILITIES**
**SCHEDULE I(a) - STATEMENT OF BANK GUARANTEES ISSUED BY THE GENERAL TREASURY AS AT 31.12.2022**

	Institution	Bank or Institution	Purpose	Value of the Treasury Guarantees				Date of Issue	Date of Expiry	Outstanding Amount - Capital as at 31.12.2022			
				US\$ Mn.	Euro Mn.	J.Yen Mn.	Rs. Mn.			US\$ Mn.	Euro Mn.	J.Yen Mn.	Rs. Mn.
163	National Water Supply & Drainage Board	Hatton National Bank	Secure the Term Loan Facility				6,046.03	10-Feb-21	1-Jul-31				5,727.82
164	National Water Supply & Drainage Board	Hatton National Bank	Secure the Term Loan Facility				1,471.36	11-Feb-21	1-Jan-31				1,389.62
165	National Water Supply & Drainage Board	National Savings Bank	Secure Term Loan Facility				710.61	11-Feb-21	31-May-29				710.61
166	Road Development Authority	National Savings Bank	Secure Term Loan Facility				5,000.00	19-Feb-21	20-Feb-36				10,000.00
167	Road Development Authority	National Savings Bank	Secure Term Loan Facility				5,000.00	15-Mar-21	20-Feb-36				
168	Ceylon Electricity Board	National Savings Bank	Secure the Term Loan Facility				2,500.00	24-Feb-21	31-Dec-22				625.00
169	Ceylon Electricity Board	People's Bank	Term Loan Facility				6,500.00	3-Mar-21	26-Jun-29				4,231.06
170	Bank of Ceylon & People's Bank	Asian Infrastructure Investment Bank (AIIB)	Sovereign Guarantee	180.00				21-Mar-21	21-Mar-27	180.00			
171	Road Development Authority	Bank of Ceylon	Secure the Term Loan Facility				10,000.00	9-Jun-21	10-Jun-36				10,000.00
172	National Paper Corporation	People's Bank	Working Capital Facility				100.00	25-Jun-21	30-Jun-26				63.81
173	Sri Lanka Insurance Corporation	Sri Lanka Insurance Corporation	Counter Guarantee (USD 12 Mn)	12.00				22-Aug-22	24-Sep-23	12.00			
174	Road Development Authority	National Savings Bank	Secure the Loan Facility				3,250.00	15-Jul-21	15-Jul-36				3,250.00
175	Sri Lankan Airlines Limited	Bank of Ceylon	Secure the Overdraft Facilities	30.00				4-Jul-22	15-Jul-23	-			
176	Sri Lankan Airlines Limited	People's Bank	Secure the Term Loan Facility	30.00				4-Jul-22	31-Jul-23				2,357.90
177	Road Development Authority	National Savings Bank	Secure Term Loan Facility				10,000.00	29-Jul-21	30-Jul-36				10,000.00
178	Northsea Limited	Sri Lanka Savings Bank	Secure the Term Loan Facility				60.00	22-Sep-21	15-May-26				59.33
179	Ceylon Fisheries Corporation	Bank of Ceylon	Secure the Short Term Loan Facility				50.00	28-Sep-21	31-Mar-22				8.62
180	Road Development Authority	National Savings Bank	For Debenture				10,000.00	13-Oct-21	11-Oct-36				10,000.00
181	Sri Lanka State Plantation Corporation	People's Bank	Secure the Loan Facility				100.00	15-Oct-21	15-Oct-22				100.00
182	Road Development Authority	Bank of Ceylon	Secure the Term Loan Facility				12,950.38	1-Nov-21	1-Nov-36				360.66
183	Road Development Authority	National Savings Bank	For Debenture				11,800.00	9-Nov-21	11-Oct-36				
184	Road Development Authority	Bank of Ceylon	Secure the Term Loan Facility				11,000.00	12-Nov-21	25-Jun-35				11,000.00
185	Road Development Authority	Bank of Ceylon	Secure the Term Loan Facility				14,000.00	12-Nov-21	14-Jul-35				14,000.00
186	Road Development Authority	People's Bank	Secure the Term Loan Facility				17,000.00	12-Nov-21	15-Jul-35				25,000.00
187	Road Development Authority	People's Bank	Secure the Term Loan Facility				8,000.00	12-Nov-21	25-Aug-35				
188	Janatha Estates Development Board	Bank of Ceylon	Working Capital Facility				200.00	25-Nov-21	2-Dec-26				180.31
189	Techno Park Development Company Private Limited	National Savings Bank	Secure the Term Loan Facility				750.00	30-Nov-21	29-Nov-26				750.00



**SCHEDULE I - STATEMENT OF CONTINGENT LIABILITIES**
**SCHEDULE I(a) - STATEMENT OF BANK GUARANTEES ISSUED BY THE GENERAL TREASURY AS AT 31.12.2022**

	Institution	Bank or Institution	Purpose	Value of the Treasury Guarantees				Date of Issue	Date of Expiry	Outstanding Amount - Capital as at 31.12.2022			
				US\$ Mn.	Euro Mn.	J.Yen Mn.	Rs. Mn.			US\$ Mn.	Euro Mn.	J.Yen Mn.	Rs. Mn.
190	National Water Supply & Drainage Board	National Savings Bank	Working Capital Facility				2,000.00	2-Dec-21	31-May-36				2,000.00
191	Ceylon Fisheries Corporation	Bank of Ceylon	Secure the Term Loan Facility				100.00	3-Dec-21	15-Aug-22				150.00
192	Ceylon Fisheries Corporation	Bank of Ceylon	Secure the Term Loan Facility				100.00	29-Dec-21	15-Oct-22				
193	Northsea Limited	Bank of Ceylon	Secure Term Loan Facility				8.63	4-Jan-22	31-Dec-22				8.63
194	Road Development Authority	Bank of Ceylon	Secure the Loan Facility				1,784.36	10-Jan-22	31-Mar-30				1,433.67
195	Road Development Authority	Bank of Ceylon	Secure the Loan Facility				2,063.00	10-Jan-22	31-Mar-30				1,604.16
196	Road Development Authority	Bank of Ceylon	Secure the Loan Facility				2,007.64	10-Jan-22	31-Mar-30				1,473.59
197	Road Development Authority	Bank of Ceylon	Secure the Loan Facility				315.56	10-Jan-22	31-Mar-34				1,378.00
198	Road Development Authority	Bank of Ceylon	Secure the Loan Facility				1,413.16	10-Jan-22	31-Mar-32				
199	Road Development Authority	Bank of Ceylon	Secure the Loan Facility				354.58	10-Jan-22	31-Mar-32				1,473.59
200	Road Development Authority	Bank of Ceylon	Secure the Loan Facility				1,494.31	10-Jan-22	31-Mar-32				
201	Road Development Authority	Bank of Ceylon	Secure the Loan Facility				670.75	10-Jan-22	31-Mar-32				3,061.52
202	Road Development Authority	Bank of Ceylon	Secure the Loan Facility				3,139.25	10-Jan-22	31-Mar-32				
203	Road Development Authority	Bank of Ceylon	Secure the Loan Facility				385.64	10-Jan-22	31-Mar-32				1,565.50
204	Road Development Authority	Bank of Ceylon	Secure the Loan Facility				1,636.31	10-Jan-22	31-Mar-32				
205	Road Development Authority	Bank of Ceylon	Secure the Loan Facility				299.25	10-Jan-22	31-Mar-32				1,330.00
206	Road Development Authority	Bank of Ceylon	Secure the Loan Facility				1,363.75	10-Jan-22	31-Mar-32				
207	Road Development Authority	Bank of Ceylon	Secure the Loan Facility				3,330.95	10-Jan-22	31-Mar-32				2,716.93
208	Road Development Authority	Bank of Ceylon	Secure the Loan Facility				2,173.92	10-Jan-22	31-Mar-32				1,761.35
209	Road Development Authority	Bank of Ceylon	Secure the Loan Facility				1,253.93	10-Jan-22	31-Mar-34				987.57
210	Road Development Authority	Bank of Ceylon	Secure the Loan Facility				2,249.99	10-Jan-22	31-Mar-34				1,707.99
211	Road Development Authority	Bank of Ceylon	Secure the Term Loan Facility				1,894.95	10-Jan-22	31-Mar-34				1,671.11
212	Road Development Authority	Bank of Ceylon	Secure the Term Loan Facility				2,123.65	10-Jan-22	31-Mar-35				1,884.57
213	Road Development Authority	Bank of Ceylon	Secure Term Loan Facility				242.54	10-Jan-22	31-May-35				1,045.18
214	Road Development Authority	Bank of Ceylon	Secure Term Loan Facility				1,567.46	10-Jan-22	31-May-35				
215	Paddy Marketing Board	People's Bank	Secure the Term Loan Facility				760.75	3-Mar-22	15-Feb-23				759.08
216	Lanka Coal Company (Pvt) Ltd	Bank of Ceylon	To Open the Letter's of Credit to Facilitate the Coal Imports				22,000.00	22-Mar-22	22-Oct-22				-
217	Techno Park Development Company Private Limited	People's Bank	Secure the Term Loan Facility				750.00	29-Mar-22	28-Feb-29				750.00
218	State Engineering Corporation	Bank of Ceylon	Short Term Loan Facility				100.00	30-Mar-22	15-May-23				100.00
219	Urban Development Authority	Bank of Ceylon	Secure the Credit Facilities				2,189.88	21-Apr-22	14-Sep-22				2,189.88
220	Northsea Limited	Bank of Ceylon	Secure the Loan Facility				30.00	30-May-22	20-May-23				28.77
221	Sri Lankan Airlines Limited	People's Bank	Secure the Loan Facility	7.50				16-Jun-22	7-May-23				1,387.50
222	Sri Lankan Airlines Limited	Bank of Ceylon	Secure the Loan Facility	5.00				16-Jun-22	15-May-23	5.00			

**SCHEDULE I - STATEMENT OF CONTINGENT LIABILITIES**

**SCHEDULE I(a) - STATEMENT OF BANK GUARANTEES ISSUED BY THE GENERAL TREASURY AS AT 31.12.2022**

	Institution	Bank or Institution	Purpose	Value of the Treasury Guarantees				Date of Issue	Date of Expiry	Outstanding Amount - Capital as at 31.12.2022			
				US\$ Mn.	Euro Mn.	J.Yen Mn.	Rs. Mn.			US\$ Mn.	Euro Mn.	J.Yen Mn.	Rs. Mn.
223	Reigenal Development Bank	Asian Development Bank	Secure the Term Loan Facility	50.00				14-Jun-19	31-Dec-22	50.00			
224	Ceylon Electricity Board	Hatton National Bank	Secure the Term Loan Facility	12.30				15-Jul-13	-	5.07			
225	Litro Gas Lanka Limited	Bank of Ceylon	Working Capital Facility				8,000.00	8-Sep-22	31-Dec-23				-
226	State Printing Corporation	People's Bank	Secure the Credit Facilities				1,165.00	27-Sep-22	15-Sep-24				964.94
227	National Water Supply & Drainage Board	China Development Bank		102.54				4-Oct-17	-	35.64			
228	Ceylon Petroleum Corporation	Bank of Ceylon	Secure the Foreign Currency Loans				100,000.00	11-Nov-22	31-Dec-23				87,749.00
229	Sri Lankan Airlines Limited	People's Bank	Secure the Term Loan Facility				1,351.90	14-Nov-22	11-Nov-23				1,351.89
230	Sri Lankan Airlines Limited	People's Bank	Secure the Term Loan Facility	5.38			-	14-Nov-22	11-Nov-23	5.38			
231	Lanka Coal Company (Pvt) Ltd	People's Bank	To Open the Letter's of Credit to Facilitate the Coal Imports				13,000.00	18-Nov-22	31-Aug-23				2,080.28
232	Lanka Coal Company (Pvt) Ltd	People's Bank	To Open the Letter's of Credit to Facilitate the Coal Imports				7,000.00	18-Nov-22	31-Aug-23				
233	Lanka Coal Company (Pvt) Ltd	People's Bank	To Open the Letter's of Credit to Facilitate the Coal Imports				8,000.00	18-Nov-22	31-Aug-23				
234	Lanka Sathosa Limited	People's Bank	Short Loan Facility				2,241.00	18-Nov-22	31-Dec-23				2,237.46
235	Paddy Marketing Board	Bank of Ceylon	Secure Short Term Loan Facility				500.00	22-Nov-22	15-Jan-23				-
	<b>Total in Issued Currency</b>			<b>1,823.27</b>	<b>164.59</b>	<b>74,397.00</b>	<b>715,173.91</b>			<b>1,266.07</b>	<b>95.95</b>	<b>15,909.77</b>	<b>627,242.01</b>
	<b>CBSL Exchange Rates - As at 31.12.2022</b>			<b>371.6068</b>	<b>397.9840</b>	<b>2.8155</b>				<b>371.61</b>	<b>397.98</b>	<b>2.82</b>	
	<b>Total in Rupees</b>			<b>677,541</b>	<b>65,506</b>	<b>209,465</b>	<b>715,174</b>			<b>470,479.75</b>	<b>38,184.97</b>	<b>44,793.96</b>	<b>627,242.01</b>
	<b>Grand Total</b>						<b>1,667,685.18</b>						<b>1,180,700.69</b>

**SCHEDULE I(b) - STATEMENT OF LETTERS OF COMFORT ISSUED TO LOCAL BANKS AND THE LIABILITIES  
AS AT 31ST DECEMBER 2022**

	Name of Institution	Name of the Bank or Institution	US\$ Mn	LC Amount in Rs. Mn.	Date of Issue	Date of Expiry	Outstanding Amount - Capital as at 31.12.2022	
							US\$ Mn.	Rs. Mn.
1	Co-operative Wholesale Establishment	Paddy Marketing Board		440.00	11-Jan-17	11-Jan-18		440.00
2	Co-operative Wholesale Establishment	Paddy Marketing Board		440.00	1-Mar-17	22-Feb-18		289.60
3	Bank of Ceylon and Peoples Bank	Export Development Board		60.00	29-Mar-18	31-Mar-25		60.00
4	Lanka Sathosa Limited	People's Bank		3,000.00	7-Oct-19	31-Dec-24		1,200.00
5	Lanka Sathosa Limited	People's Bank		3,000.00	26-Aug-21	31-Aug-22		1,992.26
6	Sri Lankan Air Lines Limited	Bank of Ceylon	42.50		8-Oct-21	7-Oct-22	42.50	
7	Sri Lankan Air Lines Limited	People's Bank	42.50		8-Oct-21	7-Oct-22	42.50	
8	Mihin Lanka Limited	Bank of Ceylon	2.50		9-Dec-21	31-Dec-22	2.50	
9	Mihin Lanka Limited	People's Bank	2.50		9-Dec-21	31-Dec-22	2.50	
10	Mihin Lanka Limited	Bank of Ceylon		1,650.00	9-Dec-21	31-Dec-22		1,650.00
11	Mihin Lanka Limited	People's Bank		1,650.00	9-Dec-21	31-Dec-22		1,560.90
12	Mihin Lanka Limited	Bank of Ceylon	2.50		9-Dec-21	31-Dec-22	2.50	
13	Mihin Lanka Limited	People's Bank	2.50		9-Dec-21	31-Dec-22	2.50	
14	Sri Lankan Air Lines Limited	Bank of Ceylon	32.50		13-Dec-21	31-Dec-22	32.50	
15	Sri Lankan Air Lines Limited	People's Bank	32.50		13-Dec-21	31-Dec-22	32.50	
16	Sri Lankan Air Lines Limited	Bank of Ceylon	25.00		22-Feb-22	21-Feb-23	25.00	
17	Sri Lankan Air Lines Limited	People's Bank	25.00		22-Feb-22	21-Feb-23	25.00	
18	Sri Lankan Air Lines Limited	Bank of Ceylon		12,900.00	30-Jun-22	30-Jun-23		12,900.00
19	Sri Lankan Air Lines Limited	People's Bank		13,350.00	30-Jun-22	30-Jun-23		13,350.00
	<b>Total in Issued Currency</b>		<b>210.00</b>	<b>36,490.00</b>			<b>210.00</b>	<b>33,442.76</b>
	<b>CBSL Exchange Rates - As at 31.12.2022</b>		371.6068				371.6068	
	<b>Total in Rupees</b>		<b>78,037.43</b>	<b>36,490.00</b>			<b>78,037.43</b>	<b>33,442.76</b>
	<b>Grand Total</b>			<b>114,527.43</b>				<b>111,480.19</b>

**SCHEDULE II - STATEMENT OF CAPITAL INVESTMENT IN DEVELOPMENT PROJECTS - 2022**

Head No	Institution	Project Description	Provision (Rs.)	Expenditure (Rs.)	Expenditure as % of Provision
101	Ministry of Buddha Sasana, Religious and Cultural Affairs	Shilpa Gammana Programme	1,500,000	721,680	48
103	Ministry of Defence	Strategic Defence Communication Network	15,000,000	11,874,072	79
		Rehabilitation and Reconstruction Activities of the Areas Affected by Floods and Landslides	233,000,000	228,214,980	98
111	Ministry of Health	Primary HealthCare Systems Strengthening Project (PSSP) - (GOSL-WB)	10,000,000	2,247,239	22
		Programme for Strengthening Primary Level Health Care	25,000,000	7,075,578	28
		Health Sector Training	5,000,000	5,000,000	100
		Upgrading of Nurses Training Schools	75,000,000	73,171,873	98
		Infrastructure Development of Pharmaceutical Zone at Arabokka, Hambantota	33,021,374	398,831	1
116	Ministry of Trade	Gap Financing of the Settlement of Outstanding Loans obtained from Bank of Ceylon & People's Bank by Lanka Sathosa and Co-operative wholesale Establishment to Import rice to Protect Consumers	4,200,000,000	4,131,117,900	98
		Establishment of Economics Centers	15,000,000	7,889,391	53
117	Ministry of Highways	Construction of Rural Bridges Using Old Bridge Component	1,496,000,000	907,820,633	61
		Rural Road Reawakening Programme (Maga Neguma)	5,000,000,000	3,810,653,483	76
		Greater Colombo Urban Transport Development Project Phase 1- (GOSL Japan)	200,000,000	199,861,993	100
		Sahasara Bus Modernization Programme	62,000,000	53,851,360	87
		Colombo - Rathnapura - Pelmadulla Expressway	200,000,000	76,800,000	38
		Elevated Highway from New Kelani Bridge to Athurugiriya	120,300,000	120,300,000	100
		Port Access Elevated Highway Project (GOSL - ADB)	18,024,702,000	18,009,639,506	100
		Port Access Elevated Highway Project (GOSL - ADB)	100,000,000	20,672,278	21
		Central Expressway - Section 01 (Kadawatha - Meerigama) (GOSL - China Exim Bank)	42,000,000,000	13,266,876,351	32
		Central Expressway - Section 01 (Kadawatha - Meerigama) (GOSL - China Exim Bank)	482,170,000	477,554,379	99
		Central Expressway - Section 02 (Meerigama - Kurunegala)	460,000,000	458,664,661	100

**SCHEDULE II - STATEMENT OF CAPITAL INVESTMENT IN DEVELOPMENT PROJECTS - 2022**

Head No	Institution	Project Description	Provision (Rs.)	Expenditure (Rs.)	Expenditure as % of Provision
		Central Expressway - Section 03 (Pothuhera - Galagedera)	2,907,220,000	846,197,323	29
		Central Expressway - Section 04 (Kurunegala - Dambulla)	719,330,000	713,738,372	99
		Baseline Road - Phase III	215,000,000	18,450,664	9
		Road Maintenance Trust Fund	3,000,000,000	2,504,005,626	83
		Infrastructure and Road Safety-1	50,000,000	14,204,759	28
		Traffic Management	50,000,000	40,474,262	81
		Rehabilitation of Peradeniya-Badulla - Chenkalady Road from Badulla to Chenkalady (GOSL -	1,495,000,000	885,845,619	59
		Rehabilitation of Peradeniya-Badulla - Chenkalady Road from Badulla to Chenkalady (GOSL -	40,000,000	17,800,000	45
		Road Network Development Project (GOSL- SFD)	177,825,000	112,565,880	63
		Road Network Development Project (GOSL- SFD)	5,000,000	2,750,000	55
		Road Network Development Project (GOSL- OPEC)	188,000,000	84,745,574	45
		Road Network Development Project (GOSL- OPEC)	15,000,000	13,840,000	92
		Colombo District Road Development Project (GOSL- OFID)	1,150,000,000	1,067,163,016	93
		Colombo District Road Development Project (GOSL- OFID)	85,000,000	70,700,000	83
		Western Province National Highways (GOSL-OFID)	550,000,000	474,436,438	86
		Western Province National Highways (GOSL-OFID)	75,000,000	57,700,000	77
		Rehabilitation of Peradeniya-Badulla - Chenkalady Road from Badulla to Chenkalady (GOSL- OFID)	916,000,000	156,461,857	17
		Rehabilitation of Peradeniya-Badulla - Chenkalady Road from Badulla to Chenkalady (GOSL- OFID)	44,000,000	43,100,000	98
		Rehabilitation of Peradeniya-Badulla - Chenkalady Road from Badulla to Chenkalady (GOSL- OFID)	40,000,000	11,500,000	29
		Southern Road Connectivity Project (GOSL - ADB)	2,170,000,000	2,016,394,207	93
		Southern Road Connectivity Project (GOSL - ADB)	30,000,000	23,712,895	79
		Southern Road Connectivity Project (GOSL - ADB)	20,600,000	20,428,349	99

**SCHEDULE II - STATEMENT OF CAPITAL INVESTMENT IN DEVELOPMENT PROJECTS - 2022**

Head No	Institution	Project Description	Provision (Rs.)	Expenditure (Rs.)	Expenditure as % of Provision
		Integrated Road Investment Programme - (i Road) (GOSL-ADB) Phase 1	15,282,800,000	14,492,054,896	95
		Integrated Road Investment Programme - (i Road) (GOSL-ADB) Phase 1	75,000,000	9,074,273	12
		Integrated Road Investment Programme - (i Road) (GOSL-ADB) Phase 2	27,017,200,000	27,017,093,780	100
		Integrated Road Investment Programme - (i Road) (GOSL-ADB) Phase 2	75,000,000	6,300,000	8
		Widening and Improvement of Roads and Bridges in Central and Uva Provinces (GOSL - EXIM China)	3,920,000,000	1,170,751,504	30
		Widening and Improvement of Roads and Bridges in Central and Uva Provinces (GOSL - EXIM China)	90,000,000	76,100,000	85
		Transport Project Preparatory Facility (GOSL-ADB)	75,000,000	37,867,104	50
		Transport Connectivity & Asset Management Project (GOSL -WB)	350,000,000	305,793,479	87
		Transport Connectivity & Asset Management Project (GOSL -WB)	17,510,000	13,500,788	77
		Marine Drive Extension up to Panadura	350,470,000	350,470,000	100
		Gap Financing of the Road Development Authority's Commitments	38,804,063,000	38,804,054,316	100
		Surveys, Investigations and Feasibility Studies	80,000,000	46,128,499	58
		Kandy Tunnel Construction Project GOSL- (EDCF Korea)	50,000,000	43,001,501	86
		Rehabilitation of the A 17 Road Corridor from Deniyaya to Rakwana (GOSL - OFID)	30,000,000	3,120,000	10
		Development of an Alternative Road Network to Access Main Roads and Expressways and to Ease the Traffic Congestion-2	53,113,640,000	52,529,631,543	99
		Inclusive Connectivity and Development Project (GOSL-WB)	2,233,298,000	1,942,341,165	87
		Inclusive Connectivity and Development Project (GOSL-WB)	70,000,000	47,830,403	68
		Kandy Multimodal Transport Terminal Development Project (GOSL - WB)	159,000,000	18,052,548	11
		Kandy Multimodal Transport Terminal Development Project (GOSL - WB)	100,000,000	7,730,903	8

**SCHEDULE II - STATEMENT OF CAPITAL INVESTMENT IN DEVELOPMENT PROJECTS - 2022**

Head No	Institution	Project Description	Provision (Rs.)	Expenditure (Rs.)	Expenditure as % of Provision
		Widening & Improvements of Roads - Jaffna District	100,000,000	88,889,828	89
		Widening & Improvements of Roads - Kilinochchi District	100,000,000	58,939,477	59
		Widening & Improvements of Roads - Mannar District	100,000,000	69,976,236	70
		Widening & Improvements of Roads - Colombo District	200,000,000	120,851,267	60
		Widening & Improvements of Roads - Vavuniya District	100,000,000	56,758,150	57
		Widening & Improvements of Roads - Mullaitivu District	100,000,000	12,375,789	12
		Widening & Improvements of Roads - Batticaloa District	100,000,000	14,904,087	15
		Widening & Improvements of Roads - Trincomalee District	100,000,000	12,126,223	12
		Widening & Improvements of Roads - Kurunegale District	120,000,000	56,617,883	47
		Widening & Improvements of Roads - Puttalam District	120,000,000	60,438,318	50
		Widening & Improvements of Roads - Polonnaruwa District	150,000,000	9,995,394	7
		Widening & Improvements of Roads - Pollonnaruwa District	100,000,000	12,902,458	13
		Widening & Improvements of Roads - Badulla District	120,000,000	109,065,954	91
		Widening & Improvements of Roads - Gampaha District	200,000,000	146,559,928	73
		Widening & Improvements of Roads - Monaragala District	120,000,000	8,437,407	7
		Widening & Improvements of Roads - Kegalle District	120,000,000	10,917,520	9
		Widening & Improvements of Roads - Rathnapura District	120,000,000	42,918,841	36
		Widening & Improvements of Roads - Tax Component	350,000,000	137,633,251	39
		Widening & Improvements of Roads - Kalutara District	200,000,000	22,837,674	11
		Widening & Improvements of Roads - Kandy District	190,000,000	46,859,818	25
		Widening & Improvements of Roads - Matale District	140,000,000	4,827,625	3
		Widening & Improvements of Roads - Matara District	140,000,000	108,308,979	77
		Widening & Improvements of Roads - Galle District	140,000,000	16,332,982	12
		Widening & Improvements of Roads - Hambantota District	140,000,000	132,804,914	95
		Reconstruction of 25 Bridges on National Highways (GOSL-Kuwait)	900,000,000	633,775,794	70

**SCHEDULE II - STATEMENT OF CAPITAL INVESTMENT IN DEVELOPMENT PROJECTS - 2022**

Head No	Institution	Project Description	Provision (Rs.)	Expenditure (Rs.)	Expenditure as % of Provision
		Reconstruction of 25 Bridges on National Highways (GOSL- Kuwait)	30,000,000	29,474,803	98
		Second New Kelani Bridge Construction Project (GOSL - JICA)	1,442,000,000	1,392,166,800	97
		Second New Kelani Bridge Construction Project (GOSL - JICA)	85,000,000	84,170,000	99
		Establishment of Bridge Maintenance System and Bridge Assessment Unit in the Road Development Authority (GOSL - JICA)	5,000,000	2,500,000	50
		Design and Construction of Flyovers in Kohuwala and Gatambe (GOSL- Hungary)	2,404,000,000	774,898,947	32
		Design and Construction of Flyovers in Kohuwala and Gatambe (GOSL- Hungary)	30,000,000	23,767,324	79
		Construction of Flyovers over the Railway Line at Uttharananda Mawatha and Near the Slave Island Railway Station	3,431,200,000	3,430,584,099	100
		Reconstruction of Damaged/Weak Bridges on National Highways	350,000,000	188,310,000	54
		Landslide Disaster Protection Project of National Road Network (GOSL- JICA)	34,850,000	34,833,414	100
118	Ministry of Agriculture	Upgrading the National Fertilizer Secretariat's District Offices	20,000,000	7,059,975	35
		Facilitation and Promotion of Liquid Milk Consumption	25,000,000	14,291,326	57
		Development of Small and Medium Scale Livestock Development - 1	72,000,000	42,506,069	59
		Climate Smart Irrigated Agriculture Project (CSIAP) (GOSL/WB)	2,100,000,000	1,999,681,217	95
		Development of Mini Dairy Cooperative Societies	560,000,000	379,875,303	68
		Development of Mini Dairy Cooperative Societies	200,000,000	1,369,401	1
119	Ministry of Power	Supporting Electricity Supply Reliability Improvement Project - Package 08	26,000,000	26,000,000	100
		Renewable Energy Development	80,000,000	36,495,925	46
123	Ministry of Urban Development and Housing	Urban Development Authority	300,000,000	134,500,000	45



**SCHEDULE II - STATEMENT OF CAPITAL INVESTMENT IN DEVELOPMENT PROJECTS - 2022**

Head No	Institution	Project Description	Provision (Rs.)	Expenditure (Rs.)	Expenditure as % of Provision
		Metro Colombo Solid Waste Management Project	2,700,000,000	2,700,000,000	100
		Beira Lake Rehabilitation and Redevelopment Project	29,000,000	29,000,000	100
		Improvement of Road Infrastructure in the Homagama Region (Tech City)	20,000,000	20,000,000	100
		Siyak Nagara / Urban Infrastructure & Township Development Programme	2,170,950,000	2,170,950,000	100
		Construction of Houses in Sobitha Thero Village in Anuradhapura - Indian Grant	40,000,000	18,074,481	45
		Construction of Houses in Sobitha Thero Village in Anuradhapura - Indian Grant	150,000,000	12,690,716	8
		Construction of 600 Houses under Model Village Housing Project in 25 Districts of Sri Lanka	45,000,000	23,665,000	53
		Housing Project (600 Houses) in Southern Province - 2017	20,000,000	10,000,000	50
		Housing Project (600 Houses) in Southern Province - 2017	120,000,000	18,855,000	16
		Housing Project (600 Houses) in Northern Province Sri Lanka - 2019	200,000,000	69,100,000	35
		Indian Grant Housing Project Phase II (600 Houses) in Southern Province - 2019	200,000,000	33,450,000	17
		Development of Training Infrastructure at Operator Training Center at Galkulma	25,000,000	8,084,000	32
		Renovation of Housing Scheme	25,000,000	25,000,000	100
		Implementation of UN Habitat Programme	3,750,000	1,474,883	39
		Middle Income Housing Project	15,000,000	15,000,000	100
		Estate Housing Programme	233,000,000	164,686,510	71
		Upgrading Vocational Training Centre in Hatton	5,000,000	4,292,397	86
		Indian Grant Assisted Housing Programme (Stage I)	95,000,000	34,854,600	37
		Indian Grant Assisted Housing Programme (Stage I)	165,000,000	154,032,738	93
		Infrastructure Development in the Plantation Sector	150,000,000	138,126,469	92
		Sri Lanka Land Development Corporation	500,000,000	500,000,000	100
		Weras Ganga Storm Water Drainage & Environment Improvement Project	480,000,000	479,999,789	100
		Restoration of Water Quality of Beira Lake	20,000,000	19,528,800	98

**SCHEDULE II - STATEMENT OF CAPITAL INVESTMENT IN DEVELOPMENT PROJECTS - 2022**

Head No	Institution	Project Description	Provision (Rs.)	Expenditure (Rs.)	Expenditure as % of Provision
		Oliyamulla Storm water Drainage and Environment	200,000,000	154,970,400	77
		kolonnawa Storm Water Drainage and Environment	100,000,000	61,691,600	62
		Marine Environment Protection Authority	20,000,000	15,000,000	75
		Development of Strategic Cities-Jaffna - ( GOSL-World Bank)	1,290,102,000	1,230,069,233	95
		Development of Strategic Cities-Jaffna - ( GOSL-World Bank)	190,000,000	188,414,597	99
		Development of Strategic Cities-Anuradhapura - ( GOSL-AFD)	850,000,000	847,216,935	100
		Development of Strategic Cities-Anuradhapura - ( GOSL-AFD)	126,531,695	115,749,748	91
		Urban Regeneration Programme	1,190,000,000	1,189,880,000	100
		Urban Regeneration Programme	5,202,536,243	5,202,536,243	100
		Urban Regeneration Programme	647,285,000	647,285,000	100
		Metro Colombo Urban Development Project - (GOSL-World Bank)	2,345,490,000	2,312,568,124	99
		Metro Colombo Urban Development Project - (GOSL-World Bank)	775,000,000	624,865,620	81
		Urban Project Preparatory Facility (GOSL-ADB)	14,280,536	14,280,536	100
		Urban Project Preparatory Facility (GOSL-ADB)	405,720	405,720	100
		Light Rail Transit System Project (GOSL-JICA)	1,715,000	1,715,000	100
		Development of Strategic Cities-Kandy and Galle (GOSL-World Bank)	9,898,000	9,526,239	96
126	Ministry of Education	Providing Electricity Facilities (through National Grid or Solar) for the Schools	9,600,000	6,739,916	70
130	Ministry of Public Services, Provincial Councils and Local Government	Transport Connectivity and Asset Management Project (Provincial Road Development Project) (GOSL/WB)	4,367,000,000	4,365,397,405	100
		Transport Connectivity and Asset Management Project (Provincial Road Development Project) (GOSL/WB)	50,000,000	41,815,962	84
		Construction of Rural Bridges (GOSL/UK)	450,000,000	447,708,842	99
		Construction of Rural Bridges (GOSL/Netherlands)	400,000,000	378,789,773	95
		Construction of Rural Bridges (GOSL/Netherlands)	41,083,000	41,069,725	100
		Rural Bridges Project (GOSL/DRIVE - Netherlands)	300,000,000	207,265,227	69

**SCHEDULE II - STATEMENT OF CAPITAL INVESTMENT IN DEVELOPMENT PROJECTS - 2022**

Head No	Institution	Project Description	Provision (Rs.)	Expenditure (Rs.)	Expenditure as % of Provision
		Rural Bridges Project (GOSL/ DRIVE - Netherlands)	12,000,000	4,371,539	36
		Greater Colombo Wastewater Management Project (GOSL/ ADB)	700,000,000	621,212,215	89
		Greater Colombo Wastewater Management Project (GOSL/ ADB)	100,000,000	99,380,700	99
		Greater Colombo Water and Wastewater Investment Management Programme - Tranche 2 (GOSL/ ADB)	1,027,700,000	1,017,612,433	99
		Greater Colombo Water and Wastewater Investment Management Programme - Tranche 2 (GOSL/ ADB)	250,000,000	108,500,000	43
		Greater Colombo Water and Wastewater Improvement Investment Programme - Tranche 3 (GOSL/ ADB)	1,000,000,000	423,570,499	42
		Greater Colombo Water and Wastewater Improvement Investment Programme - Tranche 3 (GOSL/ ADB)	191,697,400	42,641,145	22
149	Ministry of Industries	Upgrading and Modernization of Main and Mini Industrial Estates	25,000,000	1,897,777	8
		Industrial Estates Development Programme	200,000,000	152,244,135	76
		Create Dedicated Zone for Textile Manufacturing and Related Industries - Eravur	160,000,000	160,000,000	100
		Establishment of Small and Medium Scale Industrial Zones	100,000,000	62,417,098	62
151	Ministry of Fisheries	Northern Province Sustainable Fishery Development Programme	10,000,000	14,000	0
		Fisheries Sector Infrastructure Development	2,000,000,000	1,473,102,982	74
		Fisheries and Aquatic Sector Development	1,000,000,000	610,770,905	61
		Fisheries Sector Infrastructure Development	276,000,000	205,354,069	74
161	Ministry of Wildlife and Forest Conservation	Wildlife Protection	600,000,000	509,388,568	85
		Ecosystem Conservation & Management Project	1,416,700,000	1,310,606,041	93
		Ecosystem Conservation & Management Project	10,000,000	3,849,156	38
		Forest Conservation	400,000,000	300,225,211	75
166	Ministry of Water Supply	Implementation of Rain Water Harvesting Programme	17,089,226	17,089,226	100

**SCHEDULE II - STATEMENT OF CAPITAL INVESTMENT IN DEVELOPMENT PROJECTS - 2022**

Head No	Institution	Project Description	Provision (Rs.)	Expenditure (Rs.)	Expenditure as % of Provision
		Catchment Protection & Prevention of Pollution at Sources	2,910,774	1,000,000	34
		South Asia Conference on Sanitation Follow up Action - All Island Sanitation Programme	10,000,000	9,145,000	91
		Improvement of Rural Water Supply and Sanitation	45,853,481	38,188,858	83
		Prevention of Water Borne Diseases in Chronic Kidney Diseases Affected Areas	54,146,519	53,371,853	99
		Water Supply Facilities for Resettlement Village in Kegalle District	30,000,000	13,294,099	44
		Water Supply and Sanitation Improvement Project (GOSL-WB)	3,050,000,000	2,967,952,477	97
		Water Supply and Sanitation Improvement Project (GOSL-WB)	150,000,000	150,000,000	100
		China-Sri Lanka Grant Research Project (for the Investigation of Chronic Kidney Disease)	480,978,033	480,977,897	100
		China-Sri Lanka Grant Research Project (for the Investigation of Chronic Kidney Disease)	24,000,000	23,925,771	100
		WASH Knowledge and Skills Development of Teachers and Frontline Healthcare Workers (UNICEF)	10,000,000	8,020,439	80
		Project for Enhancement of Operational Efficiency and Asset Management Capacity of Regional Support Centre - Western South of NWS&DB in Sri Lanka(GOSL / JICA)	32,886,000	32,885,174	100
176	Ministry of Ports and Shipping	Provide infrastructure facilities for Industrial Zones/ Parks	2,500,000,000	697,074,501	28
		Port Access Elevated Highway Project (GOSL - ADB)	960,000,000	280,218,286	29
		Feasibility Study for Colombo North Port Development Project (GOSL - ADB)	737,178,000	506,136,839	69
		Feasibility Study for Colombo North Port Development Project (GOSL - ADB)	86,461,360	46,331,709	54
194	Ministry of Youth and Sports	Development of Sports Infrastructure	40,000,000	19,832,019	50
198	Ministry of Irrigation	Agriculture and Livestock Programme Implemented by Sri Lanka Mahaweli Authority	193,000,000	160,740,732	83
		Ridimaliyadda Integrated Development Project	40,000,000	33,997,280	85

**SCHEDULE II - STATEMENT OF CAPITAL INVESTMENT IN DEVELOPMENT PROJECTS - 2022**

Head No	Institution	Project Description	Provision (Rs.)	Expenditure (Rs.)	Expenditure as % of Provision
		Welioya Integrated Development Project	40,000,000	37,666,000	94
		Rambakan Oya Integrated Development Project	60,000,000	46,635,988	78
		Rural Tank Development Project	993,000,000	780,082,968	79
		Minor Irrigation Development and Catchment Area Protection	1,500,000,000	819,672,318	55
		Lower Malwathuoya Multisector Development Project	517,000,000	495,635,834	96
		Gin Nilwala Diversion Project	25,000,000	19,191,728	77
		Productivity Enhancement and Irrigation System Efficiency Management Project	100,000,000	78,659,960	79
		Moragahakanda and Kaluganga Reservoir Project (GOSL - China, Kuwait & Saudi)	2,615,000,000	2,302,012,625	88
		Moragahakanda and Kaluganga Reservoir Project (GOSL - China, Kuwait & Saudi)	1,141,291,995	1,135,967,958	100
		Moragahakanda and Kaluganga Reservoir Project (GOSL - China, Kuwait & Saudi)	52,435,025	52,435,025	100
		Moragahakanda and Kaluganga Reservoir Project (GOSL - China, Kuwait & Saudi)	411,847,242	26,847,242	7
		Uma Oya Diversion Project	4,200,000,000	4,007,855,900	95
		Mahaweli Water Security Investment Programme (GOSL-ADB)	16,500,000,000	16,492,956,393	100
		Mahaweli Water Security Investment Programme (GOSL-ADB)	2,895,000,000	1,170,611,144	40
		Irrigation Development Plan for Peripheral Area of Settlers in Pelawatta Sugar Plantation Area	60,000,000	54,508,676	91
		Kivul Oya Reservoir Project	100,000,000	31,648,523	32
		Barrack Plane Lake Development Project - Nuwara Eliya	54,000,000	49,579,372	92
		Integrated Watershed and Water Resources Management Project (WB)	2,443,000,000	454,256,036	19
		Integrated Watershed and Water Resources Management Project (WB)	57,000,000	2,303,851	4
		Pilot Farm Land Consolidation Study Project (Japan)	50,000,000	29,460,479	59
		Pilot Farm Land Consolidation Study Project (Japan)	8,800,000	8,766,668	100

**SCHEDULE II - STATEMENT OF CAPITAL INVESTMENT IN DEVELOPMENT PROJECTS - 2022**

Head No	Institution	Project Description	Provision (Rs.)	Expenditure (Rs.)	Expenditure as % of Provision
		Climate Resilience Multi-Phase Programmatic Approach (CResMIPA) - Flood Early Warning and Kelani Climate Resilience (WB)	540,000,000	75,937,719	14
		Climate Resilience Multi-Phase Programmatic Approach (CResMIPA) - Flood Early Warning and Kelani Climate Resilience (WB)	30,000,000	788,423	3
		Project Implements Under "Wari Saubhagya Programme"	2,333,425,737	524,291,902	22
		Talpitigala Reservoir	350,000,000	199,215,087	57
		Rehabilitation of Major and Medium Irrigation Schemes Including Emergency Infrastructure Rehabilitation Works	150,000,000	141,249,278	94
202	Department of Muslim Religious and Cultural Affairs	Contraction of Islamic Cultural Centers & Improvement of Mosque	6,000,000	5,888,179	98
204	Department of Hindu Religious and Cultural Affairs	Renovation, Rehabilitation of Infrastructure Facilities of Hindu Temples	31,000,000	31,000,000	100
209	Department of National Archives	Archival Management Project	28,655,500	28,655,500	100
		Computerization of Indices at the National Archives of Sri Lanka	5,000,000	2,336,208	47
219	Department of Sports Development	Other Capital Expenditure	15,000,000	11,747,070	78
223	Sri Lanka Navy	Construction of Quay at Dockyard - Trincomalee	906,000,000	870,940,159	96
		Enhancement of Infrastructure Facilities at SLN Dockyard Incorporated with Floating Dock	20,000,000	16,418,995	82
		Other Capital Expenditure	130,000,000	114,153,691	88
237	Department of National Planning	Promoting Autonomy, Literacy and Attentiveness through Market Alliance (PALAM/ A) Project in Sri Lanka	1,656,065,876	1,656,065,876	100
		Promoting Autonomy, Literacy and Attentiveness through Market Alliance (PALAM/ A) Project in Sri Lanka	14,200,000	14,185,300	100
281	Department of Agrarian Development	Development of Minor Irrigation Systems and Abundant Paddy Lands - 1	735,000,000	325,917,005	44
282	Department of Irrigation	Ellewewa Reservoir	100,000,000	93,199,253	93
		Rehabilitation of Kudawilachchiya Reservoir	86,000,000	56,752,646	66

**SCHEDULE II - STATEMENT OF CAPITAL INVESTMENT IN DEVELOPMENT PROJECTS - 2022**

Head No	Institution	Project Description	Provision (Rs.)	Expenditure (Rs.)	Expenditure as % of Provision
		Rehabilitation of Dematagalla Tank	10,000,000	1,653,003	17
		Uma Oya Downstream Development Project (Construction of Alikota Ara Storage Reservoir and Kuda Oya Storage Reservoir)	2,060,000,000	2,006,672,433	97
		Hibiliyakada Waththegedara Irrigation Infrastructure Development Project	271,000,000	221,610,430	82
284	Department of Wildlife Conservation	Other Capital Expenditure	2,000,000	1,869,168	93
		Improvement of Road Network in National Parks	19,000,000	8,522,405	45
		Habitat Enrichment for Wildlife	78,700,000	47,820,175	61
285	Department of Agriculture	Agricultural Extension and Training - 1	160,000,000	58,709,496	37
289	Department of Export Agriculture	Other Capital Expenditure	2,000,000	2,000,000	100
		Other Capital Expenditure	2,000,000	1,265,200	63
290	Department of Fisheries and Aquatic Resources	Habitat Enrichment for Fish Production in Coastal Area	11,300,000	2,753,819	24
311	Department of National Physical Planning	Physical Plans and Research Activities	5,200,000	2,894,352	56
322	Department of National Botanical Gardens	Development of Royal Botanical Garden Project	35,500,000	35,195,748	99
332	Department of National Community Water Supply	Improvement of Community Water Supply	100,000,000	72,359,668	72
		Development of Water Safety Plans for Community Managed Water Schemes	3,696,000	1,375,552	37
		"Praja Jala Abhiman" Water Supply Scheme	500,000,000	399,415,618	80
336	Merchant Shipping Secretariat	System of Issuing Certificate of Competencies & Seafarer Continuous Discharge Certificate with Biometric to Comply with Seafarer Identity	10,700,000	10,609,746	99
	<b>Total</b>		<b>332,225,744,737</b>	<b>271,129,449,783</b>	

### Schedule III - HEAD-WISE SUMMARY OF BUDGETARY PROVISION AND EXPENDITURE - 2022

Head	Institution	Rs.'000											
		Total				Recurrent				Capital			
		Provision	Expenditure	Savings	%	Provision	Expenditure	Savings	%	Provision	Expenditure	Savings	%
1	His Excellency the President	3,044,964	2,732,324	312,640	90	2,421,306	2,193,382	227,924	91	623,658	538,942	84,716	86
2	Office of the Prime Minister	1,442,750	1,310,447	132,303	91	1,209,450	1,082,133	127,317	89	233,300	228,314	4,986	98
4	Judges of the Superior Courts	423,876	410,144	13,732	97	413,076	405,476	7,600	98	10,800	4,667	6,133	43
5	Office of the Cabinet of Ministers	217,950	162,406	55,544	75	182,960	137,665	45,295	75	34,990	24,740	10,250	71
6	Office of the Public Service Commission	303,963	287,142	16,821	94	291,820	276,729	15,091	95	12,143	10,413	1,730	86
7	Judicial Service Commission	100,542	87,030	13,512	87	99,442	86,681	12,761	87	1,100	349	751	32
8	National Police Commission	153,010	145,562	7,448	95	147,839	141,183	6,655	95	5,171	4,378	793	85
9	Administrative Appeals Tribunal	32,105	30,789	1,316	96	31,905	30,589	1,316	96	200	200	0	100
10	Commission to Investigate Allegations of Bribery or Corruption	591,445	550,119	41,326	93	575,439	537,427	38,012	93	16,006	12,692	3,314	79
11	Office of the Finance Commission	100,876	87,345	13,531	87	97,826	84,518	13,308	86	3,050	2,827	223	93
13	Human Rights Commission of Sri Lanka	238,892	224,873	14,019	94	235,300	222,767	12,533	95	3,592	2,106	1,486	59
16	Parliament	3,439,810	3,248,024	191,786	94	3,300,810	3,199,458	101,352	97	139,000	48,566	90,434	35
17	Office of the Leader of the House of Parliament	65,150	64,383	767	99	63,570	63,007	563	99	1,580	1,376	204	87
18	Office of the Chief Govt. Whip of Parliament	159,085	122,422	36,663	77	157,785	121,649	36,136	77	1,300	773	527	59
19	Office of the Leader of the Opposition of Parliament	199,080	194,873	4,207	98	183,080	180,629	2,451	99	16,000	14,244	1,756	89
20	Election Commission	928,240	875,548	52,692	94	867,240	852,335	14,905	98	61,000	23,213	37,787	38
21	National Audit Office	2,132,580	2,089,740	42,840	98	2,112,080	2,074,682	37,398	98	20,500	15,057	5,443	73
22	Office of the Parliamentary Commissioner for Administration	28,850	25,375	3,475	88	28,650	25,370	3,280	89	200	5	195	3
25	Delimitation Commission	15,985	14,100	1,885	88	15,910	14,082	1,828	89	75	18	58	23
101	Ministry of Buddha Sasana, Religious and Cultural Affairs	1,992,684	1,764,710	227,974	89	1,436,839	1,288,632	148,207	90	555,845	476,078	79,767	86
102	Ministry of Finance	4,065,231	2,862,678	1,202,553	70	2,019,178	1,618,546	400,631	80	2,046,053	1,244,131	801,922	61
103	Ministry of Defence	29,339,416	27,260,528	2,078,888	93	14,933,826	14,522,172	411,654	97	14,405,590	12,738,355	1,667,235	88
105	Ministry of Mass Media	749,900	565,857	184,043	75	468,000	431,769	36,231	92	281,900	134,089	147,811	48
110	Ministry of Justice	8,254,925	4,849,150	3,405,775	59	2,734,695	2,338,619	396,076	86	5,520,230	2,510,532	3,009,698	45
111	Ministry of Health	256,586,139	240,852,198	15,733,941	94	211,148,000	207,456,170	3,691,830	98	45,438,139	33,396,028	12,042,111	73
112	Foreign Ministry	17,860,010	14,798,255	3,061,755	83	17,379,611	14,704,722	2,674,889	85	480,399	93,533	386,866	19
116	Ministry of Trade	8,452,980	7,829,326	623,654	93	4,074,530	3,618,237	456,293	89	4,378,450	4,211,090	167,360	96
117	Ministry of Highways	272,061,800	214,962,402	57,099,398	79	11,142,478	10,253,258	889,220	92	260,919,322	204,709,144	56,210,179	78
118	Ministry of Agriculture	123,052,375	95,151,012	27,901,363	77	91,588,214	66,896,575	24,691,639	73	31,464,161	28,254,437	3,209,724	90
119	Ministry of Power	274,954,939	267,443,869	7,511,070	97	786,958	650,443	136,515	83	274,167,981	266,793,425	7,374,556	97
122	Ministry of Lands	3,385,000	2,573,046	811,954	76	653,000	581,738	71,262	89	2,732,000	1,991,309	740,691	73
123	Ministry of Urban Development and Housing	25,871,838	24,051,382	1,820,456	93	2,162,265	2,033,889	128,376	94	23,709,573	22,017,493	1,692,080	93
126	Ministry of Education	138,966,450	122,414,144	16,552,306	88	106,947,545	100,002,892	6,944,653	94	32,018,905	22,411,253	9,607,652	70



### Schedule III - HEAD-WISE SUMMARY OF BUDGETARY PROVISION AND EXPENDITURE - 2022

Head	Institution	Rs.'000											
		Total				Recurrent				Capital			
		Provision	Expenditure	Savings	%	Provision	Expenditure	Savings	%	Provision	Expenditure	Savings	%
130	Ministry of Public Services, Provincial Councils and Local Government	64,096,000	56,149,599	7,946,401	88	42,691,624	39,891,973	2,799,651	93	21,404,376	16,257,625	5,146,750	76
135	Ministry of Plantation	13,801,385	10,431,848	3,369,537	76	3,782,338	3,606,048	176,291	95	10,019,047	6,825,801	3,193,246	68
149	Ministry of Industries	4,287,090	3,327,359	959,731	78	1,940,733	1,623,328	317,405	84	2,346,357	1,704,031	642,326	73
151	Ministry of Fisheries	6,415,575	5,227,161	1,188,414	81	2,919,671	2,793,536	126,135	96	3,495,904	2,433,625	1,062,279	70
160	Ministry of Environment	1,691,375	1,510,801	180,574	89	1,228,375	1,222,663	5,712	100	463,000	288,138	174,862	62
161	Ministry of Wildlife and Forest Conservation	2,707,200	2,329,451	377,749	86	270,100	200,092	70,008	74	2,437,100	2,129,359	307,741	87
166	Ministry of Water Supply	32,223,708	31,156,523	1,067,185	97	442,678	407,049	35,629	92	31,781,030	30,749,474	1,031,556	97
171	Ministry of Women, Child Affairs and Social Empowerment	32,638,686	18,645,815	13,992,871	57	28,061,769	14,684,118	13,377,651	52	4,576,917	3,961,697	615,220	87
176	Ministry of Ports and Shipping	6,413,614	2,799,698	3,613,917	44	930,898	870,906	59,992	94	5,482,716	1,928,791	3,553,925	35
186	Ministry of Technology	3,728,240	2,426,751	1,301,489	65	1,185,065	1,007,147	177,918	85	2,543,175	1,419,604	1,123,571	56
187	Ministry of Investment Promotion	144,600	121,105	23,495	84	137,440	116,372	21,068	85	7,160	4,733	2,427	66
189	Ministry of Public Security	12,094,630	11,274,310	820,320	93	10,828,490	10,414,758	413,732	96	1,266,140	859,552	406,588	68
193	Ministry of Labour	1,774,850	1,671,391	103,459	94	1,529,850	1,498,264	31,586	98	245,000	173,127	71,873	71
194	Ministry of Youth and Sports	5,840,584	4,106,238	1,734,346	70	4,138,189	3,314,771	823,418	80	1,702,395	791,467	910,928	46
198	Ministry of Irrigation	63,670,000	49,397,498	14,272,502	78	3,661,000	3,580,398	80,602	98	60,009,000	45,817,100	14,191,900	76
201	Department of Buddhist Affairs	1,276,500	1,180,604	95,896	92	1,209,917	1,131,762	78,154	94	66,583	48,841	17,742	73
202	Department of Muslim Religious and Cultural Affairs	153,000	122,010	30,990	80	137,000	107,589	29,411	79	16,000	14,421	1,579	90
203	Department of Christian Religious Affairs	183,000	168,297	14,703	92	171,000	159,127	11,873	93	12,000	9,170	2,830	76
204	Department of Hindu Religious and Cultural Affairs	247,000	225,334	21,666	91	211,500	190,385	21,115	90	35,500	34,949	551	98
205	Department of Public Trustee	76,000	70,661	5,339	93	73,000	68,282	4,718	94	3,000	2,378	622	79
206	Department of Cultural Affairs	875,000	747,465	127,535	85	760,000	710,546	49,454	93	115,000	36,920	78,080	32
207	Department of Archaeology	1,388,000	1,185,860	202,140	85	1,271,720	1,100,421	171,299	87	116,281	85,439	30,842	73
208	Department of National Museums	447,000	329,218	117,782	74	275,000	257,263	17,737	94	172,000	71,955	100,045	42
209	Department of National Archives	281,000	191,034	89,966	68	168,000	134,974	33,026	80	113,000	56,060	56,940	50
210	Department of Information	396,000	295,747	100,253	75	315,000	270,774	44,226	86	81,000	24,973	56,027	31
211	Department of Government Printer	3,390,000	3,164,439	225,561	93	3,245,000	3,066,042	178,958	94	145,000	98,397	46,603	68
212	Department of Examinations	4,709,000	4,580,546	128,454	97	4,619,000	4,550,821	68,179	99	90,000	29,724	60,276	33
213	Department of Educational Publications	171,000	116,350	54,650	68	86,650	79,540	7,110	92	84,350	36,809	47,541	44
214	University Grants Commission	61,564,000	58,017,056	3,546,944	94	56,864,000	54,974,913	1,889,087	97	4,700,000	3,042,143	1,657,857	65
215	Department of Technical Education and Training	2,377,000	2,183,390	193,610	92	2,267,000	2,148,877	118,123	95	110,000	34,514	75,486	31
216	Department of Social Services	825,500	775,392	50,108	94	786,250	758,898	27,352	97	39,250	16,494	22,756	42
217	Department of Probation and Child Care Services	433,915	425,112	8,803	98	370,740	365,877	4,863	99	63,175	59,235	3,940	94
219	Department of Sports Development	981,100	801,517	179,583	82	778,569	620,471	158,098	80	202,531	181,045	21,486	89

### Schedule III - HEAD-WISE SUMMARY OF BUDGETARY PROVISION AND EXPENDITURE - 2022

Rs.'000													
Head	Institution	Total				Recurrent				Capital			
		Provision	Expenditure	Savings	%	Provision	Expenditure	Savings	%	Provision	Expenditure	Savings	%
220	Department of Ayurveda	1,959,646	1,867,242	92,403	95	1,924,044	1,839,206	84,838	96	35,602	28,036	7,566	79
221	Department of Labour	2,944,000	2,578,282	365,718	88	2,489,000	2,298,071	190,929	92	455,000	280,211	174,789	62
222	Sri Lanka Army	205,787,252	193,691,205	12,096,047	94	200,913,252	189,519,389	11,393,863	94	4,874,000	4,171,816	702,184	86
223	Sri Lanka Navy	68,845,455	61,429,009	7,416,446	89	61,930,315	55,614,108	6,316,207	90	6,915,140	5,814,901	1,100,239	84
224	Sri Lanka Air Force	55,235,705	42,016,452	13,219,253	76	42,963,415	37,434,505	5,528,910	87	12,272,290	4,581,947	7,690,343	37
225	Department of Police	100,779,620	95,133,448	5,646,172	94	94,368,560	90,615,700	3,752,860	96	6,411,060	4,517,748	1,893,312	70
226	Department of Immigration and Emigration	3,822,810	3,525,492	297,318	92	2,017,310	2,006,816	10,494	99	1,805,500	1,518,675	286,825	84
227	Department of Registration of Persons	1,786,600	1,686,534	100,066	94	1,461,120	1,383,693	77,427	95	325,480	302,841	22,639	93
228	Courts Administration	11,175,600	10,616,079	559,521	95	8,970,450	8,844,864	125,586	99	2,205,150	1,771,214	433,936	80
229	Department of Attorney General	1,886,940	1,743,881	143,059	92	1,613,130	1,600,012	13,118	99	273,810	143,869	129,941	53
230	Department of Legal Draftsman	136,830	133,196	3,634	97	135,680	132,510	3,170	98	1,150	686	464	60
231	Department of Debt Conciliation Board	40,630	37,013	3,617	91	39,900	36,912	2,988	93	730	101	629	14
232	Department of Prisons	9,105,600	8,395,923	709,677	92	8,705,890	8,068,960	636,930	93	399,710	326,963	72,747	82
233	Department of Government Analyst	677,260	530,966	146,294	78	496,210	473,207	23,003	95	181,050	57,759	123,291	32
234	Registrar of the Supreme Court	311,580	300,416	11,164	96	309,550	299,466	10,084	97	2,030	951	1,079	47
235	Department of Law Commission	18,380	15,966	2,414	87	17,780	15,734	2,046	88	600	232	368	39
236	Department of Official Languages	174,000	159,601	14,399	92	171,000	156,965	14,035	92	3,000	2,635	365	88
237	Department of National Planning	189,919,620	165,615,564	24,304,056	87	132,855,675	109,099,855	23,755,819	82	57,063,945	56,515,709	548,237	99
238	Department of Fiscal Policy	81,105	69,463	11,642	86	80,424	69,051	11,373	86	681	412	270	60
239	Department of External Resources	2,739,552	2,630,874	108,678	96	338,018	232,797	105,221	69	2,401,534	2,398,077	3,457	100
240	Department of National Budget	1,185,116	281,935	903,180	24	907,116	196,563	710,553	22	278,000	85,373	192,627	31
241	Department of Public Enterprises	137,036,180	136,995,671	40,509	100	99,887	99,334	553	99	136,936,293	136,896,338	39,955	100
242	Department of Management Services	119,920	92,859	27,061	77	117,520	92,055	25,465	78	2,400	804	1,596	34
243	Department of Development Finance	39,700,110	32,639,955	7,060,154	82	20,959,605	20,333,264	626,341	97	18,740,505	12,306,692	6,433,813	66
244	Department of Trade and Investment Policy	67,473	63,454	4,019	94	65,248	63,310	1,938	97	2,225	144	2,081	6
245	Department of Public Finance	93,090	89,528	3,562	96	86,990	83,507	3,483	96	6,100	6,021	79	99
246	Department of Inland Revenue	9,647,099	8,713,095	934,004	90	4,512,405	4,081,570	430,835	90	5,134,694	4,631,525	503,169	90
247	Sri Lanka Customs	5,180,658	4,696,897	483,761	91	3,610,033	3,185,771	424,262	88	1,570,625	1,511,126	59,499	96
248	Department of Excise	2,021,550	1,839,224	182,326	91	1,824,550	1,770,977	53,573	97	197,000	68,247	128,753	35
249	Department of Treasury Operations	3,153,915,314	3,003,289,054	150,626,260	95	1,643,434,454	1,570,824,325	72,610,129	96	1,510,480,860	1,432,464,729	78,016,131	95
250	Department of State Accounts	104,138	87,091	17,047	84	85,588	83,280	2,308	97	18,550	3,811	14,739	21
251	Department of Valuation	577,700	537,805	39,895	93	548,000	523,969	24,031	96	29,700	13,836	15,864	47
252	Department of Census and Statistics	1,636,000	1,104,582	531,418	68	1,090,300	1,035,829	54,471	95	545,700	68,753	476,947	13
253	Department of Pension	360,515,000	350,069,784	10,445,216	97	360,473,000	350,053,607	10,419,393	97	42,000	16,177	25,823	39
254	Department of Registrar General	2,622,000	2,526,697	95,303	96	2,524,000	2,481,590	42,410	98	98,000	45,108	52,892	46
255	District Secretariat, Colombo	2,186,000	1,961,598	224,402	90	1,107,000	1,015,367	91,633	92	1,079,000	946,231	132,769	88
256	District Secretariat, Gampaha	2,674,000	2,600,827	73,173	97	1,394,000	1,365,402	28,598	98	1,280,000	1,235,425	44,575	97

### Schedule III - HEAD-WISE SUMMARY OF BUDGETARY PROVISION AND EXPENDITURE - 2022

Rs.'000													
Head	Institution	Total				Recurrent				Capital			
		Provision	Expenditure	Savings	%	Provision	Expenditure	Savings	%	Provision	Expenditure	Savings	%
257	District Secretariat, Kalutara	1,595,000	1,543,056	51,944	97	1,271,000	1,244,520	26,480	98	324,000	298,536	25,464	92
258	District Secretariat, Kandy	2,450,000	2,349,594	100,406	96	1,679,000	1,608,973	70,027	96	771,000	740,622	30,378	96
259	District Secretariat, Matale	1,098,000	1,071,980	26,020	98	891,000	870,260	20,740	98	207,000	201,720	5,280	97
260	District Secretariat, Nuwara-Eliya	994,000	920,979	73,021	93	608,000	583,986	24,014	96	386,000	336,993	49,007	87
261	District Secretariat, Galle	2,498,000	2,276,203	221,797	91	1,596,000	1,547,353	48,647	97	902,000	728,850	173,150	81
262	District Secretariat , Matara	1,612,000	1,549,990	62,010	96	1,361,000	1,334,024	26,976	98	251,000	215,965	35,035	86
263	District Secretariat , Hambantota	1,220,565	1,144,959	75,606	94	1,015,000	950,994	64,006	94	205,565	193,964	11,601	94
264	District Secretariat/ Kachcheri - Jaffna	1,561,000	1,559,968	1,032	100	1,239,000	1,238,361	639	100	322,000	321,608	392	100
265	District Secretariat/ Kachcheri - Mannar	440,000	400,936	39,064	91	317,500	291,913	25,587	92	122,500	109,024	13,476	89
266	District Secretariat/ Kachcheri - Vavuniya	431,000	394,915	36,085	92	301,000	282,688	18,312	94	130,000	112,227	17,773	86
267	District Secretariat/ Kachcheri - Mullaitivu	624,000	580,753	43,247	93	373,500	356,567	16,933	95	250,500	224,187	26,313	89
268	District Secretariat/ Kachcheri - Killinochchi	509,000	483,351	25,649	95	359,000	337,898	21,102	94	150,000	145,453	4,547	97
269	District Secretariat/ Kachcheri - Batticaloa	1,878,000	1,643,553	234,447	88	983,000	966,689	16,311	98	895,000	676,864	218,136	76
270	District Secretariat, Ampara	1,794,000	1,750,035	43,965	98	1,273,000	1,241,928	31,072	98	521,000	508,107	12,893	98
271	District Secretariat/ Kachcheri - Trincomalee	1,117,000	797,668	319,332	71	612,000	580,511	31,489	95	505,000	217,157	287,843	43
272	District Secretariat, Kurunegala	2,923,000	2,791,688	131,312	96	2,405,000	2,321,902	83,098	97	518,000	469,786	48,214	91
273	District Secretariat, Puttalam	1,314,000	1,214,394	99,606	92	915,000	875,631	39,369	96	399,000	338,763	60,237	85
274	District Secretariat, Anuradhapura	1,505,000	1,469,534	35,466	98	1,158,000	1,131,410	26,590	98	347,000	338,124	8,876	97
275	District Secretariat - Polonnaruwa	903,000	813,293	89,707	90	598,000	541,442	56,558	91	305,000	271,851	33,149	89
276	District Secretariat - Badulla	1,604,000	1,292,128	311,872	81	987,000	918,699	68,301	93	617,000	373,428	243,572	61
277	District Secretariat, Monaragala	940,000	784,608	155,392	83	669,000	645,192	23,808	96	271,000	139,416	131,584	51
278	District Secretariat, Rathnapura	1,517,506	1,436,567	80,939	95	1,220,000	1,167,040	52,960	96	297,506	269,527	27,979	91
279	District Secretariat, Kegalle	1,665,000	1,509,622	155,378	91	1,114,900	1,077,629	37,271	97	550,100	431,993	118,107	79
280	Department of Project Management and Monitoring	127,500	82,786	44,714	65	89,000	82,590	6,410	93	38,500	196	38,304	1
281	Department of Agrarian Development	10,052,700	9,212,326	840,374	92	8,839,200	8,686,591	152,609	98	1,213,500	525,736	687,764	43
282	Department of Irrigation	9,662,000	8,691,339	970,661	90	3,595,500	3,553,971	41,529	99	6,066,500	5,137,367	929,133	85
283	Department of Forests	2,209,000	2,113,564	95,436	96	1,643,000	1,581,485	61,515	96	566,000	532,078	33,922	94
284	Department of Wildlife Conservation	2,256,000	2,161,466	94,534	96	2,029,000	2,013,459	15,541	99	227,000	148,007	78,993	65
285	Department of Agriculture	6,987,800	6,405,773	582,027	92	5,367,800	5,138,752	229,048	96	1,620,000	1,267,022	352,978	78
286	Department of Land Commissioner General	579,970	489,198	90,772	84	509,370	467,612	41,758	92	70,600	21,586	49,014	31
287	Department of Land Title Settlement	582,646	578,794	3,852	99	573,146	572,241	905	100	9,500	6,553	2,947	69
288	Department of Surveyor General of Sri Lanka	4,595,510	4,187,501	408,009	91	4,321,710	4,125,819	195,891	95	273,800	61,682	212,118	23
289	Department of Export Agriculture	1,102,000	1,035,161	66,839	94	821,000	770,841	50,159	94	281,000	264,320	16,680	94

### Schedule III - HEAD-WISE SUMMARY OF BUDGETARY PROVISION AND EXPENDITURE - 2022

Rs.'000													
Head	Institution	Total				Recurrent				Capital			
		Provision	Expenditure	Savings	%	Provision	Expenditure	Savings	%	Provision	Expenditure	Savings	%
290	Department of Fisheries and Aquatic Resources	1,025,725	988,590	37,135	96	718,119	693,618	24,501	97	307,606	294,972	12,634	96
291	Department of Coast Conservation and Coastal Resource Management	527,745	490,210	37,535	93	336,660	324,443	12,217	96	191,085	165,768	25,318	87
292	Department of Animal Production and Health	1,187,600	1,109,292	78,308	93	698,600	678,994	19,606	97	489,000	430,298	58,702	88
293	Department of Rubber Development	1,114,000	1,026,678	87,322	92	398,000	359,866	38,134	90	716,000	666,812	49,188	93
294	Department of National Zoological Gardens	749,000	691,408	57,592	92	569,000	545,499	23,501	96	180,000	145,909	34,091	81
295	Department of Commerce	206,300	103,833	102,467	50	198,300	98,703	99,597	50	8,000	5,130	2,870	64
296	Department of Import and Export Control	140,405	117,034	23,371	83	108,155	106,551	1,604	99	32,250	10,483	21,767	33
297	Department of Registrar of Companies	80,690	76,661	4,029	95	80,690	76,661	4,029	95	0	0	0	0
298	Department of Measurement Units, Standards and Services	170,300	169,321	979	99	170,300	169,321	979	99	0	0	0	0
299	National Intellectual Property Office of Sri Lanka	48,000	46,651	1,349	97	48,000	46,651	1,349	97	0	0	0	0
300	Department of Food Commissioner	452,000	100,842	351,158	22	88,400	84,613	3,787	96	363,600	16,229	347,371	4
301	Department of Co-operative Development (Registrar of Co-operative Societies)	94,000	90,528	3,472	96	72,800	71,042	1,758	98	21,200	19,486	1,714	92
302	Co-operative Employees Commission	21,700	19,400	2,300	89	20,300	18,232	2,068	90	1,400	1,168	232	83
303	Department of Textile Industries	345,500	340,504	4,996	99	314,249	309,424	4,825	98	31,251	31,080	171	99
304	Department of Meteorology	791,770	369,224	422,546	47	366,740	351,590	15,150	96	425,030	17,634	407,396	4
306	Department of Sri Lanka Railways	42,697,150	42,531,431	165,719	100	23,546,800	23,512,620	34,180	100	19,150,350	19,018,811	131,539	99
307	Department of Motor Traffic	2,555,000	1,835,894	719,106	72	1,585,000	1,329,384	255,616	84	970,000	506,509	463,491	52
308	Department of Posts	16,726,000	16,275,630	450,370	97	16,374,000	16,100,875	273,125	98	352,000	174,755	177,245	50
309	Department of Buildings	557,910	537,277	20,633	96	530,270	510,835	19,435	96	27,641	26,442	1,198	96
310	Department of Government Factories	200,430	175,283	25,147	87	149,630	143,710	5,920	96	50,800	31,572	19,228	62
311	Department of National Physical Planning	213,640	184,217	29,423	86	184,480	175,978	8,502	95	29,160	8,239	20,921	28
312	Western Provincial Council	56,789,000	55,228,730	1,560,270	97	54,905,000	53,888,430	1,016,570	98	1,884,000	1,340,300	543,700	71
313	Central Provincial Council	42,718,000	36,748,103	5,969,897	86	40,527,000	35,181,952	5,345,048	87	2,191,000	1,566,151	624,849	71
314	Southern Provincial Council	40,582,000	39,309,460	1,272,540	97	38,566,000	38,013,960	552,040	99	2,016,000	1,295,500	720,500	64
315	Northern Provincial Council	30,867,000	29,395,260	1,471,740	95	28,400,000	27,600,360	799,640	97	2,467,000	1,794,900	672,100	73
316	North Western Provincial Council	38,791,000	37,367,260	1,423,740	96	36,526,000	35,819,700	706,300	98	2,265,000	1,547,560	717,440	68
317	North Central Provincial Council	25,157,000	22,101,695	3,055,305	88	22,601,000	20,356,795	2,244,205	90	2,556,000	1,744,900	811,100	68
318	Uva Provincial Council	29,711,000	28,466,060	1,244,940	96	26,958,000	26,605,660	352,340	99	2,753,000	1,860,400	892,600	68
319	Sabaragamuwa Provincial Council	35,545,000	32,868,375	2,676,625	92	33,380,000	31,306,774	2,073,226	94	2,165,000	1,561,601	603,399	72
320	Department of Civil Security	20,201,080	19,332,239	868,841	96	19,988,480	19,151,205	837,275	96	212,600	181,034	31,566	85
321	Eastern Provincial Council	32,983,000	31,614,590	1,368,410	96	30,443,000	29,963,790	479,210	98	2,540,000	1,650,800	889,200	65
322	Department of National Botanical Gardens	747,300	741,103	6,197	99	576,200	572,920	3,280	99	171,100	168,183	2,917	98
323	Department of Legal Affairs	23,025	17,236	5,789	75	22,650	17,209	5,441	76	375	27	348	7

### Schedule III - HEAD-WISE SUMMARY OF BUDGETARY PROVISION AND EXPENDITURE - 2022

Head	Institution	Rs.'000											
		Total				Recurrent				Capital			
		Provision	Expenditure	Savings	%	Provision	Expenditure	Savings	%	Provision	Expenditure	Savings	%
324	Department of Management Audit	64,140	58,929	5,211	92	62,333	57,324	5,009	92	1,807	1,605	202	89
325	Department of Sri Lanka Coast Guard	506,600	336,771	169,829	66	65,600	63,182	2,418	96	441,000	273,589	167,411	62
326	Department of Community Based Corrections	529,640	491,626	38,014	93	519,850	486,940	32,910	94	9,790	4,686	5,104	48
327	Department of Land Use Policy Planning	519,250	496,824	22,426	96	487,210	470,206	17,004	97	32,040	26,618	5,422	83
328	Department of Manpower and Employment	525,466	520,214	5,252	99	503,079	499,476	3,603	99	22,387	20,739	1,648	93
329	Department of Information Technology Management	318,290	213,796	104,494	67	316,040	212,323	103,717	67	2,250	1,473	777	65
331	Department of Samurdhi Development	83,368,300	54,021,518	29,346,782	65	83,203,600	53,921,970	29,281,630	65	164,700	99,548	65,152	60
332	Department of National Community Water Supply	941,176	787,174	154,002	84	331,930	311,730	20,200	94	609,246	475,444	133,802	78
333	Comptroller General's Office	35,610	33,875	1,735	95	35,324	33,589	1,734	95	287	285	1	100
334	Department of Multi-purpose Development Task Force	13,769,880	8,691,370	5,078,510	63	13,721,180	8,650,806	5,070,374	63	48,700	40,564	8,136	83
335	National Education Commission	72,000	61,630	10,370	86	61,000	57,245	3,755	94	11,000	4,386	6,614	40
336	Merchant Shipping Secretariat	108,800	100,129	8,671	92	95,800	88,808	6,992	93	13,000	11,321	1,679	87
	<b>Grand Total</b>	<b>6,482,350,544</b>	<b>5,985,984,998</b>	<b>496,365,546</b>		<b>3,791,498,005</b>	<b>3,539,236,889</b>	<b>252,261,117</b>		<b>2,690,852,539</b>	<b>2,446,748,110</b>	<b>244,104,429</b>	

## Schedule IV - STATEMENT OF LIABILITIES AND COMMITMENTS - 2022

Head	Ministry/Department	Recurrent		Capital		Total	
		Commitment Balance	Liability Balance	Commitment Balance	Liability Balance	Commitment Balance	Liability Balance
1	His Excellency the President	-	37,720,963	-	15,153,667	-	52,874,631
2	Office of the Prime Minister	-	63,194,415	-	1,072,039	-	64,266,454
4	Judges of the Superior Courts	-	502,732	-	-	-	502,732
5	Office of the Cabinet of Ministers	-	3,447,878	-	-	-	3,447,878
6	Office of the Public Service Commission	-	1,259,564	-	-	-	1,259,564
13	Human Rights Commission of Sri Lanka	-	2,998,677	-	345,311	-	3,343,988
16	Parliament	-	6,969,157	-	527,475	-	7,496,632
20	Election Commission	40,480	862,505	330,080	2,865,041	370,560	3,727,546
22	Office of the Parliamentary Commissioner for Administration	-	947,616	-	-	-	947,616
25	Delimitation Commission	-	8,159	-	-	-	8,159
101	Ministry of Buddha Sasana, Religious and Cultural Affairs	202,526	13,478,830	672,928	26,094,242	875,454	39,573,072
103	Ministry of Defence	-	48,385,600	1,462,771	404,178,755	1,462,771	452,564,354
105	Ministry of Mass Media	-	1,188,727	-	44,914	-	1,233,641
110	Ministry of Justice	1,000	598,081	-	45,186,396	1,000	45,784,477
111	Ministry of Health	17,083,329	758,183,706	24,133,246	252,816,600	41,216,575	1,011,000,306
112	Foreign Ministry	-	108,719,237	-	12,116,155	-	120,835,392
117	Ministry of Highways	-	12,652,544	1,195,115,412	8,425,198,568	1,195,115,412	8,437,851,111
118	Ministry of Agriculture	-	1,888,756,909	-	26,114,596	-	1,914,871,505
119	Ministry of Power	-	1,354,367	-	-	-	1,354,367
122	Ministry of Lands	970	3,030,763	5,163,014	28,911,305	5,163,984	31,942,068
123	Ministry of Urban Development and Housing	-	2,109,154	-	247,043,385	-	249,152,540
126	Ministry of Education	11,328	1,891,330,966	22,697,604	236,431,182	22,708,931	2,127,762,148
130	Ministry of Public Services, Provincial Councils and Local Government	8,192,420	71,447,047	651,153,551	2,642,490,700	659,345,971	2,713,937,747
135	Ministry of Plantation	-	3,896,286	-	586,162,858	-	590,059,144
149	Ministry of Industries	-	553,111	-	45,161,183	-	45,714,294
151	Ministry of Fisheries	-	792,949	-	740,123,382	-	740,916,331
160	Ministry of Environment	-	1,748,616	-	5,508,000	-	7,256,616
166	Ministry of Water Supply	-	1,279,927	-	50,071,682	-	51,351,609
171	Ministry of Women, Child Affairs and Social Empowerment	1,032,498	4,903,060	3,329,771	9,412,397	4,362,270	14,315,457
187	Ministry of Investment Promotion	-	751,733	-	383,500	-	1,135,233
189	Ministry of Public Security	-	154,979,416	-	65,303,169	-	220,282,585
193	Ministry of Labour	21,019	1,912,961	-	-	21,019	1,912,961
194	Ministry of Youth and Sports	-	1,851,406	19,661,100	1,640,931	19,661,100	3,492,336

## Schedule IV - STATEMENT OF LIABILITIES AND COMMITMENTS - 2022

Head	Ministry/Department	Recurrent		Capital		Total	
		Commitment Balance	Liability Balance	Commitment Balance	Liability Balance	Commitment Balance	Liability Balance
198	Ministry of Irrigation	28,787	681,061	45,975,000	1,902,408,913	46,003,787	1,903,089,974
201	Department of Buddhist Affairs	16,390	1,378,355	-	-	16,390	1,378,355
202	Department of Muslim Religious and Cultural Affairs	-	2,682,316	-	-	-	2,682,316
204	Department of Hindu Religious and Cultural Affairs	-	8,745,064	-	4,100,000	-	12,845,064
205	Department of Public Trustee	-	622,420	-	145,037	-	767,457
206	Department of Cultural Affairs	3,617	2,332,064	29,482,093	-	29,485,710	2,332,064
207	Department of Archaeology	-	8,803,477	-	2,127,397	-	10,930,873
210	Department of Information	-	6,238,826	-	13,383,320	-	19,622,146
211	Department of Government Printer	-	64,758,361	-	-	-	64,758,361
212	Department of Examinations	5,695,710	589,370	238,399	-	5,934,109	589,370
213	Department of Educational Publications	-	168,794	-	-	-	168,794
215	Department of Technical Education and Training	-	30,571,916	-	734,653	-	31,306,569
216	Department of Social Services	31,260	118,390	-	486,025	31,260	604,415
217	Department of Probation and Child Care Services	2,200	117,163	-	2,000	2,200	119,163
219	Department of Sports Development	-	12,711,347	-	7,369,500	-	20,080,847
221	Department of Labour	-	18,515,665	-	295,600	-	18,811,265
222	Sri Lanka Army	-	18,169,722,343	-	883,239,789	-	19,052,962,132
223	Sri Lanka Navy	2,930,255,864	88,316,772	181,373,278	345,687,153	3,111,629,141	434,003,925
224	Sri Lanka Air Force	-	2,378,083,341	-	3,656,250,030	-	6,034,333,371
225	Department of Police	35,717,700	974,609,001	6,269,750	108,892,369	41,987,450	1,083,501,370
227	Department of Registration of Persons	-	22,148,669	-	2,233,613	-	24,382,281
228	Courts Administration	-	125,245	-	2,155,317	-	2,280,562
230	Department of Legal Draftsman	-	1,003,431	-	-	-	1,003,431
232	Department of Prisons	1,112,799	1,077,089,032	112,500	7,067,880	1,225,299	1,084,156,913
233	Department of Government Analyst	17,735,730	-	59,642,549	-	77,378,279	-
234	Registrar of the Supreme Court	-	7,773,666	-	-	-	7,773,666
236	Department of Official Languages	-	2,643,582	-	6,000	-	2,649,582
237	Department of National Planning	-	736,672	1,762,204	1,185,023	1,762,204	1,921,695
238	Department of Fiscal Policy	-	522,970	-	-	-	522,970
240	Department of National Budget	-	1,354,080	-	-	-	1,354,080
242	Department of Management Services	-	562,262	-	-	-	562,262
243	Department of Development Finance	-	2,852,514	-	-	-	2,852,514
244	Department of Trade and Investment Policy	-	441,779	-	-	-	441,779
245	Department of Public Finance	-	189,996	-	-	-	189,996



## Schedule IV - STATEMENT OF LIABILITIES AND COMMITMENTS - 2022

Head	Ministry/Department	Recurrent		Capital		Total	
		Commitment Balance	Liability Balance	Commitment Balance	Liability Balance	Commitment Balance	Liability Balance
246	Department of Inland Revenue	-	60,583,566	-	230,763	-	60,814,329
247	Sri Lanka Customs	-	13,988,230	-	10,695,233	-	24,683,463
248	Department of Excise	477,338	24,159,531	-	9,262,102	477,338	33,421,633
249	Department of Treasury Operations	-	180,208	-	-	-	180,208
250	Department of State Accounts	-	518,189	-	34,250	-	552,439
251	Department of Valuation	-	7,128,077	-	917,813	-	8,045,890
252	Department of Census and Statistics	-	7,414,031	-	6,658,253	-	14,072,284
253	Department of Pension	-	6,689,526,618	-	-	-	6,689,526,618
254	Department of Registrar General	-	41,975	-	-	-	41,975
256	District Secretariat, Gampaha	-	834,661	-	-	-	834,661
257	District Secretariat, Kalutara	4,853	1	-	566,900	4,853	566,901
258	District Secretariat, Kandy	-	1,500	517,534	163,807,409	517,534	163,808,909
259	District Secretariat, Matale	-	3,481,488	-	1,366,280	-	4,847,768
260	District Secretariat, Nuwara-Eliya	-	586,677	-	-	-	586,677
261	District Secretariat, Galle	-	968,747	-	31,501,750	-	32,470,498
265	District Secretariat/ Kachcheri - Mannar	-	1,884,739	-	2,011,331	-	3,896,070
266	District Secretariat/ Kachcheri - Vavuniya	-	66,118	-	-	-	66,118
267	District Secretariat/ Kachcheri - Mullaitivu	-	38,537	-	5,505,057	-	5,543,594
270	District Secretariat, Ampara	-	272,316	-	53,269,527	-	53,541,843
271	District Secretariat/ Kachcheri - Trincomalee	19,200	-	-	334,017	19,200	334,017
272	District Secretariat, Kurunegala	2,384	133,337	21,619,565	24,690,772	21,621,949	24,824,108
273	District Secretariat, Puttalam	-	524,407	9,047,310	-	9,047,310	524,407
276	District Secretariat - Badulla	67,913	547,624	-	122,434,884	67,913	122,982,508
277	District Secretariat, Monaragala	-	5,534	-	2,928,480	-	2,934,014
278	District Secretariat, Rathnapura	-	29,030	-	4,038,724	-	4,067,755
279	District Secretariat, Kegalle	-	3,216	-	19,144,133	-	19,147,349
280	Department of Project Management and Monitoring	-	596,610	-	-	-	596,610
281	Department of Agrarian Development	1,689,913	35,035,853	7,339,627	1,167,846	9,029,540	36,203,698
283	Department of Forests	-	167,635	-	821,802	-	989,437
285	Department of Agriculture	-	275,000	-	14,823,673	-	15,098,673
286	Department of Land Commissioner General	-	7,546,586	-	3,657,427	-	11,204,013
287	Department of Land Title Settlement	-	47,000	-	215,150	-	262,150
288	Department of Surveyor General of Sri Lanka	924,520	17,897,922	-	38,275	924,520	17,936,197
290	Department of Fisheries and Aquatic Resources	-	7,941,869	-	56,663,330	-	64,605,199



## Schedule IV - STATEMENT OF LIABILITIES AND COMMITMENTS - 2022

Head	Ministry/Department	Recurrent		Capital		Total	
		Commitment Balance	Liability Balance	Commitment Balance	Liability Balance	Commitment Balance	Liability Balance
291	Department of Coast Conservation and Coastal Resource Management	-	578,755	-	20,979,166	-	21,557,921
294	Department of National Zoological Gardens	-	5,433,687	-	8,077,499	-	13,511,186
295	Department of Commerce	-	1,026,318	-	-	-	1,026,318
296	Department of Import and Export Control	48,537	625,305	-	-	48,537	625,305
301	Department of Co-operative Development (Registrar of Co-operative Societies)	-	30,700	-	2,633	-	33,333
302	Co-operative Employees Commission	-	18,383	-	-	-	18,383
303	Department of Textile Industries	-	51,000	-	-	-	51,000
306	Department of Sri Lanka Railways	-	39,437,062	-	26,184,023	-	65,621,085
307	Department of Motor Traffic	-	48,428,914	-	723,516,735	-	771,945,649
308	Department of Posts	-	8,064,003	-	509,500	-	8,573,503
309	Department of Buildings	-	566,385	-	-	-	566,385
310	Department of Government Factories	-	1,645,795	-	-	-	1,645,795
320	Department of Civil Security	-	76,091,061	-	6,698,555	-	82,789,616
322	Department of National Botanical Gardens	1,749,074	-	165,913	-	1,914,988	-
324	Department of Management Audit	-	126,193	-	-	-	126,193
326	Department of Community Based Corrections	-	1,433,965	-	-	-	1,433,965
327	Department of Land Use Policy Planning	60	171,032	-	1,026,460	60	1,197,492
328	Department of Manpower and Employment	23,047	258,959	192,472	-	215,518	258,959
329	Department of Information Technology Management	-	1,185,524	-	-	-	1,185,524
331	Department of Samurdhi Development	-	975,878	-	-	-	975,878
332	Department of National Community Water Supply	-	1,311,082	-	42,440,691	-	43,751,773
333	Comptroller General's Office	-	140,835	-	-	-	140,835
334	Department of Multi-purpose Development Task Force	5,075	193,147,053	-	-	5,075	193,147,053
	<b>Grand Total</b>	<b>3,022,197,539</b>	<b>35,242,201,725</b>	<b>2,287,457,671</b>	<b>22,174,347,495</b>	<b>5,309,655,210</b>	<b>57,416,549,220</b>

## Schedule V

### STATEMENT OF PROVINCIAL COUNCILS REVENUE AND EXPENDITURE REPORT - 2022

Category	Province									Rs.
	Western	Central	Southern	Northern	North Western	North Central	Uva	Sabaragamuwa	Eastern	Total
<b>Total Revenue</b>	<b>40,030,191,315</b>	<b>5,515,768,535</b>	<b>6,847,214,786</b>	<b>3,479,602,676</b>	<b>8,107,568,211</b>	<b>2,680,549,318</b>	<b>2,253,560,792</b>	<b>3,313,971,025</b>	<b>2,596,229,426</b>	<b>74,824,656,083</b>
Recurrent Expenditure	83,244,313,471	49,471,718,175	48,535,253,230	29,569,140,747	46,007,253,750	26,283,578,476	28,623,042,948	38,427,672,758	32,666,382,131	<b>382,828,355,686</b>
Capital Expenditure	3,632,355,722	1,774,716,024	1,847,917,879	1,744,634,399	2,608,089,833	2,685,354,968	2,245,955,618	2,001,789,630	1,558,482,109	<b>20,099,296,181</b>
<b>Total Expenditure</b>	<b>86,876,669,193</b>	<b>51,246,434,199</b>	<b>50,383,171,109</b>	<b>31,313,775,146</b>	<b>48,615,343,583</b>	<b>28,968,933,444</b>	<b>30,868,998,566</b>	<b>40,429,462,387</b>	<b>34,224,864,240</b>	<b>402,927,651,867</b>



# ජාතික විගණන කාර්යාලය

## தேசிய கணக்காய்வு அலுவலகம்

### NATIONAL AUDIT OFFICE



මගේ අංකය  
எனது இல.  
My No.

TPD/A/DSA/IA/FA/2022/10

ඔබේ අංකය  
உமது இல.  
Your No.

දිනය  
திகதி  
Date

30 May 2023

Secretary

Ministry of Finance, Economic Stabilization and National Policies

**Report of the Auditor General on the Financial Statement of the Government for the year ended 31 December 2022 in terms of Sections 11(1) and 15(1) of the National Audit Act, No.19 of 2018**

## 1. Financial Statements

### 1.1 Qualified Opinion

The audit of financial statements of the Government for the year ended 31 December 2022 comprising the statement of financial position of the Government as at 31 December 2022 and the statement of financial performance, statement of changes in net assets/equity and cash flow statement for the year then ended and notes to the financial statements including a summary of significant accounting policies was carried out under my direction in pursuance of provisions in Article 154(3) of the Constitution of the Democratic Socialist Republic of Sri Lanka read in conjunction with provisions in Section 15 of the National Audit Act, No. 19 of 2018. The annual detailed management audit report will be issued to the Chief Accounting Officer in terms of Section 11(2) of the National Audit Act, No. 19 of 2018. My report to Parliament in pursuance of provisions in Article 154(6) of the Constitution of the Democratic Socialist Republic of Sri Lanka read in conjunction with Section 10 of the National Audit Act, No. 19 of 2018 will be tabled in due course.

In my opinion, except for the effects of the matters described in the Basis for Qualified Audit Opinion Paragraph in this report, the accompanying financial statements of the Government give a true and fair view of the financial position of the Government as at 31 December 2022 and its financial performance and cash flows for the year then ended in accordance with Generally Accepted Accounting Principles.



## 1.2 Basis for Qualified Opinion

The following observations are made.

### 1.2.1 Accounting Deficiencies on the Preparation and Presentation of the Financial Statements of the Government

The following observations are made.

- (a) There was no direct relationship between the statement of financial performance and the statement of financial position included in the financial statements of the Government. That is, the statement of financial performance reflected only the actual position of the budget relating to the year under review and of them, deficits or surpluses relating to the year had not been computed and adjusted to the statement of financial position. Accordingly, the statement of financial performance and the statement of financial position were in contrast.
- (b) Even though a debit value of Rs.22,477,362,524,574 had been indicated as the total of statutory and other funds in the statement of financial position, only a credit value of Rs.149,436,599,992 had been indicated in the statement of changes in equity. The debit balance of Rs.22,626,799,124,566 of the Net Assets Adjustments Account which has a direct significant impact on the equity, had not been indicated in the statement of changes in equity.
- (c) Assets and liabilities included in the statement of financial position had not been classified as current and non-current. As such, the users of financial statements and interested parties were unable to get a clear view of the amount of external liabilities payable by the Government during the ensuing year.
- (d) According to the statement of financial position, the value of total external liabilities amounted to Rs.27,281,161,967,904. However, the value of total assets amounted to only Rs.4,803,799,443,330 in relation to the said value. As such, the total external liabilities exceeded the total assets by Rs.22,477,362,524,574.
- (e) Provision for depreciation had not been made according to the Prudence Accounting Concept by systematically allocating the depreciable value for non-financial assets totalling Rs.775,918 million throughout their useful life except for lands, work-in-



progress in the financial statements of the Government. Moreover, assets should be periodically reviewed so as to reflect the fair value. However, action had not been taken accordingly. As such, the opportunity of getting a specific understanding of the carrying amount obtained after deducting accumulated depreciation and accumulated impairment losses of these assets, if any, had been lost by the users of these financial statements.

- (f) A sum of Rs.33,405,049,463 was included as grants in the cash flow generated from financial activities in the cash flow statement included in the financial statements of the Government. Nevertheless, the said value comprised receipts of materials and equipment valued at Rs.19,487,743,093 as grants without cash inflow.
- (g) A balance of domestic and term loans amounting to Rs.45,000,000,000 had been converted to treasury bills in the year under review and no cash flow whatsoever was generated therefrom. However, it had been indicated under financial activities, considering as a cash inflow generated during the year under review. Moreover, this value had been included in domestic borrowings under budget financing in the statement of financial performance and net changes in domestic borrowings and deposits and liabilities.
- (h) The value of net changes in deposits and other liabilities included in the cash flow generated from financial activities in the cash flow statement of the year 2020, had been separately indicated in each relevant cash flow from the year 2021. Accordingly, the cash flows included in those values were included in the Consolidated Fund and as such, action had been taken to adjust the net changes in values of deposits and other liabilities to the Consolidated Fund as a total. Therefore, recording an elimination of Rs.294,583,038,486 from the Consolidated Fund as net changes in deposits and liabilities in the year under review was observed in Audit as conflict to the Article 150(1) of the Constitution of the Democratic Socialist Republic of Sri Lanka.
- (i) A sum of Rs.1,022,280,600 recoverable as at 31 December 2022 to the Department of Treasury Operations from the Fuel Price Stabilization Fund, had been indicated as a negative value under a liability in the statement of financial position of the

financial statements of the Government for the year 2022 and erroneously indicated by naming as the Fuel Price Stabilization Account under miscellaneous accounts.

- (j) According to the financial statements of the Government, the value transferred in the year under review to the Government from the profit of the Central Bank of Sri Lanka was Rs.30,007,245,202 and according to the financial statements of the Central Bank of Sri Lanka, the said value was Rs.31,035,788,000. As such, a difference of Rs.1,028,542,798 was observed.
- (k) In the comparison of Government recurrent grants and capital grants provided to public enterprises with the values included in the financial statements of relevant institutions, the net value had been understated in the financial statements of the Government by Rs.38.5 million and Rs.16.52 million respectively.

#### 1.2.2 Foreign Borrowings

The following observations are made.

- (a) According to the information made available to the Audit, the value of foreign borrowings realized in the year 2022 and the year 2021 or prior to that but unaccounted even by the end of the year 2022, were Rs.10,665.4 million and Rs.3.6 million respectively. However, according to computations of the Audit which was based on the information provided by the Treasury Operations Department and the foreign exchange rates as at the ending date of the year under review, the total value of foreign borrowings not so accounted was Rs.11,700.6 million as at 31 December 2022. Accordingly, a difference of Rs.1,031.5 million was observed. Therefore, as disbursed unaccounted loan balances remained in the year under review as well as in prior years were observed. Moreover, if any expenditure was incurred using unaccounted foreign borrowings. It was further observed that the said expenditure could remain excluded in the financial statements of the year under review.
- (b) Disbursements of Rs.17,305.2 million had been accounted in the year under review relating to 21 types of loans maintained outside the statement of financial position which were realized in the year 2021 or prior years and no disclosures whatsoever had been made thereon in the financial statements of the Government. Accordingly,

it was further observed that even though it was disbursed during the relevant year, contrary to the periodic Accountong concept certain foreign borrowings had not been accounted continuously.

- (c) According to Note No.30 (11) to the financial statements of the Government of the year under review, the opening balance of Loan No.2001042 had been indicated as Euro 5,644,462 without any disbursements or repayments in the year under review and the said loan balance had been indicated as Euro 6,702,014 as at 31 December 2022.
- (d) The loan amount of Rs.589 million remained unaccounted as at 31 December 2021 as per Report 854-1 relating to the loan agreement bearing No.2021007 under contractual commitments entered into by the Government in the year 2021, had been accounted, considering in the year 2022 as a realization in the current year and no disclosures thereon had been made in the financial statements. As such, it was observed that actual realizations during the year under review were not completely reflected by Notes No.11 and 30 (II) to the financial statements of the Government.
- (e) Loan balances amounting to Rs.518,293 million relating to 08 types of loans maintained completely outside the statement of financial position of the financial statements of the Government, had been accounted in the year under review. No disclosures whatsoever had been made thereon in the financial statements of the Government and the balances of the relevant 08 types of loans had been directly indicated in the closing balances of Note No.30 (II). Furthermore,
  - (i). Even though it is the normal practice of the Government to account the borrowings through the Consolidated Fund, the aforesaid 08 types of loans could not be accounted through the Consolidated Fund. Nevertheless, the loan instalments relating to these 08 types of loans had been paid through the Consolidated Fund.
  - (ii). It was observed that no expenditure whatsoever incurred by obtaining these 08 types of loans, had been accounted as expenditure in the financial statements of the Government during the period of obtaining the loan or during any other



period. Moreover, no asset whatsoever acquired by obtaining this loan, had been accounted in the financial statements of the Government.

- (f) Two different currency units had been used in the financial statements of the Government for two loan agreements in the preceding year. As such, the relevant loan balances had changed by Rs.340 million and Rs.285 million according to 854-1 Report of CS-DRMS system. Even though only the loan currency unit had been changed in the year under review in the opening balances relating to those two types of loans, the opening balances had not been rectified. As such, the relevant changes had been absorbed into the currency loss arisen in the year under review due to those loans. Therefore, differences were observed between currency losses by the said values according to financial statements of the Government and 854-1 Report of CS-DRMS system.
- (g) Even though a sum of EUR 500,000 had been received in the year under review relating to Loan No.2019010, the value thereof amounted to Rs.114,180,500 according to the 854-1 Report of CS-DRMS system while it was Rs.148,497,550 according to financial statements of the Government. As such, the loan value had been overstated by Rs.34,317,050 in the financial statements.
- (h) Even though the opening loan balance should be equal to the closing loan balance after adding the realizations during the year under review and deducting loan payments during the year under review in terms of the foreign currency unit included in Note No. 30(II) of the Financial Statement of the Government, a difference of Rs.1,327,324,971 related to 12 unequal loan agreements was observed.
- (i) When comparing the Foreign Currency Banking Unit Loan (Project) Balances presented in Note No. 30(I) of the Financial Statement of the Government with the 854-1 Report of CS-DRMS system, a difference of Rs.94,064,888 had been observed in the opening balances as at 01 January 2022 related to two loan agreements, and a difference of USD 454,444 had been observed in relation to the loan agreement number 2018034 when loan repayments are made. Further, even though an amount of Rs. 2,978,950 in relation to loan agreement No. 2016002 had



been adjusted to the Parity/Adjustments column, no disclosure had been made in the financial statements.

- (j) Even though the exchange loss of Rs. 5,232,909 million occurred in the conversion of foreign loan as at 31 December 2022 into local currency should be adjusted to the Financial Performance Statement, that value had been adjusted to the Net Assets Adjustment account. Furthermore, an exchange loss of the preceding year amounted to Rs. 363,647 million and it was Rs.5,232,909 million in the year under review, thus observing an increase of 1339 per cent in the year under review as compared with the preceding year.
- (k) Even though the value of loan repayments during the year under review was Rs.348,629 million though as per the Notes No. 30(ii), (iii) and (iv) to the Financial statement relating to foreign loans, a difference of Rs.9,874 million was observed since it was Rs. 358,504 million according to the Financial Performance Statement. Further, it was observed that the value is 369,825 million according to the 854-1 report of CS-DRMS system.
- (l) Even though information related to domestic loan repayments had been disclosed in a note in the Financial Performance Statement, no such note had been presented with the financial statements in relation to the foreign loan repayment value of Rs. 358,504 million paid in the year 2022.
- (m) When loan balance confirmations sent by the doners are compared with the Financial Statement of the Government and computerized debt management system 854-1 report, loan balances related to 07 and 37 loan categories had been overstated and understated by Rs.7,607,493,758 and Rs.13,082,627,225 respectively in Financial Statement of the Government.
- (n) When examining the loan balance confirmations received from the lending institutions, Euro 82,158 as Commitment Fee due, Euro 31,571 as Delay Interest, Euro 194,391 as Fees Overdue had been stated in certain loan balance confirmation letter.

- (o) Considering the disbursement period, it was observed that even though the disbursed foreign loans related to the year 2022 were included in the computerized debt management system 814-1 report printed on 02 May 2023, it was not included in the said report printed on 20 January 2023. Accordingly, the net worth of foreign loan amounting to Rs.27,392 million had also not been accounted for as disbursed loan in the Financial Statement of the Government. Further, among those loan balances, it was also observed the instances where loan disbursements in the said report printed on 02 May 2023 were less than the said report printed on 20 January 2023.
- (p) When analyzing the reports of the computerized CS-DRMS System operated by the Department of External Resources for the management of foreign debt, the following deficiencies were observed.
- (i) Even though the balances as at 31 December 2021 for loan numbers 2021008 and 2021016 had not been recorded according to the CS-DRMS 2000+Report 854-1 obtained in the year 2021, the following opening balances as at 01 January 2022 were observed in the reports obtained as at 31 December 2022.

Loan Number	Loan currency	Loan amount	Amount Rs.
-----	-----	-----	-----
2021008	USD	392,385	78,647,303
2021016	USD	12,500	2,505,423

Similarly, there were no opening balances for the above two types of loans as at 01 January 2022 according to the Financial Statement of the Government, and the following amounts had been accounted for as realized during the year under review. Accordingly, it was not clear in which year these loans had been realized.

Loan Number	Loan currency	Amount of Realized loan	Amount Rs.
-----	-----	-----	-----
2021008	USD	392,385	78,280,893
2021016	USD	472,500	168,106,589

- (ii) The loan balance related to loan number 2002054 was only EUR 11 or Rs. 2,495 as at 01 January 2022, and the loan balance related to this loan without any realization during the year under review was EUR 4373 or Rs. 1,692,045 as at 31 December 2022.
- (iii) Negative loan balances totaling Rs.1,803,456 in respect of two loan agreements had been observed in the Financial Statement of the Government and 854-1 report of CS-DRMS system.
- (iv) Negative loan disbursements totalling Rs.24,945,542 related to two loan agreements had been observed only in the Financial Statement of the Government, and according to the 854-1 report of CS-DRMS system, difference totalling Rs. 1,936,975,642 was observed between the Closing balances of the Previous year and the Opening Balances of the year under review.

Accordingly, it could not be satisfied through the debt management computerized system regarding the accuracy of the foreign loan balance remained as at any specific date.

### 1.2.3 Non-financial assets

The following observations are made.

- (a) Even though the total value of non-financial assets as at 31 December 2021 was Rs. 1,850,007 million according to the Financial Statement of the Government for the year 2021, the value as at 01 January 2022 was stated as Rs. 1,802,121 million according to the Financial Statement of the Government for the year 2022. Accordingly, the opening balance of non-financial assets for the year under review was understated by Rs.47,886 million.
- (b) The balance of non-financial assets of certain institutions, out of 84 institutions selected on sample basis, was Rs. 38,245 million and according to the ACA-6 form of the financial statements of those institutions, the balance was Rs. 21,382 million. Therefore, the value of non-financial assets as at 31 December 2022 was overstated by Rs.16,863 million in the Financial Statement of the Government.



- (c) The balance of non-financial assets of certain institutions, out of 84 institutions selected on sample basis, was Rs. 6,277 million, and according to the ACA-6 format of the financial statements of those institutions, the balance was Rs. 7,829 million. Therefore, the value of non-financial assets in the Financial Statement of the Government as at 31 December 2022 was understated by Rs. 1,552 million.
- (d) A difference of Rs.344 million was observed between the building value assessed and adjusted to opening balances during the year under review in the ACA-6 form for the year 2022 of 2 institutions which was selected on sample basis and the values contained in the valuation reports submitted for audit by the Valuation Department.

#### **1.2.4 Rent and Work Advances**

Even though the opening (31 December 2021) rent and work advance balance of Head 290 - Fisheries and Aquatic Resources Department and Head 247 - Sri Lanka Customs Department are stated as Rs.8,518,925 and Rs. 780,000 respectively according to Financial Statement of the Government, the opening balances of the rent and work advance account were not recorded in the financial statements in the year 2022 of those departments.

#### **1.2.5 Capital Contribution**

The following observations are made.

- (a) According to the direct balance confirmations submitted by 13 public corporations and shareholding public enterprises and public companies, the capital contribution of those entities as at 31 December 2022 was Rs.985,745 million, and according to the financial statements of the Government, the balance was Rs. 149,875 million. Therefore, the capital contribution in the financial statements of the Government as at 31 December 2022 had been understated by Rs. 835,870 million.
- (b) Differences were observed between the direct balance confirmations submitted as at 31 December 2022 and the financial statements of the Government in relation to the number of shares owned by the government in respect of 07 institutions.

Accordingly, the capital contribution of the Government as at 31 December 2022 had been understated by Rs.1,877 million in the state financial statements.

- (c) Although the value as at 31 December 2022 had been Rs. 5,148 million in the calculation made during the audit according to the number of shares owned by 02 state companies and according to their nominal value, it had been indicated as Rs. 14,556 million in the financial statements of the Government. Accordingly, the capital contribution had been overstated by Rs. 9,408 million as at 31 December 2022 in the financial statements of the Government.
- (d) Although 6,183,946 par value shares worth Rs. 175 million had been issued on 15 December 2022 by offsetting the loan amount of Rs. 175 million, which had been obtained from Lankaputra Development Bank in order to improve Capital Adequacy (Tier 1) of the Regional Development Bank and which had to be paid to the General Treasury, it had not been brought to accounts in the financial statements of the Government as at 31 December 2022.
- (e) The increase in capital contribution of Government-owned enterprises during the year under review was Rs.1,405,204 million according to the financial statements of the Government. A sum of Rs.109,625 million, that is 8 per cent, out of it, consisted of money released from the General Treasury for the payment of the recurrent expenditure of each institution, that is for loan and loan interest payments and salary and remuneration payments.

### 1.2.6 Foreign Grants

The following observations are made.

- (a) Total foreign grants received during the year under review under Note No. 12 Foreign Grants (Cash Receipts) to the financial statements for the year 2022 had been Rs. 3,218 million and according to the relevant deposit ledger, its total had been Rs. 3,190 million. Out of this difference, foreign grants amounting to Rs.27.7 million had been credited to the Government revenue during the year under review.

- (b) The value of foreign grants, which have been received as foreign grants to the Government of Sri Lanka as at 01 January 2022 and remained idle as at 31 December 2022 without being used for the relevant purpose had been Rs. 34.9 million.
- (c) Although it has been stated that all the transactions related to foreign aid should be carried out by the Director General of the Department of Foreign Resources of the Treasury according to the State Accounts Circular No. 30/94 dated 20 April 1994, foreign grants totaling to Rs.1,837,321,420 had been directly received for 20 projects of other ministries / departments in the year 2022 without making the Treasury aware of that as per the information obtained from an audit test check, and action had not been taken to make provision for those values and to include them in the financial statements.

#### 1.2.7 Non-Disclosures in the Financial Statements

The following observations are made.

- (a) Even though the payments of Rs. 671,569 million as loan installments in relation to 391 loan agreements as at 13 April 2022 to the end of the year under review and Rs. 305,435 as the interest of the loans had been suspended according to the policy decision of temporarily suspending the payment of foreign loans issued by the Ministry of Finance on 12 April 2022, any disclosure had not been made in the financial statements of the Government on that and the relevant policy decision of temporarily suspending the payment of foreign loans.
- (b) Two (02) foreign loans amounting to Rs. 10,200 million, for which contracts had been entered during the year 2022, but not realized, had not been disclosed in the financial statements of the Government.
- (c) The Government's shareholding had not been classified as investment in listed companies in the Colombo Stock Exchange and investment in unlisted companies. Moreover, although the ownership value of companies listed in the Colombo Stock Exchange had been brought to accounts on the basis of its nominal value, their market value as at 31 December 2022 had not been disclosed in the financial statements.



### 1.2.8 Exceeding Limits

The following observations are made.

- (a) As per the Fiscal Management (Responsibility) (Amendment) Act No. 12 of 2021, the limit for issuance of treasury guarantee had been 15 percent as a percentage of the total GDP for the financial year under review together with the previous two financial years. Accordingly, even though guarantee should be issued within the limit of Rs. 2,826,300 million in relation to the year 2022, action had been taken to issue treasury guarantee up to 2,908,515 million. Accordingly, treasury guarantee amounting to Rs. 82,214 million had been issued exceeding the treasury guarantee limit in the year under review and it was 15.4 percent.
- (b) Instances of not following the limits, approved by the Parliament for advance works under the Third Schedule of the Appropriation Act No. 30 of 2021, of which details are mentioned below, were discovered as per the treasury books. Although the limits should have been revised by submitting them to Parliament by 31 May 2023 according to Section 8(1)(b) of the Act, evidence for verifying that those limits had been revised had not been submitted to audit even by 19 May 2022.
  - (i) Had spent by exceeding the maximum expenditure limit by a total of Rs. 1,070,283 in relation to 03 works of advances to public officers.
  - (ii) Subject No. 31002 - had spent an amount of Rs.196,900,472 by exceeding the maximum expenditure limit of the Work done advance account of the Department of Government Factory by Rs.76,900,472.

I conducted my audit in accordance with Sri Lanka Auditing Standards (SLAuSs). My responsibilities, under those standards are further described in the Auditor's Responsibilities for the Audit of the Financial Statements section of my report. I believe that the audit evidence I have obtained is sufficient and appropriate to provide a basis for my qualified opinion.

### 1.3 Responsibilities of Chief Accounting Officer on Financial Statements

The Chief Accounting Officer are responsible for the preparation of financial statements that give a true and fair view in accordance with Generally Accepted Accounting Principles and provisions in Section 38 of the National Audit Act, No.19 of 2018 and for the determination of the internal control that is necessary to enable the preparation of financial statements that are free from material misstatement, whether due to fraud or error. As per Section 16 (1) of the National Audit Act, No.19 of 2018, the Department is required to maintain proper books and records of all its income, expenditure, assets and liabilities to enable the preparation of annual and periodic financial statements.

In terms of Sub-section 38 (1) (c) of the National Audit Act, the Chief Accounting Officer shall ensure that an effective internal control system for the financial control exists in the Department and carry out periodic reviews to monitor the effectiveness of such systems and accordingly make any alterations as required for such systems to be effectively carried out.

### 1.4 Auditor's Responsibility on Audit of Financial Statements

My objective is to obtain reasonable assurance about whether the financial statements as a whole are free from material misstatement, whether due to fraud or error, and to issue an auditor's report that includes my opinion. Reasonable assurance is a high level of assurance, but is not a guarantee that an audit conducted in accordance with Sri Lanka Auditing Standards will always detect a material misstatement when it exists. Misstatements can arise from fraud or error and are considered material if, individually or in the aggregate, they could reasonably be expected to influence the economic decisions of users taken on the basis of these financial statements.

As part of an audit in accordance with Sri Lanka Auditing Standards, I exercise professional judgment and maintain professional scepticism throughout the audit. I also:

- Identify and assess the risks of material misstatement of the financial statements, whether due to fraud or error, design and perform audit procedures responsive to those risks, and obtain audit evidence that is sufficient and appropriate to provide a basis for my opinion. The risk of not detecting a material misstatement resulting from fraud is higher than for one resulting from error, as fraud may involve



collusion, forgery, intentional omissions, misrepresentations, or the override of internal control.

- An understanding of internal control relevant to the audit was obtained in order to design procedures that are appropriate in the circumstances, but not for the purpose of expressing an opinion on the effectiveness of the Ministry's / Department's / District Secretariat's internal control.
- Evaluate the structure and content of the financial statements, including the disclosures, and whether the financial statements represent the underlying transactions and events in a manner that achieves fair presentation.
- Evaluate the overall presentation, structure and content of the financial statements including disclosures, and whether the financial statements represent the underlying transactions and events in a manner that achieves fair presentation.

I communicate with the Chief Accounting Officer/ Accounting Officer regarding, among other matters significant audit findings, including any significant deficiencies in internal control that I identify during my audit.

## **2. Operational review**

### **2.1. Non-compliance with Laws, Rules and Regulations**

Non-compliance with the following laws, rules and regulations was observed.

#### **(a) Article 149 of the Constitution of the Democratic Socialist Republic of Sri Lanka**

The Fuel Price Stabilization Fund had been established and maintained on the approval of the Cabinet of Ministers without obtaining the approval of Parliament even by 31 December 2022.

#### **(b) Fiscal Management (Responsibility) Act No. 3 of 2003**

- (i) Although the maximum liabilities at the end of a particular year should not exceed 80 percent of the estimated gross domestic product for that year in terms of the Fiscal Management (Responsibility) Act No. 3 of 2003, which had been amended by the Fiscal Management (Responsibility) (Amendment) Act No. 12

of 2021 and the Fiscal Management (Responsibility) (Amendment) Act No. 15 of 2013, that limit had exceeded up to 114.83 percent by 31 December 2022, Details are given below.

Liabilities	Value of Liabilities as at 31 December 2022 *
-----	-----
	Rs. Billion
Overdraft	84
Advances of the Central Bank	235
Public Debt	27,379
Liabilities Not Accounted for in the Financial Statements :	
- Unaccounted Foreign Loans	39
Total Liabilities	27,379
Estimated GDP	23,843
Total Liabilities as a Percentage of the Estimated GDP	114.83

\* A sum of Rs. 1,292 billion being the value of letters of comfort and guarantees given to the banks in respect of loans obtained by public enterprises under guarantees of the Treasury, and liabilities amounting to Rs. 106 billion as per the statement of liabilities and commitments presented to the Audit by the Ministries, Departments, and special expenditure units, had not been included in the said liabilities.

- (ii) In terms of Section 3(a) of the Fiscal Management (Responsibility) Act No. 3 of 2003 , “Reduction of government debt to prudent levels, by ensuring that the budget deficit at the end of the year 2006, shall not exceed five per centum of the estimated gross domestic product and to ensure that such levels be maintained thereafter” had been mentioned as an objective underlying responsible fiscal management which need to be adhered to, by the Government in outlining the fiscal strategy of the government. Nevertheless, it was observed that the Ministry of Finance was not able to maintain the estimated budget deficit of the year under review by not exceeding the five per centum of the estimated GDP, and maintain the actual budget deficit below five per centum of the estimated GDP at the end of the year under review. Accordingly, those percentages remained 9.78

per centum and 10.71 per centum of the estimated budget deficit and actual budget deficit respectively in the year under review. Particulars are as follows.

Estimated GDP	Budget Deficit		Estimated Budget Deficit as a Percentage of the Estimated GDP	Actual Budget Deficit as a Percentage of the Estimated GDP
	Estimated	Actual		
-----	-----	-----	-----	-----
Rs Billion	Rs. Billion	Rs. Billion	Per Centum	Per Centum
23,843	2,333	2,554	9.78	10.71

(c) State Accounts Circular No. 243/2015 dated 24 June 2015

It was expected to close the deposit accounts of the Category, 6003 in terms of State Accounts Circular No. 243/2015 dated 24 June 2015, and instructions had been given that such activities be done through the annual estimate with effect from the year 2016. Nevertheless, a balance of Rs. 10 million was being brought forward under the deposit account number, 6003 without being settled even as at 31 December 2022.

(d) Financial Regulations of the Democratic Socialist Republic of Sri Lanka

The following observations are made.

- (i.) Debit balances totalling Rs. 3,893 million relating to 93 imprest accounts, remained unsettled contrary to Financial Regulation 373 as at 31 December 2022. A balance of Rs. 121 million therefrom continued to exist over several years, but no action had been taken even up to 31 December 2022 to settle those balances.
- (ii.) According to Financial Regulation 387, no overdraft facility should be obtained from any state bank. Nevertheless, overdraft facilities had been obtained through the account maintained by the Director General of Pensions at People's Bank on 09 May 2022, and an interest of Rs. 30,925,253 had been paid on the overdraft balance of Rs. 7,727,113,034 existed in the said account as at that date.



03. Management Activities

The following observations are made.

- (a) According to financial statements of the Government, the values of Treasury Bills and Treasury Bonds issued as at 31 December 2022, amounted to Rs. 4,126,383,805,527 and Rs. 8,692,134,561,000 respectively. Of them, the values of Treasury Bills and Treasury Bonds purchased by the Central Bank of Sri Lanka amounted to Rs. 2,575,716,725,527 and 22,461,378,516 respectively. Accordingly, it was observed that 62.42 per centum of the Treasury Bills and 0.26 per centum of the Treasury Bonds issued as at 31 December 2022 had been purchased by the Central Bank of Sri Lanka.
- (b) Following recommendations made by the Negotiation Committee appointed by the Cabinet to look into the demands of the contractor relating to the termination of Light Rail Transit Project, the Cabinet had decided on 22 November 2022 that a sum of USD 2,930,307.48 for the activities executed by OCG-JV Company, an interest of Rs. 3,733,128 relating to the delay in reimbursing the Value Added Tax, along with expenses totalling USD 492,749 on overhead costs including the termination of employment of the employees of OCG-JV Company as the project had been abandoned, be paid to the OCG-JV Company.
- (c) It was mentioned under No. 254 of the budget proposals of the year 2018 that preparation of financial statements be converted into accrual basis of accounting within 10 years from the improved cash basis of accounting being followed at present. Although the Department of State Accounts revised the timeframe of the activities given in the roadmap presented with respect to the said Cabinet approval, a formal approval was not sought thereon. According to the note of the Cabinet, progress of the relevant process should be reported to the Cabinet after a period of one month following the end of each year, but it was not done so even by 19 May 2023. The Audit was informed by the Department of state Accounts that, once a specific policy decision is taken on the said transformation process, approval on the revised roadmap would be sought.

- (d) Action had not been taken even in the year under review to settle the debit balance of Rs. 3,995,094 that had continued to exist over an extensive period as balances of cheques dishonored by banks relating to accounts being maintained by Government Departments.
- (e) A sum of Rs. 191,466,910 had continuously been shown in the financial statements as advances given under Advances to Public Officers to Government officers who had been transferred to Provincial Councils, but action had not been taken even in the year under review to settle the said value.
- (f) A debit balance totalling Rs. 70,959,434 under 08 Government approved Treasury advance accounts and a negative balance totalling Rs. 18,066,465 under 03 advance accounts, had continued to exist over several years without being settled.
- (g) There existed a negative balance of Rs. 455,036,103 in 06 advance accounts relating to 06 Heads as at 31 December 2022.
- (h) Although an opening balance of Rs. 1,221,599,026 existed in the stores and other advances account under Head 111-Ministry of Health, either an age analysis thereon or information in that connection was not made available to the Audit.
- (i) According to Paragraph 07 of the Gazette Extraordinary No. 1550/07 issued by the Ministry of Finance on 22 May 2008, a sum of Rs. USD 60 or an equivalent amount should be charged on every air ticket being sold or issued outside Sri Lanka in respect of flights originating from Sri Lanka irrespective of how the ticket is sold or issued; and, as per Paragraph 08 of the same Gazette, the surcharges so collected, should be credited to the consolidated fund as directed by the Director General of Civil Aviation. Accordingly, the Civil Aviation Authority had collected a sum of Rs. 16,982 million as surcharges during the period from 01 August 2008 to 31 December 2022 , but those funds had not been credited to the consolidated fund. Furthermore, the Director General of the Department of Public Enterprises had been informed along with the letter issued by the Department of Legal Affairs dated 07 April 2017 stating the opinion of the Attorney General's Department being “ *this surcharge can be further recoverable, and there exists a legal liability that those surcharges be credited to the consolidated fund* “. Nevertheless, no action had

been taken even up to the date of audit by the Department of Public Enterprises to recover the said surcharge from the Civil Aviation Authority.

- (j) According to the schedule of age analysis on Advances to Public Officers presented as at 31 December 2022, there existed a loan balance of Rs. 319 million remaining in arrears over 01-04 years relating to the officers who had either been transferred, deceased, retired, interdicted, permanently released to the Corporations, Boards and Provincial Councils, or who had vacated their services or whose services had been terminated or those belonging to other categories. The balance continued to exist over 05 years, amounted to Rs. 391 million.
- (k) According to financial statements of the Government, an on-lending balance of Rs. 491,552 million remained receivable as at 31 December 2022. Due to failure in settlement as per on-lending agreements relating to the relevant institutions, the value of on-lending installments receivable as at 31 December 2022 from 04 institutions with respect to 05 on-lending agreements, totaled 260,503 million; and, a total of Rs. 778 million therefrom continued to exist over 05 years.
- (l) A sum of Rs. 912 million remained receivable as interest for on-lending as at 31 December 2022. No interest amount whatsoever had been paid to the Treasury by 03 institutions for the year 2022 contrary to the relevant agreement. The value of interest that had not been settled over 05 years, totaled Rs. 616 million.
- (m) An on-lending balance totalling Rs. 318,061 had been provided during the year 2022, and of that, an on-lending balance of Rs. 285,191 million had been provided in the year under review as a new on-lending balance with respect to 06 institutions. The said on-lending balance represented 90 per cent of the total value given in the year under review.
- (n) According to financial statements of the Government, the increase in capital contribution of the enterprises owned by the Government amounted to Rs. 1,405,204 in the year under review. This was observed to have been an effect caused by the fact that 89 per cent of that amount being Rs. 1,246,401 million, was a value adjusted in the balance sheet of the Government of Sri Lanka under the



transfer of liabilities of the Government enterprises identified in accordance with the Cabinet Decision No. අමප/23/0154/604/014 dated 07 February 2023. Particulars are as follows.

No.	Institution	Amount Adjusted in the Balance Sheet of the Government under Identified Liabilities of the Government Enterprises
----	-----	-----
		Rs.
1.	Ceylon Electricity Board	362,307,620,369
2.	Ceylon Petroleum Corporation	884,093,386,477
	Total	1,246,401,006,846

- (o) Foreign grants totalling Rs. 34,740,561 received from 04 donors relating to 05 projects during the year under review had been returned to the relevant donors without being utilized for the intended purpose.

#### 4. Performance

##### 4.1 Revenue Estimation

The Gross Domestic Production in 2022 was Rs. 24,148 billion and it was Rs. 16,809 billion in the year 2021. Accordingly, the Gross Domestic Production had increased by Rs. 7,339 billion or 43.66 per cent compared to the preceding year. As per the original annual budget estimate approved by Parliament for the year 2022, the revenue of the government was Rs. 2,213 billion and as per the interim budget presented in the year 2022, the revenue of the government was Rs. 2,084 billion, while it was Rs. 1,961 billion in the preceding year. Accordingly, the government budget estimate had been prepared by increasing the government revenue by Rs. 252 billion and Rs.123 billion or 12.85 per cent and 6.27 per cent, respectively, compared to the preceding year, in terms of the original estimate and the interim estimate.

The budget deficit was initially estimated based on that revenue estimate, but the Revenue Accounting Officer had revised the original estimate, stating the deficit as Rs. 2,102 billion, thus decreasing by Rs.111 billion. According to the aforementioned revenue estimate, the government revenue was 8.7 per cent of the GDP. Even though the



increase in the GDP should have been taken into account in the preparation of revenue estimates, it was observed that revenue had been estimated regardless of this factor.

The government revenue collected during the year 2022 was Rs. 1,999 billion and it was a decrease of Rs.103 billion than the revised revenue estimate. Accordingly, that decrease was Rs. 214 billion and Rs. 85 billion when comparing the original annual budget estimate presented to Parliament and the interim budget revenue estimate presented in the year 2022, respectively. The decrease in the revenue collection compared to the revenue stated in the revenue estimate presented to Parliament each year from 2012 to 2022 ranged from 4.04 per cent to 26.06 per cent and the highest percentage of the decrease was recorded in 2021.

It is stated in terms of Financial Regulations 85 (2) (b) that the Accounting Officer should only report to the Fiscal Policy Department for the purpose of revising the revenue estimate. However, it was observed that allowing the revision of a revenue estimate approved by Parliament without obtaining its approval has weakened the accountability for preparing realistic estimates.

#### **4.2 Revenue Deficit**

The revenue deficit in the financial statements presented to the Audit for the year under review was Rs. 1,540 billion and it was Rs. 1,290 billion in the preceding year. The highest revenue deficit from the year 2006 to 2022 was recorded in the year 2022. The government had failed to meet recurrent expenditure with the revenue collected each year during that period. The minimum deficit of the revenue amounting to Rs. 43 billion was recorded in 2007 and it represented 7.52 per cent of the government revenue collection. The total revenue deficit during that period amounted to Rs. 6,319 billion. To bridge the deficit, the government obtained local and foreign debts as well as foreign grants. Accordingly, sums totaling Rs. 28,218 billion were obtained during that period, including local loans of Rs. 20,484 billion, foreign loan of Rs. 7,487 billion and foreign grants of Rs.246 billion. The revenue deficit was financed by a percentage ranging from 6.89 to 45.59 percent of the loans and grants obtained each year. Out of the loans and grants obtained, 20.25 percent, 45.59 percent, 42.39 percent, and 30.59 were used to meet the recurrent expenditure in 2019, 2020, 2021, and 2022, respectively, without making any investment.

Interest of Rs. 1,565 billion was paid in the year under review and it accounted for 44.22 per cent of the total recurrent expenditure. The interest payment in the preceding year amounted to Rs. 1,048 billion or 38.01 per cent of the total recurrent expenditure. Accordingly, the payment of interest had increased by Rs.517 billion compared to the preceding year. Furthermore, settlement of certain loan installments and interest had been suspended during the period from 13 April 2022 up to the end of the year under review following the interim policy decision taken by the Ministry of Finance, Economic Stabilization and National Policies on 12 April 2022 to suspend the settlement of foreign loans. Nevertheless, it was observed that the said deficit would have further increased had the payments relating thereto been made. The payment of interests, which stood at Rs.151 billion in the year 2006, had increased by 936 per cent to Rs. 1,565 billion by the year 2022. In order to finance the budget deficit, loans had to be obtained and the payment of interest therefor had increased annually. Out of the government revenue amounting to Rs. 1,999 billion collected during the year, Rs.1,565 billion or 78.29 per cent had to be paid as interests. This position was annually on the increase during the related period and it had rapidly increased from the year 2019.

The total of outstanding revenue recoverable as at the end of the year under review from the key institutions collecting revenue, such as, the Department of Inland Revenue, Sri Lanka Customs, Department of Excise, and Department of Motor Traffic, amounted to Rs. 971,330,513,621.

Revenue of Rs. 904 billions, which was supposed to be collected as at 31 December 2022 by the Inland Revenue Department, which recorded the highest outstanding revenue, remained in arrears without being collected. If it had been possible to collect that revenue in the year 2022, the revenue deficit of that year could have been reduced by Rs.636 billion or 41.30 per cent. The revenue that remained outstanding amounted to Rs.698 billion and 620 billion in the years 2020 and 2021, respectively. If it had been possible to collect that revenue in those years, the revenue deficit in the year 2020 could have been reduced by 46.47 per cent to Rs.606 billion, and in the year 2021 by 51.94 per cent to Rs.670 billion.

The reasons such as, inefficiencies in the Revenue Administration and Management Information System, tax appealing process is time-consuming, and lack of a special court



system relating to the recovery of outstanding taxes, had attributed to the delay of the Department of Inland Revenue in recovering outstanding taxes.

The failure to properly prepare revenue estimates, collect revenue in accordance with the prepared revenue estimates, and effectively manage expenditure had led the government to obtain public debts. Due to the annual increase in obtaining those loans, the interest costs of the loans had also increased annually, resulting in an increase in recurrent expenditure. Due to the failure to collect the estimated revenue as expected and the increase in the recurrent expenditure, the revenue was insufficient to meet the annual expenses, leading to an increase in the revenue deficit each year.

#### **4.3 Budget Deficit**

According to the financial statements of the Government, the budget deficit for the year 2022 stood at Rs. 2,555 billion, accounting for 10.58 percent of the GDP. The budget deficit for the year 2021 was Rs. 2,080 billion, representing 12.37 of the GDP. There was a budget deficit throughout the period from 2006 to 2022 and the budget deficit, which stood at Rs. 300 billion in the year 2006, had increased to Rs. 2,555 billion by 2022. During that period, the highest budget deficit was recorded in 2022. The budget deficit as a percentage of the GDP ranged from 5.55 per cent to 14.08 per cent from 2006 to 2022. The actual budget deficit, which should be 5 per cent of the actual GDP as stipulated in Section 3(a) of the Fiscal Management (Responsibility) Act, No.03 of 2003, was not maintained during any year within that period. It was possible to maintain that percentage at 5.55 per cent, 5.69 per cent, and 5.59 per cent in 2016, 2017, and 2018 respectively.

#### **4.4 Increase in the Debt Balance**

With the increase in the annual budget deficit, the quantity of borrowings had also increased. According to the financial statements of the government, the debt balance payable by the government as at the end of 2022 was Rs. 27,379 billion. The balance mentioned above included local debts amounting to Rs. 14,360 billion and foreign debts amounting to Rs. 13,020 billion. The public debt balance had reached Rs. 16,827 billion in 2021. Accordingly, the debt balance had increased by Rs. 10,552 billion, representing a 63 percent increase in 2022 compared to 2021. The debt balance, amounting to Rs. 2,431 billion in 2006, accounted for 82.72 per cent of the GDP and by the end of 2022, it

had reached to Rs. 27,379 billion, representing 113.8 percent of the GDP. Furthermore, in terms of Section 3 (f) of the Fiscal Management (Responsibility) Act, No.3 of 2003, the government's liability should be below 85 per cent. However, the government's debt liability, excluding other liabilities, had reached 113.38 per cent exceeding the aforementioned limit. This situation persisted in both 2020 and 2021 as well.

#### **4.5 Public Investments**

Despite the failure to collect sufficient revenue to settle recurrent expenditure during the period from 2006 to 2022, a sum of Rs. 9,213 billion was invested as public investments during that period. The analysis of the financial statements reveals that the funds required for the aforementioned investment were financed through public debts. A sum of Rs. 1,014 billion was invested in public investments in 2022. Compared to the public investments amounting to Rs. 790 billion made in the preceding year, an increase of Rs. 224 billion is observed during the year under review. The public investments of Rs. 1,014 billion of the year 2022 were stated as construction and purchase of physical assets and acquisition of other investments under the financial expenses of the cash flow generated from investment activities in the cash flow statement. The public investments totaling Rs. 9,213 billion from the year 2006 to 2022 were specified as construction and purchase of physical assets and acquisition of other investments in the cash flow statements. Nevertheless, only Rs.2,093 billion thereof were recognized and accounted for as non-financial assets in the statement of financial position of 2022. Accordingly, assets worth Rs. 7,120 billion, which accounted for 77 per cent of the total amount of Rs. 9,213 mentioned in the cash flow statements for the construction and purchase of physical assets and acquisition of other investments, were not recognized and brought to account. Furthermore, non-financial assets were not accounted for in the financial statements from the year 2005 to 2014, and their inclusion in the financial statements was initiated since the year 2015.

#### **4.6 Public Debts**

##### **(a) Obtaining loans in excess of the amount scheduled as per the Government Loan Scheme**

According to the scheme for obtaining loans for the year under review, the scheduled Treasury bond value stood at Rs. 1,976,800 million, whereas Treasury bonds worth

Rs. 2,373,044 million was obtained as at 31 December 2022. Accordingly, loans were obtained in excess of the scheduled amount by Rs. 396,244 million representing 20 per cent through Treasury bonds.

According to the loan scheme, even though it was not expected to obtain loans from foreign currency banking units, the actual loans borrowed from FCBU had been amounted to Rs.339 million. Further, the value of the Sri Lanka Development Bonds amounted to Rs. 66,686 million according to the loan scheme, but it had reached Rs. 67,441 million by the end of the year. Accordingly, the value of the Sri Lanka Development Bonds had increased by Rs. 755 million or 1,1 per cent in excess of the amount scheduled for the year under review.

- (b) The disbursement estimate and the actual disbursement value as per the Performance Plan for the year 2022 were as follows.

Development Partner	Disbursement Estimate 2022	Actual Disbursement Value 2022	Variance	Variance as a percentage of the Disbursement Estimate
	USD Mn.	USD Mn.	USD Mn.	%
World Bank	482	456.2	(25.8)	(5)
Asian Development Bank	550	741.4	191.4	35
China		101.3	101.3	
Japan		75.7	75.7	
Korea		4.9	4.9	
East Asian Countries	50	21.4	(28.6)	(57)
South Asian Countries	835	925.5	90.5	11
Russia, Australia and Western Countries	150	76	(74)	(49)
United Nations Agencies	8	11.1	3.1	39
<b>Total</b>	<b>2,075</b>	<b>2,413.5</b>	<b>338.5</b>	

The following observations are made in this connection.

- (i) Although the total value of the disbursement estimate for the year 2022 was USD 2,075 million, the actual disbursement value was USD 2,413.5 million.



Accordingly, the actual disbursement value had exceeded the disbursement estimate by USD 338.5 million or around 16 per cent.

- (ii) Although estimates were not made to obtain loans from China, Japan and Korea as per the disbursement estimate, the actual borrowings stood at USD 101.3 million, USD 75.7 million, and 4.9 million, respectively.
- (iii) When comparing the actual realizable value of the loans obtained from the Asian Development Bank, the South Asian Countries and the United Nations Agencies with the disbursement estimates, there were excesses of 35 per cent, 11 per cent, and 39 per cent, respectively.
- (iv) The loans, which were expected to be obtained from the World Bank, East Asian Countries and Russia, Australia and the Western Countries, had decreased by 5 per cent, 57 per cent, and 49 per cent, respectively.

#### 4.7 Profit and Dividends

The following observations are made.

- (i) Revenue of Rs. 34.7 billion and Rs.6.3 billion had been estimated from the profit revenue code 20.02.03.00 and the dividend revenue code 20.02.04.00, respectively for the year ended 31 December 2022. Out of that amount, the Public Enterprises Department was able to collect Rs.22 billion and Rs.6.08 billion, respectively during the year under review and it had been 63 per cent and 97 per cent of the estimated profit and dividend income, respectively.
- (ii) Although the capital contribution of the government owned business enterprises stood at Rs. 2,165,981,657,905 in the government's financial statements as at 31 December 2022, only profits and dividends amounting to Rs. 28,092,481,811 were received for that investment during the year under review, representing 1.3 of the investment value.

- (iii) Even though the number of Government owned business and other institutions which are under supervision of the Department of Public Enterprises as at 31 December 2022 stood at 300, revenue estimates for 63 institutions of them had been prepared and only 47 institutions had remitted profits and dividends to the Treasury.
- (iv) In terms of Section 10 (5) of the Finance Act, No.38 of 1971, all sums remaining out of the net surplus revenue of the state corporations should be credited to the Consolidated Fund. However, there observed instances where, the Public Enterprises Department had not taken adequate measures, according to the above provisions, to have such surplus credited to the Consolidated Fund from the public enterprises that reported such surplus.

#### **4.8 Treasury Guarantee and Letters of Comfort**

Treasury Guarantees worth Rs. 2,793,987 million and Letters of Comfort worth Rs. 114,527 million had been issued under 239 instances and 19 instances, respectively for external institutions as at 31 December 2022. According to the financial statements of the government for the year under review, it was observed that Treasury Guarantees worth Rs. 45,628 million and the Letters of Comfort worth Rs. 66,637 million issued to external institutions on 09 occasions and 13 occasions respectively had expired by 31 December 2022.

**Sgd./W.P.C. Wickramaratne**  
**Auditor General**

W.P.C. Wickramaratne  
Auditor General