

Publication of Procurement Information under the Governance Action Plan – IMF 2022 - 2024

Procuring Entities Subjected for Monitoring

- 1) Ceylon Petroleum Corporation
- 2) Lanka Coal Limited
- 3) Ministry of Agriculture, Livestock, Land and Irrigation (Agriculture Sector)
- 4) Ministry of Education, Higher Education and Vocational Education
- 5) Ministry of Transport, Highways, Ports and Civil Aviation (Including Sri Lanka Ports Authority)
- 6) Srilankan Airlines Ltd
- 7) Ministry of Urban Development, Construction and Housing
- 8) Ministry of Health and Mass Media (Health Sector)
- 9) Ministry of Agriculture, Livestock, Land and Irrigation (Irrigation Sector)
- 10) Ministry of Urban Development, Construction and Housing (Water Sector)

01)Ceylon Petroleum Corporation

Table 1-1

No. of Bids	No. of Procurements
1	7
2	2
3	0
4	1
5	0
6	0
7	0
8	0
9	0
>= 10	0

Chart 1-1

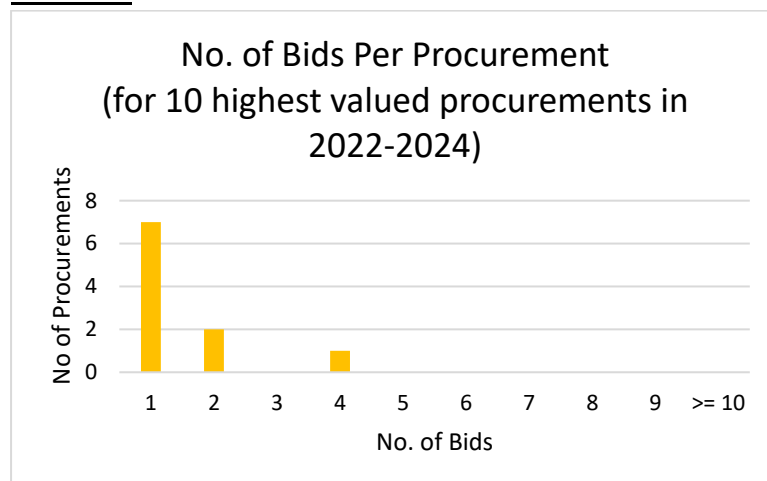


Table 1-2: Procurements with Value Over Rs. 200 Mn

	2022	2023	2024	Total
Success	23	75	53	151
Negotiated	0	0	0	0
Re-tendered	0	0	0	0
Failed	61	14	0	75
Cancelled	135	25	2	162
	219	114	55	388

Chart 1-2

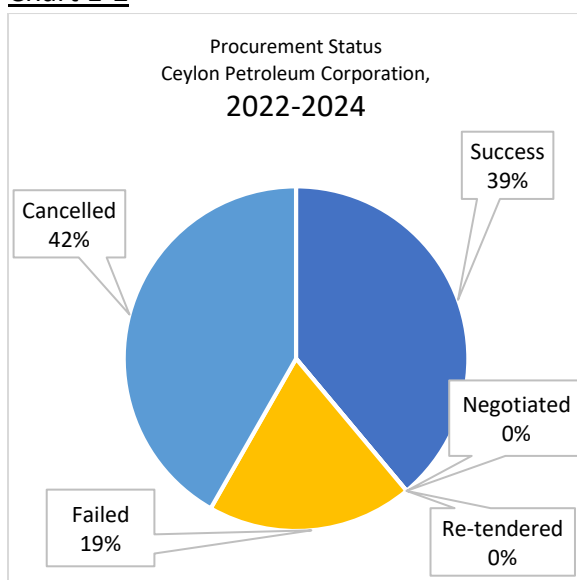
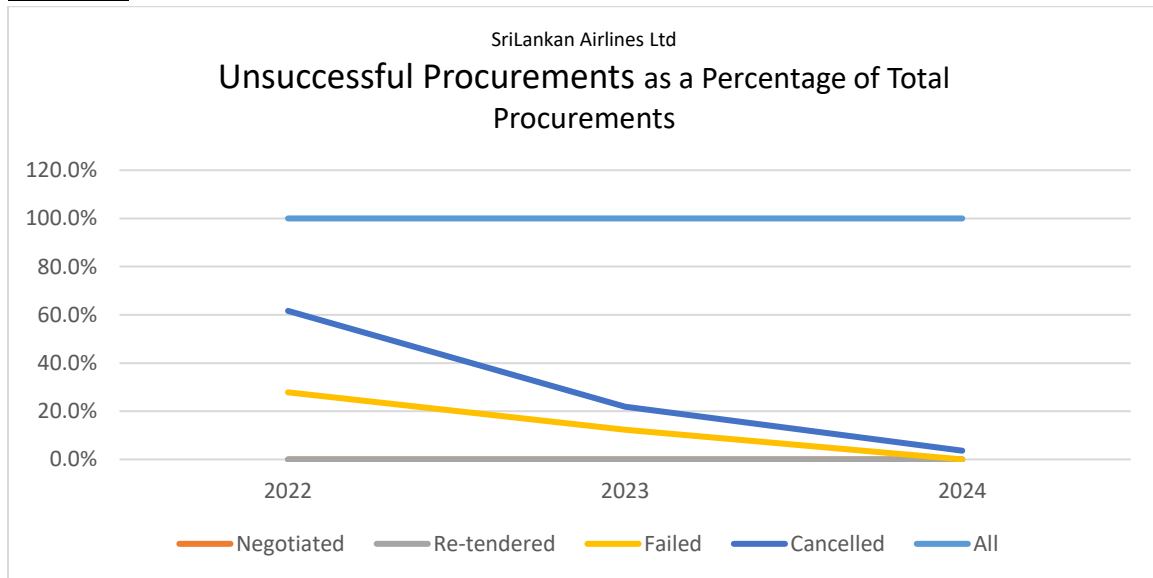


Chart 1-3



02) Lanka Coal Limited

Table 2-1

No. of Bids	No. of Procurements
1	1
2	0
3	0
4	0
5	1
6	1
7	0
8	0
9	1
>= 10	0

Chart 2-1

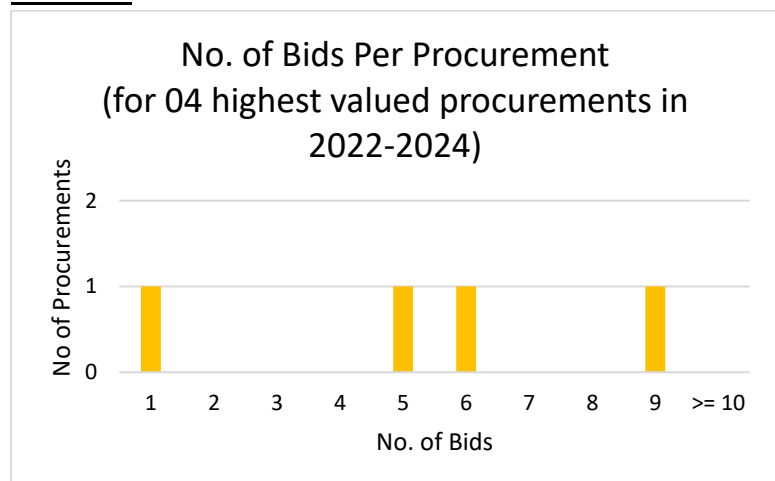


Table 2-2: Procurements with Value Over Rs. 200 Mn

	2022	2023	2024	Total
Success	0	3	1	4
Negotiated	0	0	0	0
Re-tendered	0	0	0	0
Failed	2	0	0	2
Cancelled	1	2	2	5
	3	5	3	11

Chart 2-2

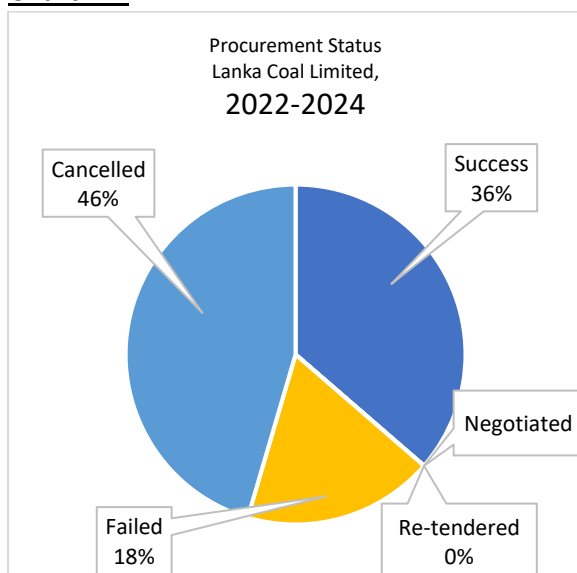
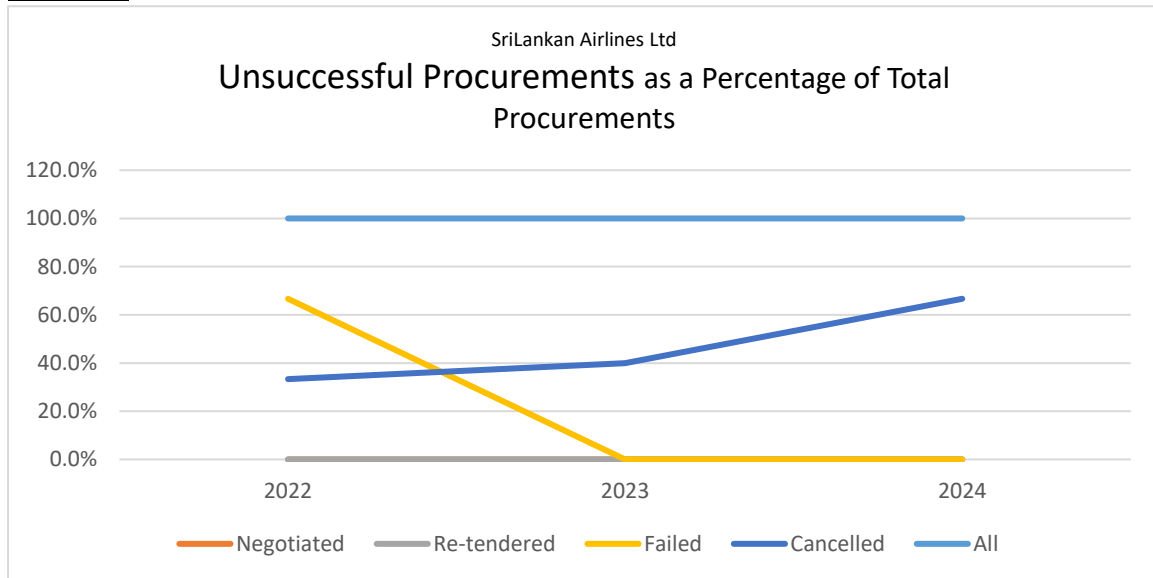


Chart 2-3



03)Ministry of Agriculture, Livestock, Land and Irrigation (Agriculture Sector)

Table 3-1

No. of Bids	No. of Procurements
1	0
2	0
3	6
4	0
5	1
6	1
7	0
8	1
9	0
>= 10	1

Chart 3-1

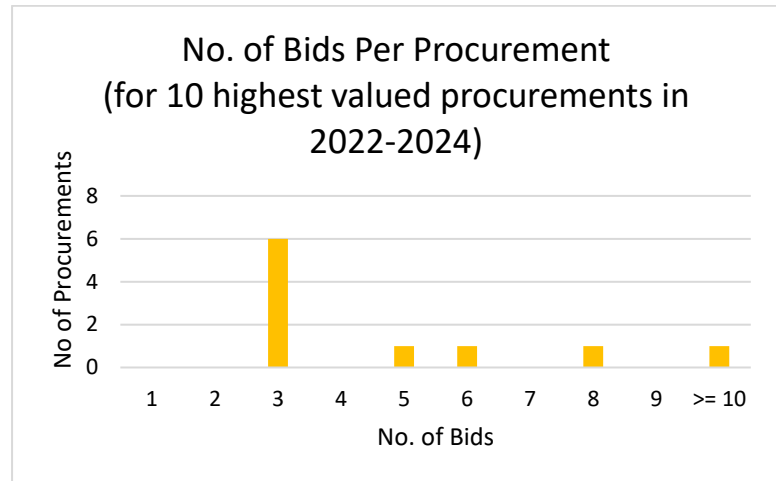


Table 3-2: Procurements with Value Over Rs. 200 Mn

	2022	2023	2024	Total
Success	9	2	0	11
Negotiated	0	0	0	0
Re-tendered	0	0	0	0
Failed	0	0	0	0
Cancelled	0	0	3	0
	9	2	0	11

Chart 3-2

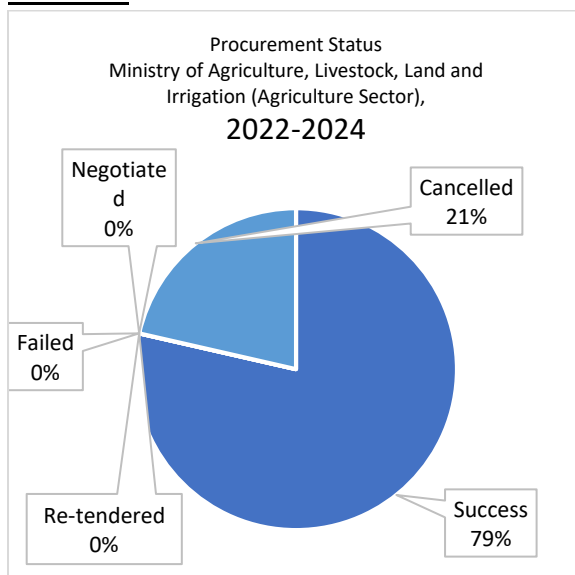
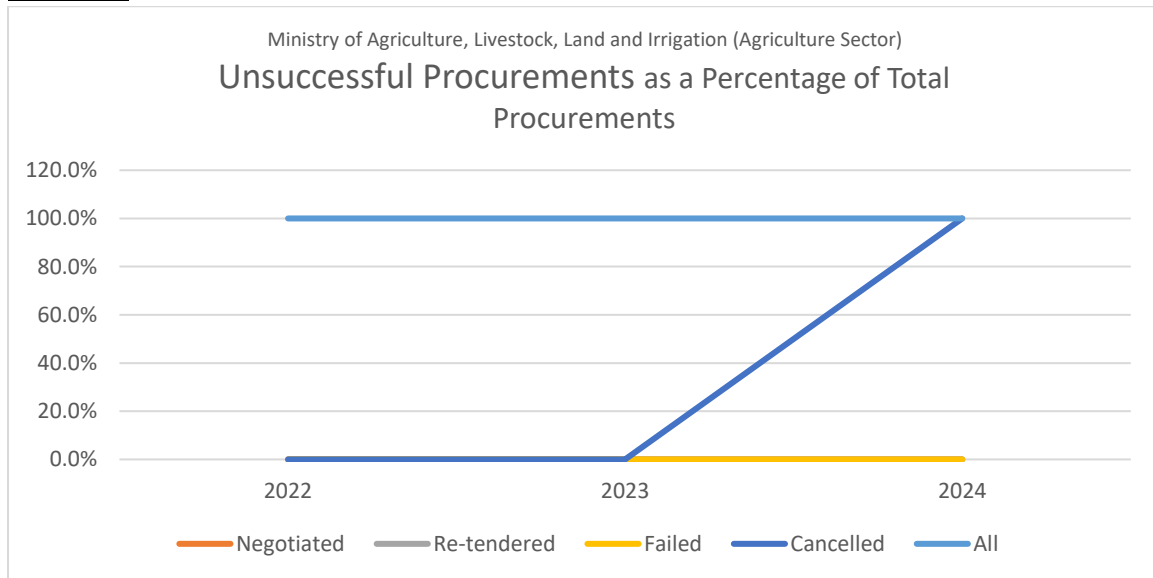


Chart 3-3



04)Ministry of Education, Higher Education and Vocational Education

Table 4-1

Procurements with Value Over Rs. 200 Mn

	<u>2022</u>	<u>2023</u>	<u>2024</u>	<u>Total</u>
-				
Success	ND	ND	ND	0
Negotiated	0	0	0	0
Re-tendered	0	0	0	0
Failed	0	0	0	0
Cancelled	0	1	0	1
	0	1	0	1

ND: No details about successful procurements.

05)Ministry of Transport, Highways, Ports and Civil Aviation (Including Sri Lanka Ports Authority)

Table 5-1

No. of Bids	No. of Procurements
1	0
2	2
3	0
4	1
5	3
6	0
7	2
8	0
9	1
>= 10	1

Chart 5-1

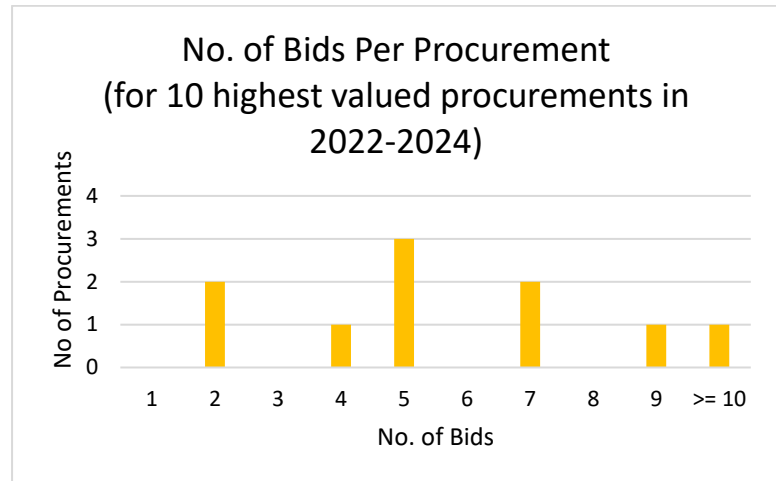


Table 5-2: Procurements with Value Over Rs. 200 Mn

	2022	2023	2024	Total
Success	9	8	9	26
Negotiated	0	0	0	0
Re-tendered	0	0	1	1
Failed	0	0	0	0
Cancelled	1	0	0	1
	10	8	10	28

Chart 5-2

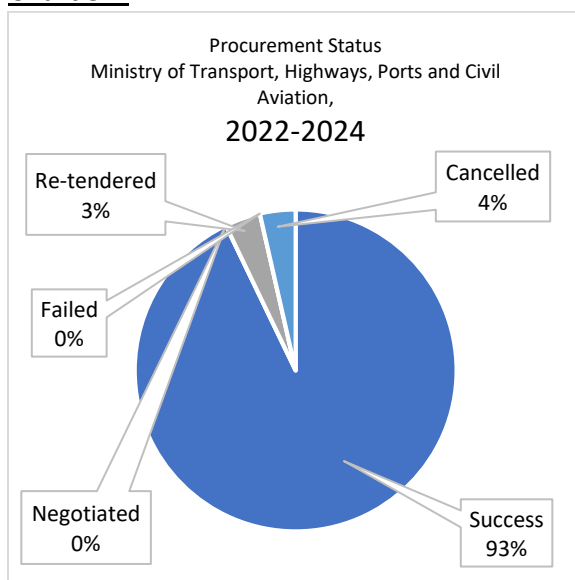
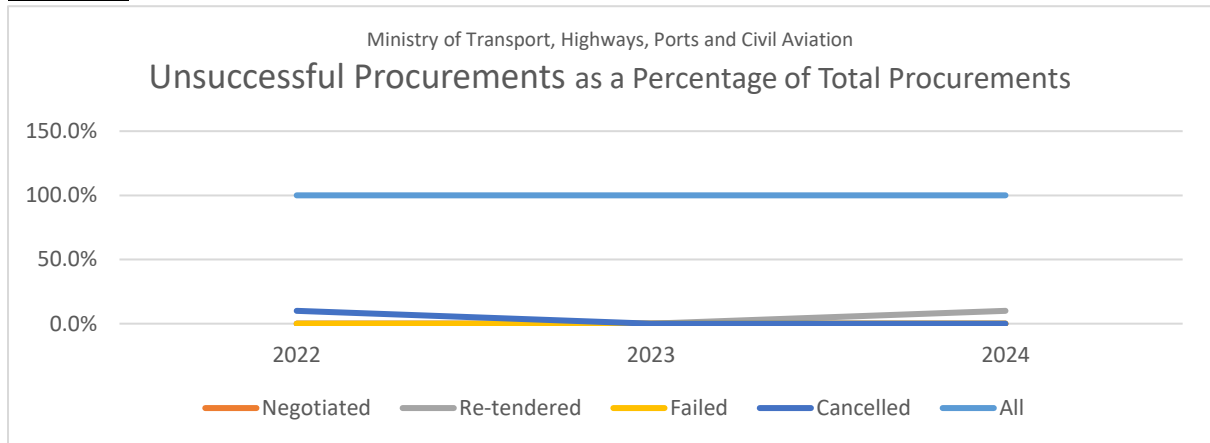


Chart 5-3



06)Srilankan Airlines Ltd

Table 6-1

No. of Bids	No. of Procurements
1	2
2	1
3	0
4	0
5	1
6	0
7	0
8	0
9	0
>= 10	0

Chart 6-1

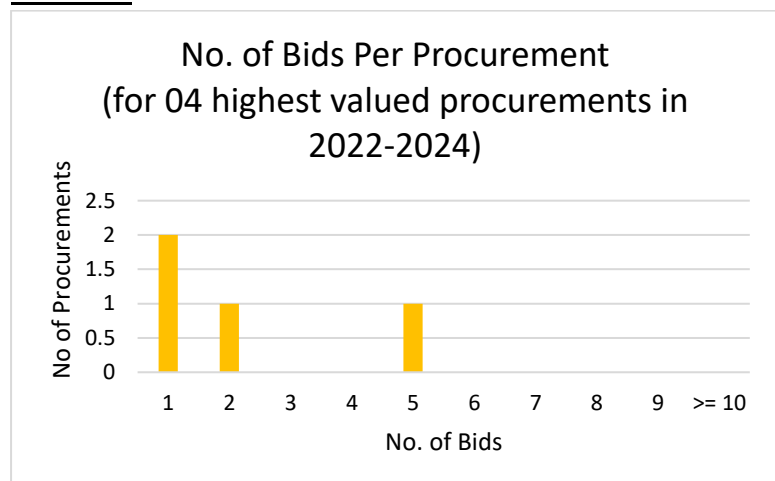


Table 6-2: Procurements with Value Over Rs. 200 Mn

	2022	2023	2024	Total
Success	4	47	18	69
Negotiated	0	0	0	0
Re-tendered	1	3	1	5
Failed	3	1	1	5
Cancelled	4	3	0	7
	12	54	20	86

Chart 6-2

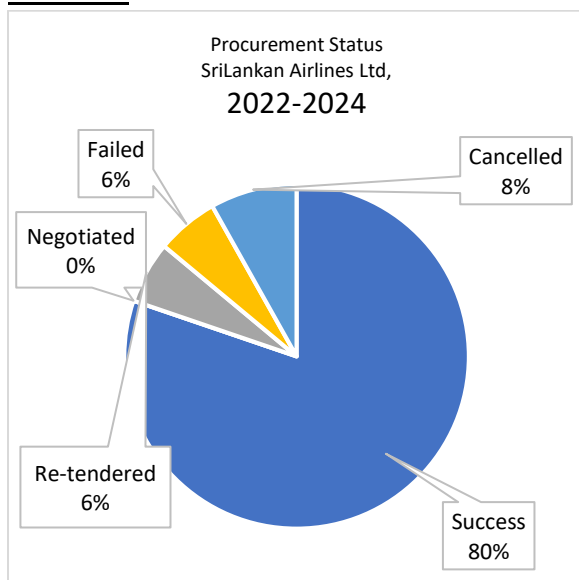
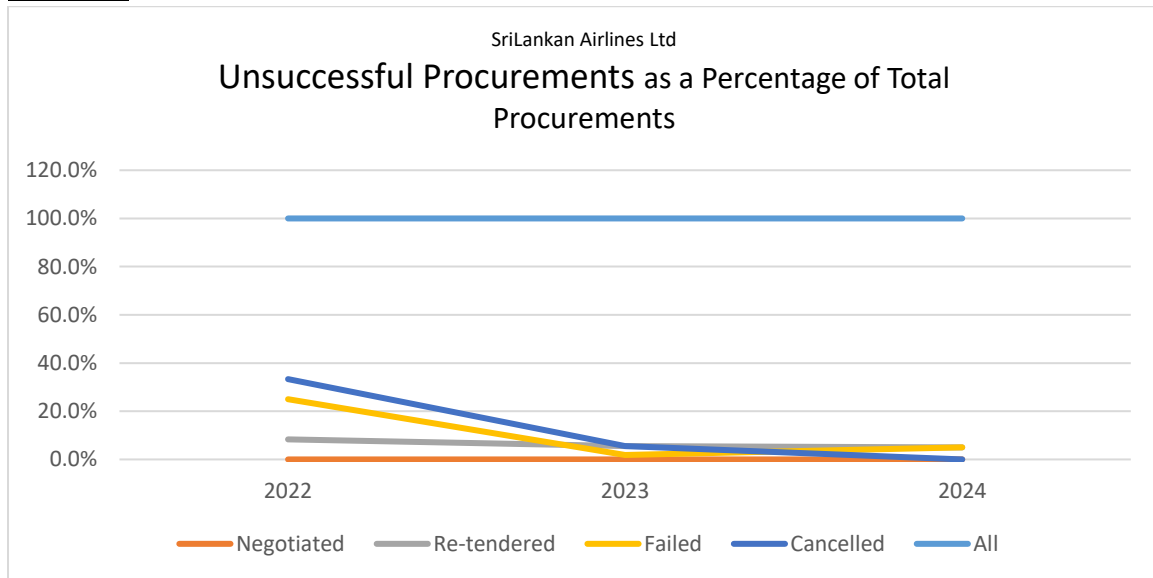


Chart 6-3



07)Ministry of Urban Development, Construction and Housing

Table 7-1

No. of Bids	No. of Procurements
1	0
2	0
3	0
4	0
5	1
6	0
7	0
8	0
9	0
>= 10	0

Chart 7-1

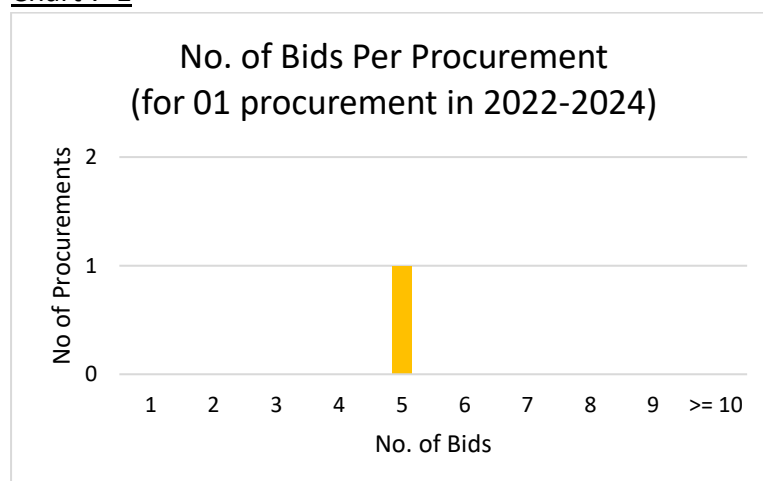


Table 7-2: Procurements with Value Over Rs. 200 Mn

	2022	2023	2024	Total
Success	1	0	3	4
Negotiated				0
Re-tendered				0
Failed				0
Cancelled				0
	1	0	3	4

Chart 7-2

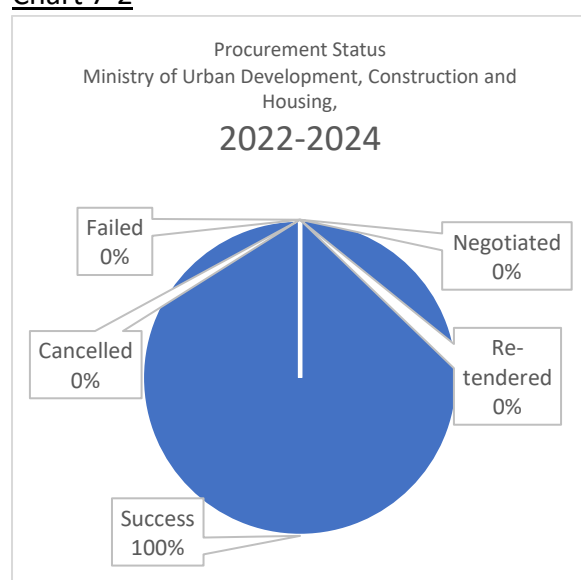
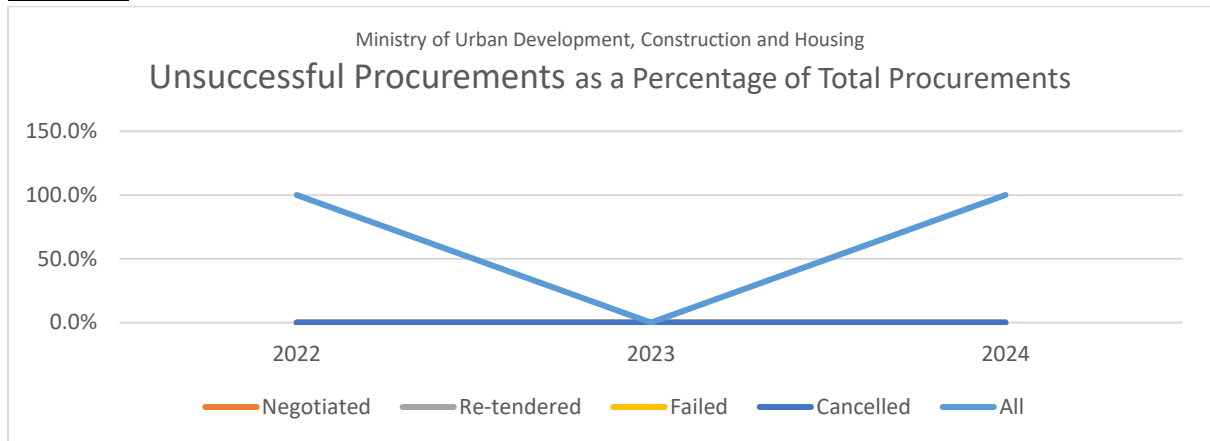


Chart 7-3



08)Ministry of Health and Mass Media (Health Sector)

Table 8-1

No. of Bids	No. of Procurements
1	0
2	3
3	1
4	1
5	1
6	0
7	1
8	0
9	0
>= 10	3

Chart 8-1

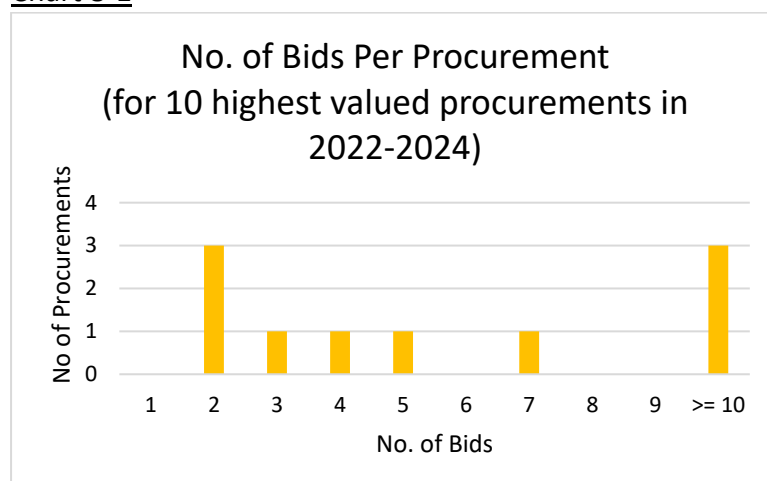


Table 8-2: Procurements with Value Over Rs. 200 Mn

	2022	2023	2024	Total
Success	36	40	34	110
Negotiated	7	4	5	16
Re-tendered	3	2	0	5
Failed	2	1	0	3
Cancelled	12	39	23	74
	60	86	62	208

Chart 8-2

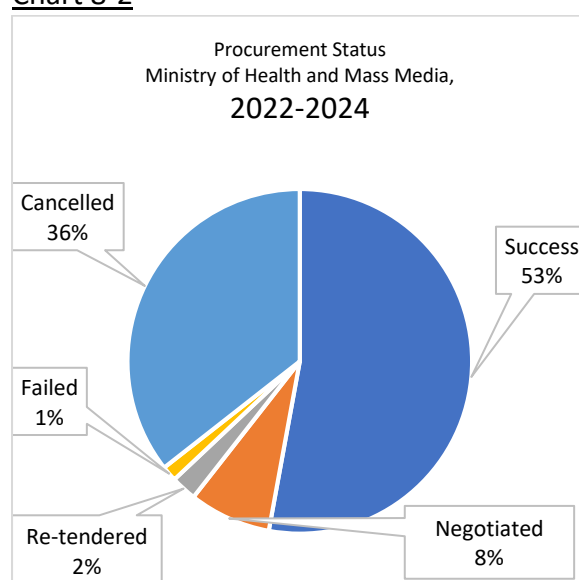
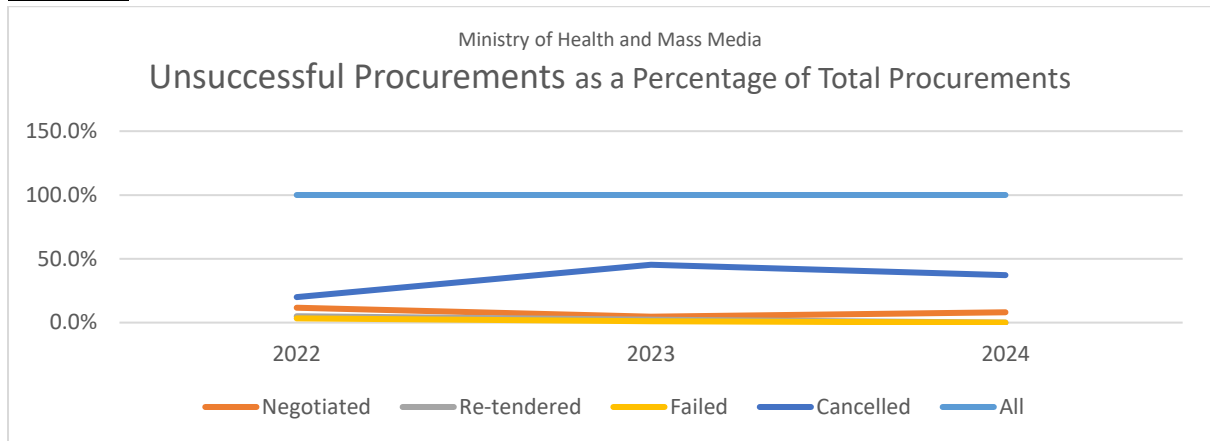


Chart 8-3



09)Ministry of Agriculture, Livestock, Land and Irrigation (Irrigation Sector)

Table 9-1

No. of Bids	No. of Procurements
1	0
2	0
3	0
4	0
5	0
6	1
7	0
8	0
9	0
>= 10	1

Chart 9-1

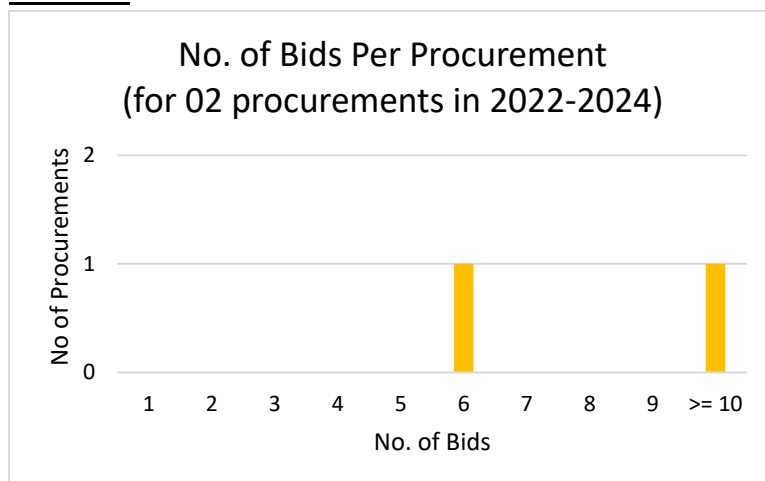


Table 9-2: Procurements with Value Over Rs. 200 Mn

	2022	2023	2024	Total
Success	1	1	0	2
Negotiated	0	0	0	0
Re-tendered	1	0	0	1
Failed	0	1	0	1
Cancelled	0	6	0	6
	2	8	0	10

Chart 9-2

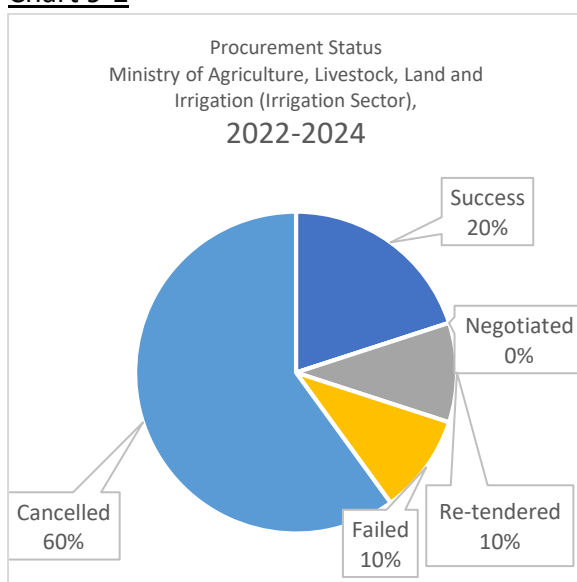
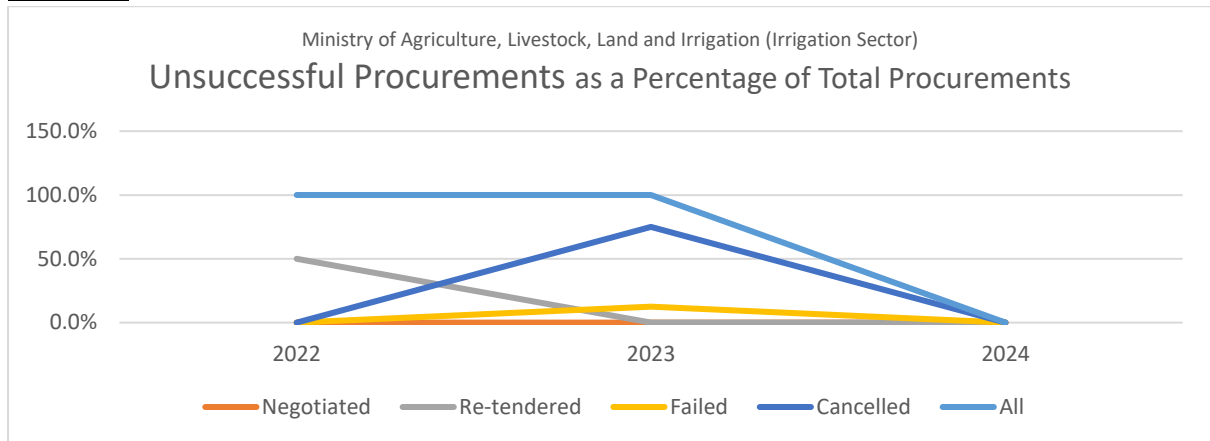


Chart 9-3



10) Ministry of Urban Development, Construction and Housing (Water Sector)

Table 10-1

No. of Bids	No. of Procurements
1	2
2	2
3	0
4	4
5	1
6	0
7	0
8	0
9	0
>= 10	2

Chart 10-1

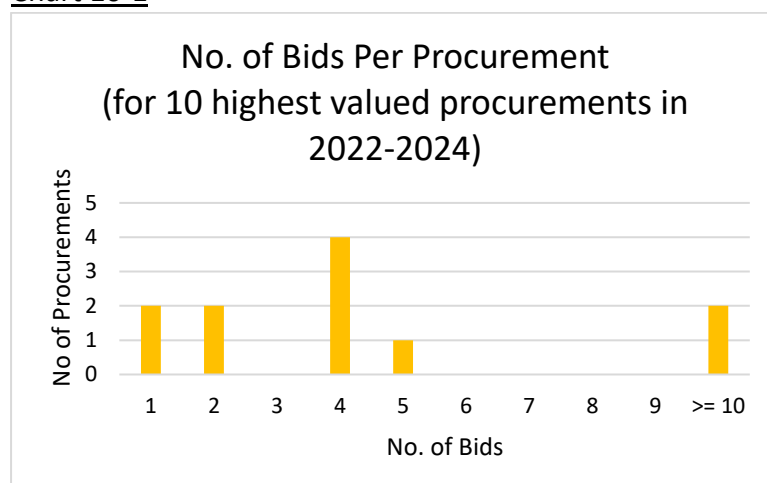


Table 10-2: Procurements with Value Over Rs. 200 Mn

	2022	2023	2024	Total
Success	29	4	6	39
Negotiated	0	0	0	0
Re-tendered	0	0	0	0
Failed	0	0	0	0
Cancelled	129	0	0	129
	158	4	6	168

Chart 10-2

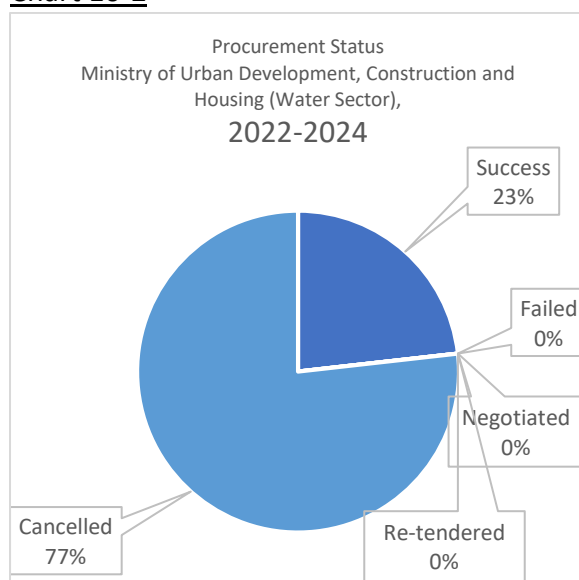


Chart 10-3

