



THE QUARTERLY

Statistical Debt Bulletin

2024 | Fourth Quarter

Ministry of Finance, Planning and Economic Development
Sri Lanka

Content

01

Overview

02

Summary of Public Debt

03

External Debt of the Government

04

Domestic Debt of the Government

05

Debt of Provincial Council & Local Government Authorities

06

Debt of SOE's Treasury Guarantees and Letter of Comforts

07

Annexures

THE QUARTERLY STATISTICAL DEBT BULLETIN

FOURTH QUARTER | 2024

PUBLISHED ON FEBRUARY 28, 2025

01 OVERVIEW

Establishment of the Public Debt Management Office (PDMO) is major milestone achieved in line with the fiscal enhancement effort of the Government. One of the functions of the PDMO is to publish Quarterly Statistical Debt Bulletins pursuant to the Section 24 of the Public Debt Management Act No. 33 of 2024.

Publishing a public debt statistical bulletin will ensure the Government's commitment to transparency, accountability and free accessibility to information by the international organizations, investors and the general public. Public Debt in Sri Lanka consists of debt of the Government, debt of Provincial Councils, Local authorities and State owned enterprises.

This publication depicts the public debt statistics in Sri Lanka as of the end December, 2024.

1

02 SUMMARY OF PUBLIC DEBT

Summary of Public Debt as of December 31, 2024

\$ 101,251 million	\$ 4,896 million	\$ 20 million
Government Debt	SOE Debt (Guaranteed)	PC & LG Debt

Summary of Public Debt as of December 31, 2024

	USD million	End September 2024 ¹	End December 2024 ²
Debt of the Government	Domestic Debt³	59,948	64,571
	LKR Denominated	59,948	62,413
	FX Denominated	-	2,158
	External Debt	38,268	36,680
	Bilateral ⁴	11,052	10,753
	Multilateral	12,472	12,897
	Commercial ⁵	14,744	13,030
	Total Debt of the Government	98,216	101,251
SOE Debt	SOE Guaranteed Debt	5,489	4,896
	LKR Denominated	1,949	1,857
	FX Denominated	3,540	3,039
	Total Debt of SOEs⁶	5,489	4,896
PC & LG Debt	Provincial Councils (PCs)		-
	Local Governments (LGs)		20
	LKR Denominated		20
	Total PC & LG Debt⁷		20
	Total Public Debt	103,705	106,166

Notes:

¹ for the conversion of figures in different currencies into USD, the exchange rates as of 30th September 2024 have been used (ex.USD:LKR =299.3565).

² Provisional, for the conversion of figures in different currencies into USD, the exchange rates as at 31st December 2024 have been used (ex. USD:LKR = 292.5833).

³ Includes T-Bills (includes interest), T-Bonds, Suhrupaya Loan Account & Retirement Gratuity Loan, Borrowings from Domestic Banks from 2011 to 2019 to finance for development projects implemented by Road Development Authority (RDA), Ministry of Health & National Water Supply & Drainage Board (NWS&DB) & Term loans of Bank of Ceylon (BOC) and People's Bank (PB)

⁴ includes restructured loans of China Development Bank (CDB) (effective date 2024.1.1)

⁵ includes restructured ISBs and Foreign Currency Term Loans of CDB (effective dates 2024.3.31 & 2024.1.1 respectively)

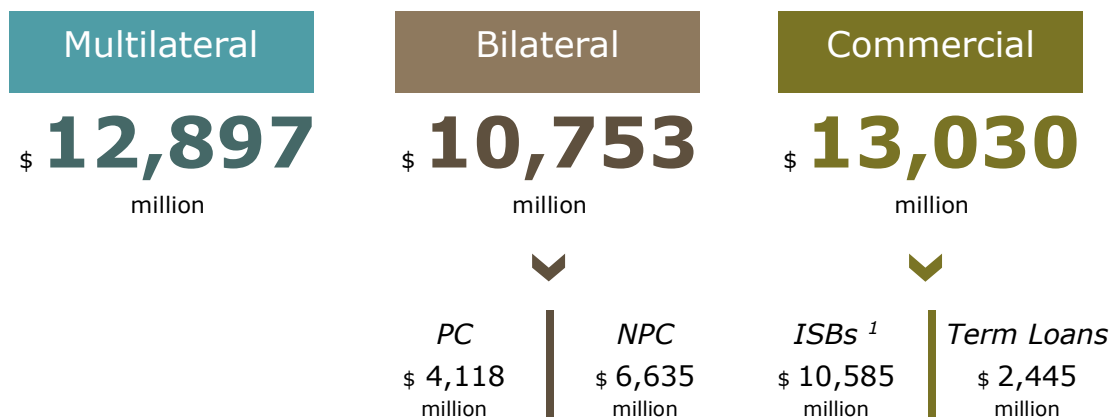
⁶ Direct debt of SOEs are published when figures are received from all SOEs

⁷ Data have been collected from the Ministry of Public Administration, Provincial Councils & Local Governments

Sources: PDMO, Department of Treasury Operations (TOD), Ministry of Public Administration, Provincial Councils & Local Government

03 EXTERNAL DEBT OF THE GOVERNMENT

Outstanding of Government External Debt



Notes

Paris Club (PC) - Japan, France, Korea, Germany, USA, Spain, Russia, Sweden, Australia, Canada, Austria, UK, Belgium, Denmark, Netherlands

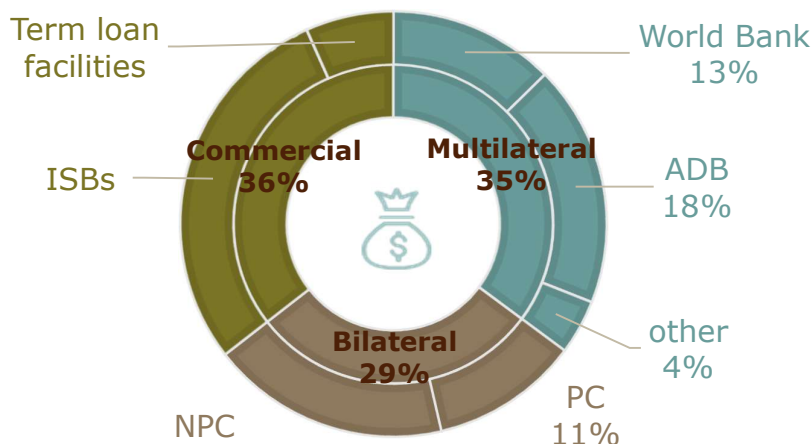
Non Paris Club (NPC) - China, India, Saudi Arabia, Kuwait, Hungary, Iran, Pakistan

¹ Outstanding amounts of ISBs have not been classified on the current resident/non-resident basis of their holdings.

Total Government external debt as at the end of December, 2024 amounted to USD 36.7 billion. The creditor category-wise composition of external debt is depicted in the following graph;

3

Composition of Government External Debt –End December 2024



36 percent of total Government external debt represents the commercial debt, followed by multilateral debt (35 percent) and bilateral debt (29 percent). About 81 percent of the Commercial category debt consisted of International Bond Issuances (ISBs) and the rest from the foreign currency term financing facilities (Syndicated

Loans). The Asian Development Bank and the World Bank are the major multilateral creditors representing over 88 percent of the total multilateral debt. Under Bilateral debt, 62 percent represented by non-Paris Club countries while about 38 percent from Paris club countries.

Outstanding of Government External Debt by Creditor Countries and Organizations as end of December 2024

	Debt Outstanding (including unpaid Principal) in USD million	Unpaid Principal as of end December 2024 in USD million
Total External Debt	36,680.3	1,639.5
Multilateral	12,897.0	-
ADB	6,748.1	-
World Bank	4,619.5	-
IMF	993.7	-
IFAD	168.9	-
AIIB	145.5	-
OFID	129.5	-
EIB	78.8	-
NDF	13.1	-
Bilateral	10,753.0	1,370.8
Paris Club Countries	4,117.7	1,005.5
Japan	2,314.8	376.2
France	412.6	126.8
Korea	273.3	35.5
Netherlands	255.8	105.4
Germany	192.2	49.3
UK	185.6	88.8
USA	132.5	70.0
Austria	102.3	17.2
Spain	95.5	15.0
Russia	35.4	35.4
Sweden	34.7	34.7
Denmark	31.5	14.9
Australia	25.0	22.2
Canada	17.1	6.3
Belgium	9.5	7.9
Non Paris Club Countries	6,635.3	365.3
China ¹	4,925.9	29.6
India	1,366.4	230.8
Saudi Arabia	165.3	37.3
Kuwait	95.2	26.2
Hungary	45.5	8.9
Iran	32.9	30.4
Pakistan ²	2.1	2.1
Commercial	13,030.2	268.7
ISBs ³	10,584.7	268.7
Term loan facilities - CDB	2,445.5	-

Source: Public Debt Management Office

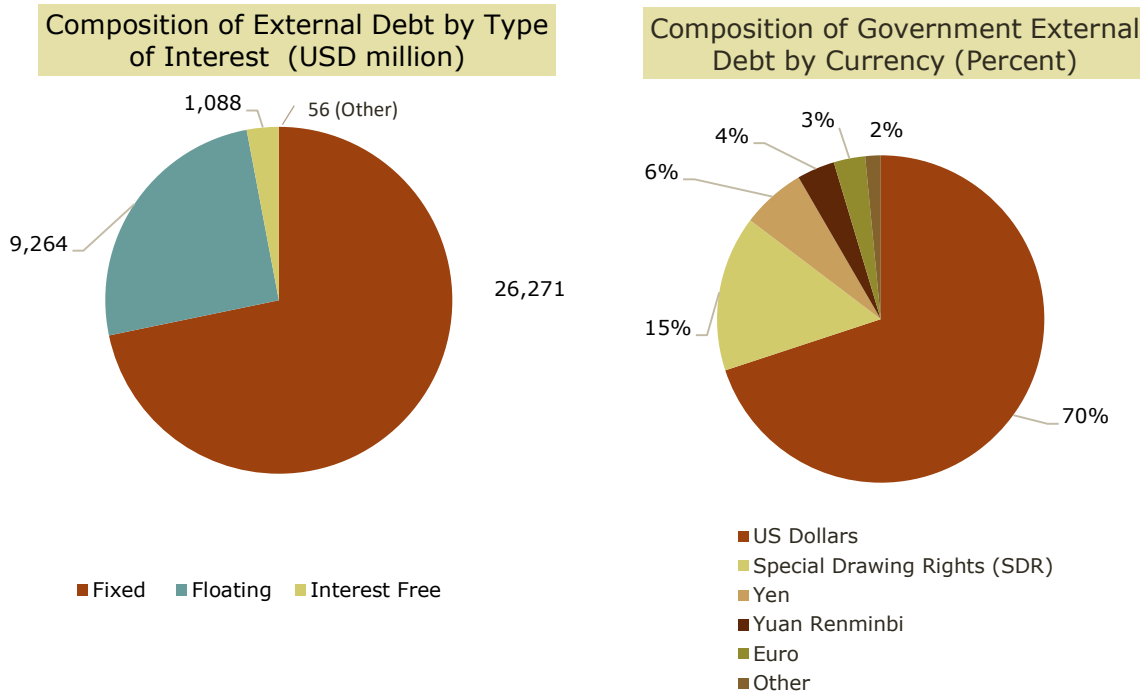
Notes:

¹ This includes restructured loans (effective date 1.1.2024)

² To be reconciled with lender

³ ISBs were exchanged with new bonds (effective date 31.3.2024). The balance of USD 268.8 million of ISBs to be restructured.

Composition of Government External Debt



Source: Public Debt Management Office

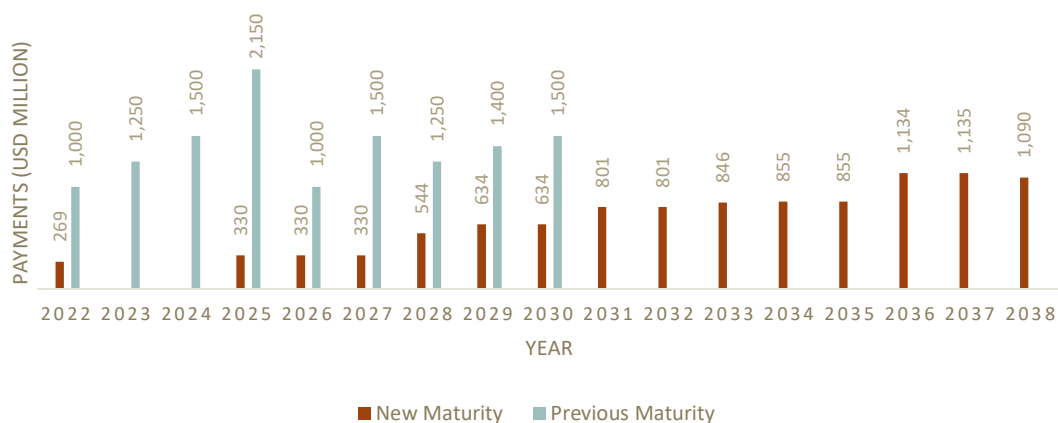
Source: Public Debt Management Office

71 percent of the Government external debt consists of the instruments obtained at fixed interest rate, whereas, 25 percent at floating interest rates.

Details of ISBs

Bond Exchange Name	Date of Issuance (DD/MM/YYYY)	Amount (USD million)	Tenure (Years)	Maturity Date (DD/MM/YYYY)
International Sovereign Bonds 2012 - USD 1000 mn ¹	25/07/2012	269	10	25/07/2022
Sri Lanka Macro Linked Bond 2030_(ISB Restructure 2024)	12/20/2024	1,087	6	1/15/2030
Sri Lanka Macro Linked Bond 2033_(ISB Restructure 2024)	12/20/2024	2,132	9	3/15/2033
Sri Lanka Macro Linked Bond 2036_(ISB Restructure 2024)	12/20/2024	999	12	5/15/2036
Sri Lanka Macro Linked Bond 2038_(ISB Restructure 2024)	12/20/2024	1,999	14	2/15/2038
Sri Lanka Governance Linked Bond 2035_(ISB Restructure 2024)	12/20/2024	1,440	11	6/15/2035
Sri Lanka USD Step-Up Bond 2038_(ISB Restructure 2024)	12/20/2024	1,126	14	6/15/2038
Sri Lanka PDI Bond_(ISB Restructure 2024)	12/20/2024	1,533	4	4/15/2028
Total		10,585		

Maturity Profile of ISBs



Source: Public Debt Management Office, CBSL

Note: 2022 includes the balance of USD 269 million to be restructured
ISBs have not been classified on the current resident/ non-resident basis of its holdings

04 DOMESTIC DEBT OF THE GOVERNMENT

6

Summary of Outstanding of Domestic Debt

Source	Outstanding Debt (in USD)	
Treasury Bills ¹	13,911,983,357	
Treasury Bonds	48,324,227,906	
Term Loan - BOC	1,581,712,532	
Term Loan - PB	546,248,881	
Suhurupaya Loan Account of Ministry of Defense	11,666,823	
Retirement Gratuity Loan Account	139,390,907	
Development Project Loans ²	55,599,573	
	<i>LKR Denominated</i>	25,252,371
	<i>FX Denominated</i>	30,347,202
Total	64,570,829,979	

Notes

¹ includes interest

² borrowings from Domestic Banks from 2011 to 2019 to finance for development projects implemented by RDA, Ministry of Health & NWS&DB

05 DEBT OF PROVINCIAL COUNCILS & LOCAL GOVERNMENT AUTHORITIES

Province/Local Authority	No. of total Local Government Authorities	Outstanding Debt as at 31st December 2024 (RS Mn) ¹	Outstanding Debt as at 31st December 2024 (USD Mn)
Western Province Local Government Authorities	14	562.69	1.92
Central Province Local Government Authorities	15	489.61	1.67
Southern Province Local Government Authorities	22	283.25	0.97
North-Western province Local Government Authorities	15	3,729.73	12.75
Sabaragamuva province Local Government Authorities	12	403.48	1.38
Northern province Local Government Authorities	2	2.87	0.01
Eastern province Local Government Authorities	7	32.01	0.11
Uva province Local Government Authorities	10	213.23	0.73
North-Central province Local Government Authorities	1	13.90	0.05
Total	97	5,730.76	19.59

Source: Ministry of Public Administration, Provincial Councils & Local Governments

Notes:

¹ Provisional, for the conversion of figures in LKR into USD, the exchange rates as at 31st December 2024 have been used. No outstanding debt for all provincial councils.

06 DEBT OF SOE'S TREASURY GUARANTEES & LETTER OF COMFORTS ISSUED BY GENERAL TREASURY

Beneficiary	Name of the Bank or Institution	Outstanding Amount - Capital as at 31.12.2024				Total (US\$ Mn)
		US\$ Mn.	Euro Mn.	J.Yen Mn.	Rs. Mn.	
Central Bank of Sri Lanka	Reserve Bank of India	1,551.43				1,551.43
Road Development Authority	Bank of Ceylon				115,208.44	1,067.61
	Commercial Bank				4,755.93	
	DFCC Bank				5,026.94	
	Hatton National Bank				20,133.15	
	National Development Bank PLC				6,299.84	
	National Savings Bank				111,288.57	
	People's Bank	11.37			40,463.40	
National Water Supply & Drainage Board	Sampath Bank				10,545.45	747.22
	Bank of Ceylon				39,826.53	
	China Development Bank	143.62				
	Commercial Bank				556.77	
	DFCC Bank				3,658.91	
	Exim Bank of India	152.38				
	Hatton National Bank				7,853.81	
	ING Bank, NV of Netherlands		71.32			
	National Development Bank PLC				15,290.45	
	National Savings Bank				28,436.37	
People's Bank				3,532.98		
Sri Lankan Airlines Limited	UniCredit Bank Austria AG		40.80			503.55
	Bank of Ceylon	105.00			12,900.00	
	DB Trustees (Hong Kong) Limited	175.00				
	International Air Transport Association	11.60				
	People's Bank	105.38			18,753.74	
Ceylon Electricity Board	Asian Development Bank	318.46				416.55
	Bank of Ceylon				4,280.00	
	Hatton National Bank	1.45				
	Industrial And Commercial Bank of China Limited	26.53				
	National Savings Bank				4,000.00	
Airport & Aviation Services (Sri Lanka) Limited	People's Bank				12,543.67	62.51
	Japan International Cooperation Agency (JICA)			3,043.70		
	Hongkong & Shanghai Banking Co.Ltd.	29.50				
Ceylon Petroleum Corporation	Hatton National Bank				4,000.00	30.81
	People's Bank	5.41				
	China National Chemical Engineering No.14 Construction Co. Ltd	25.40				
Bank of Ceylon & People's Bank	Bank of Ceylon					120.20
	Asian Infrastructure Investment Bank (AIIB)	120.00				
	Export Development Board				60.00	

8

Beneficiary	Name of the Bank or Institution	Outstanding Amount - Capital as at 31.12.2024				Total (US\$ Mn)
		US\$ Mn.	Euro Mn.	J.Yen Mn.	Rs. Mn.	
General Sir John Kotelawala Defence University	Bank of Ceylon				69.91	114.36
	National Savings Bank				33,896.09	
Regional Development Bank	Asian Development Bank	50.00				50.00
Ceylon Shipping Corporation Ltd	People's Bank	48.02				48.02
Mihin Lanka Limited	Bank of Ceylon	5.00			1,550.92	20.78
	People's Bank	5.00			1,650.00	
National School of Business Management Limited	Bank of Ceylon				5,765.00	19.41
Lanka Sathosa Limited	People's Bank				4,554.66	15.33
Sri Lanka Insurance Corporation	People's Bank	12.00				12.00
Lanka Coal Company (Pvt) Ltd	Bank of Ceylon				25,692.05	86.50
State Engineering Corporation	Bank of Ceylon				2,399.99	8.08
Techno Park Development Company Private Limited	National Savings Bank				750.00	5.05
	People's Bank				750.00	
Sri Lanka Land Reclamation & Development Corporation	National Savings Bank				1,067.44	3.59
Paddy Marketing Board	People's Bank				751.99	3.70
	Bank of Ceylon				345.73	
State Development and Construction Corporation	Bank of Ceylon				990.60	3.34
Co-operative Wholesale Establishment	Paddy Marketing Board				729.60	2.46
State Printing Corporation	People's Bank				48.32	0.16
Building Materials Corporation Ltd	Bank of Ceylon				500.00	1.68
Ceylon Fisheries Corporation	Bank of Ceylon				158.62	0.53
Janatha Estates Development Board	Bank of Ceylon				103.52	0.35
Northsea Limited	Sri Lanka Savings Bank				56.86	0.32
	Bank of Ceylon				37.41	
Sri Lanka State Plantation Corporation	People's Bank				91.50	0.31
Sri Lanka Rupavahini Corporation	Bank of Ceylon				52.09	0.18
National Paper Corporation	People's Bank				55.53	0.19
		2,902.55	112.12	3,043.70	551,482.77	4,896.21

Source: TOD

07 ANNEXURES

1. Outstanding of Government External Debt Stock by Creditor

Lender	Debt Outstanding (including unpaid Principal)	Unpaid Principal as of end December 2024
	in USD million	in USD million
Central Government External Debt	36,680.27	1,639.52
Bilateral	10,753.03	1,370.84
AB Svensk Export Credit (Sweden)	34.65	34.65
Agence Francaise De Development (France)	163	48
ANZ Investment Bank (Australia)	18.07	18.07
Banco Bilbao Vizcaya Argentaria (Spain)	18.18	10.82
Bank Austria Creditanstalt AG	10.14	6.66
BNP Paribas-Belgium	2.39	0.80
Calyon Credit Agricole CIB (France)	189.01	65.28
China Development Bank	612.16	-
Deutsche Bank AG (United Kingdom)	132.44	59.27
Erste Bank (Austria)	9.98	-
Export Development Bank of Iran	32.90	30.37
Export Finance & Insurance Corporation (Australia)	6.88	4.13
EXIM - China	4,176.92	-
EXIM - Hungary	45.48	8.87
EXIM - India	871.02	219.82
EXIM - US	40.07	17.17
Fortis Bank NV/Fortis Banque SA(Belgium)	1.84	1.84
Government of Canada	17.10	6.34
Government of China	13.70	3.29
Government of France	60.66	13.58
Government of Germany	192.16	49.29
Government of India	14.39	10.99
Government of Japan	2,314.82	376.20
Government of Korea	273.25	35.52
Government of Kuwait	95.16	26.25
Government of Pakistan	2.0	2.0
Government of Russia	35.42	35.42
Government of Spain	77.28	4.16
Government of USA	84.93	48.83
HSBC (With Guarantee of EKF Denmark)	31.53	14.88
HSBC (UK)	53.20	29.49
HSBC (HongKong- China)	123.11	26.29
ING Bank (Netherlands)	41.09	8.22

10

Lender	Debt Outstanding (including unpaid Principal)	Unpaid Principal as of end December 2024
	in USD million	in USD million
KBC Bank of Belgium	5.30	5.30
Rabobank (Co-op Centrale Raiffeisen)(Netherlands)	214.74	97.15
Raiffesen Zentral Bank (Austria)	34.92	3.34
Saudi Fund For Arab Economic Development	167.33	37.32
State Bank of India	481.00	-
The Riggs National Bank (Washington DC)	7.52	4.01
UniCredit Bank (Austria)	47.27	7.22
Multilateral	12,897.02	-
Asian Development Bank (ADB)	6,748.08	-
Asian Infrastructure Investment Bank (AIIB)	145	-
European Investment Bank	78.76	-
International Fund for Agricultural Development (IFAD)	168.85	-
International Monetary Fund EFF 23-26 Pr	993.75	-
Nordic Development Fund (NDF)	13.06	-
OPEC fund for International Development (OFID)	129.50	-
World Bank	4,619.55	-
Commercial	13,030.21	268.69
ISB s ¹	10,584.69	268.69
Term Loan Facilities - China Development Bank	2,445.52	-

Source: PDMO

Notes:

¹Outstanding amounts of ISBs have not been classified on the current resident/non-resident basis of their holdings.

2. Details of Outstanding Treasury Bills¹ as at 31 December 2024

Maturity Date	ISIN	Face Value (Rs Mn)
03 January 2025	LKA09125A038	76,764.00
	LKA18225A035	97,524.00
	LKA36425A039	7,771.00
10 January 2025	LKA09125A103	42,106.00
	LKA18225A100	44,561.00
	LKA36425A104	4,827.00
17 January 2025	LKA09125A178	42,508.00
	LKA18225A175	33,932.00
	LKA36425A179	22,433.00
24 January 2025	LKA09125A244	66,433.00
	LKA18225A241	64,898.00
	LKA36425A245	37,151.00
31 January 2025	LKA09125A319	89,081.00
	LKA18225A316	49,743.00
	LKA36425A310	62,259.00
07 February 2025	LKA09125B077	92,351.00
	LKA18225B074	39,948.00
	LKA36425B078	64,679.00
14 February 2025	LKA09125B143	63,177.00
	LKA18225B140	48,502.00
	LKA36425B144	60,779.00
21 February 2025	LKA09125B218	53,313.00
	LKA18225B215	43,675.00
	LKA36425B219	12,280.00
28 February 2025	LKA09125B283	46,847.00
	LKA18225B280	44,544.00
	LKA36425B284	40,568.00
07 March 2025	LKA09125C075	70,144.00
	LKA18225C072	67,451.00
	LKA36425C076	44,971.00
14 March 2025	LKA09125C141	82,014.00
	LKA18225C148	57,962.00
	LKA36425C142	40,740.00
21 March 2025	LKA09125C216	67,450.00
	LKA18225C213	70,034.00
	LKA36425C217	18,141.00
28 March 2025	LKA09125C281	33,594.00
	LKA18225C288	55,743.00
	LKA36425C282	15,226.00
04 April 2025	LKA18225D047	76,672.00
	LKA36425D041	18,459.00
11 April 2025	LKA18225D112	40,150.00
	LKA36425D116	14,897.00
18 April 2025	LKA18225D187	43,052.00
	LKA36425D181	18,788.00

Maturity Date	ISIN	Face Value (Rs Mn)
25 April 2025	LKA18225D252	57,689.00
	LKA36425D256	28,646.00
02 May 2025	LKA18225E029	61,104.00
	LKA36425E023	53,756.00
09 May 2025	LKA18225E094	61,768.00
	LKA36425E098	42,707.00
16 May 2025	LKA18225E169	70,216.00
	LKA36425E163	76,190.00
23 May 2025	LKA18225E235	70,531.00
	LKA36425E239	75,882.00
30 May 2025	LKA18225E300	50,492.00
	LKA36425E304	87,746.00
06 June 2025	LKA18225F067	85,919.00
	LKA36425F061	71,357.00
13 June 2025	LKA18225F133	99,122.00
	LKA36425F137	60,082.00
20 June 2025	LKA18225F208	80,935.00
	LKA36425F202	43,349.00
27 June 2025	LKA18225F273	45,438.00
	LKA36425F277	11,182.00
04 July 2025	LKA36425G044	46,107.00
11 July 2025	LKA36425G119	36,074.00
18 July 2025	LKA36425G184	53,481.00
25 July 2025	LKA36425G259	50,155.00
01 August 2025	LKA36425H018	25,435.00
08 August 2025	LKA36425H083	11,608.00
15 August 2025	LKA36425H158	20,637.00
22 August 2025	LKA36425H224	4,516.00
29 August 2025	LKA36425H299	3,534.00
05 September 2025	LKA36425I057	2,931.00
12 September 2025	LKA36425I123	1,105.00
19 September 2025	LKA36425I198	989.00
26 September 2025	LKA36425I263	1,784.00
03 October 2025	LKA36425J030	3,314.00
10 October 2025	LKA36425J105	11,244.00
17 October 2025	LKA36425J170	21,140.00
24 October 2025	LKA36425J246	13,378.00
31 October 2025	LKA36425J311	2,844.00
07 November 2025	LKA36425K079	23,977.00
14 November 2025	LKA36425K145	28,857.00
21 November 2025	LKA36425K210	35,656.00
28 November 2025	LKA36425K285	40,161.00
05 December 2025	LKA36425L051	55,687.00
12 December 2025	LKA36425L127	45,464.00
19 December 2025	LKA36425L192	55,115.00
26 December 2025	LKA36425L267	52,968.00
Treasury Bill Outstanding as at 31.12.2024		4,070,414.00

Source: CBSL

Notes:

1. If the maturity date falls on a bank holiday, payment will be made on the following business day.

3. Details of Outstanding Treasury Bonds¹ as at 31 December 2024

Maturity Date	Series	ISIN	Face Value (Rs Mn)
15-Jan-2025	22.50%2025A	LKB00325A156	84,727.78
15-Mar-2025	10.25%2025A	LKB01025C157	105,474.76
1-May-2025	09.00%2025A	LKB01225E019	117,412.97
1-Jun-2025	17.00%2025A	LKB00425F013	149,466.68
1-Jul-2025	18.00%2025A	LKB00325G013	273,484.43
15-Jul-2025	01.00%2025A	LKJ00225G157	72,640.22
1-Aug-2025	11.00%2025A	LKB01025H016	92,462.56
15-Oct-2025	10.35%2025A	LKB00825J156	73,408.14
15-Jan-2026	06.75%2026A	LKB00526A159	128,009.64
1-Feb-2026	09.00%2026A	LKB01326B011	223,498.50
1-Mar-2026	05.35%2026A	LKB01526C014	126,183.49
15-May-2026	22.50%2026A	LKB00426E154	145,060.96
1-Jun-2026	11.00%2026A	LKB01226F014	229,046.39
15-Jul-2026	01.00%2026A	LKJ00226G155	52,517.00
1-Aug-2026	11.50%2026A	LKB01026H014	244,501.66
15-Dec-2026	11.25%2026A	LKB00326L151	219,800.00
20-Dec-2026	05.00%2026A	LKB01026L206	9,142.22
15-Jan-2027	11.40%2027A	LKB00827A151	232,483.59
15-Mar-2027	12.00%09.00%2027A	LKK00427C155	267,038.49
1-May-2027	18.00%2027A	LKB00527E019	155,671.27
15-Jun-2027	11.75%2027A	LKB01027F156	200,582.61
15-Jul-2027	01.00%2027A	LKJ00427G159	72,640.22
21-Jul-2027	11.00%2027A	LKB01027G212	5,000.00
15-Aug-2027	07.80%2027A	LKB00827H156	49,484.93
15-Sep-2027	20.00%2027A	LKB00527I150	167,478.48
15-Oct-2027	10.30%2027A	LKB00827J152	222,414.12
15-Dec-2027	11.25%2027A	LKB01027L154	202,965.63
15-Jan-2028	18.00%2028A	LKB00628A153	87,654.11
15-Feb-2028	10.75%2028B	LKB00428B156	230,000.00
15-Mar-2028	10.75%2028A	LKB01028C151	246,180.98
15-Apr-2028	12.00%09.00%2028A	LKK00528D158	267,038.49
1-May-2028	09.00%2028B	LKB01528E016	256,168.34
1-Jul-2028	09.00%2028A	LKB01628G019	225,855.03
15-Jul-2028	01.00%2028A	LKJ00428G157	52,517.00
1-Sep-2028	11.50%2028A	LKB01528I017	211,360.58
15-Oct-2028	11.00%2028A	LKB00428J159	110,000.00
15-Dec-2028	11.50%2028B	LKB00528L152	266,200.00
1-Jan-2029	13.00%2029A	LKB01529A012	29,211.58
15-Mar-2029	12.40%7.5%5%2029A	LKK00629C156	99,693.89
1-May-2029	13.00%2029B	LKB01529E014	36,171.39
15-May-2029	12.00%09.00%2029A	LKK00629E152	267,038.49
15-Jun-2029	11.75%2029A	LKB00529F152	190,961.00
15-Jul-2029	01.00%2029A	LKJ00629G150	72,640.22
	20.00%2029A	LKB00729G156	58,056.88

Maturity Date	Series	ISIN	Face Value (Rs Mn)
15-Sep-2029	11.00%2029A	LKB00629I154	235,505.00
15-Apr-2030	12.40%7.5%5%2030A	LKK00730D150	99,693.89
15-May-2030	11.00%2030A	LKB01530E152	208,216.36
15-Jun-2030	12.00%09.00%2030A	LKK00730F155	267,038.49
15-Jul-2030	01.00%2030A	LKJ00630G158	52,517.00
15-Oct-2030	11.00%2030B	LKB00730J158	68,325.00
15-Jan-2031	12.00%09.00%2031A	LKK00831A152	267,038.49
15-Mar-2031	11.25%2031A	LKB01231C151	170,231.42
15-May-2031	12.40%7.5%5%2031A	LKK00831E154	99,693.89
	18.00%2031A	LKB00931E153	29,192.62
15-Jul-2031	01.00%2031A	LKJ00831G152	72,640.22
1-Dec-2031	12.00%2031A	LKB01031L016	214,629.05
1-Jan-2032	08.00%2032A	LKB02032A016	163,037.81
15-Feb-2032	12.00%09.00%2032A	LKK00932B156	267,038.49
15-Jun-2032	12.40%7.5%5%2032A	LKK00932F157	99,693.89
1-Jul-2032	18.00%2032A	LKB01032G014	96,222.02
15-Jul-2032	01.00%2032A	LKJ00832G150	52,517.00
1-Oct-2032	09.00%2032A	LKB02032J017	228,944.71
15-Jan-2033	11.20%2033A	LKB01533A154	238,900.00
	12.40%7.5%5%2033A	LKK01033A154	348,928.63
15-Mar-2033	12.00%09.00%2033A	LKK01033C150	267,038.49
1-Jun-2033	09.00%2033A	LKB02033F013	120,856.00
1-Jul-2033	13.25%2033A	LKB02033G011	23,511.76
15-Jul-2033	01.00%2033A	LKJ01033G154	72,640.22
1-Nov-2033	09.00%2033B	LKB02033K013	53,071.00
1-Jan-2034	13.25%2034A	LKB02034A012	77,858.98
15-Feb-2034	12.40%7.5%5%2034A	LKK01134B158	348,928.63
15-Apr-2034	12.00%09.00%2034A	LKK01134D154	267,038.49
15-Jul-2034	01.00%2034A	LKJ01034G152	52,514.86
15-Sep-2034	10.25%2034A	LKB01534I155	45,000.00
15-Mar-2035	11.50%2035A	LKB02035C155	124,565.00
	12.40%7.5%5%2035A	LKK01235C151	348,928.63
15-May-2035	12.00%09.00%2035A	LKK01235E157	267,038.49
15-Mar-2036	0.50%2036A	LKJ01236C152	19,466.08
15-Apr-2036	12.40%7.5%5%2036A	LKK01336D155	348,928.63
15-Jun-2036	12.00%09.00%2036A	LKK01336F150	267,038.49
15-Jan-2037	12.00%09.00%2037A	LKK01437A157	267,038.49
15-May-2037	12.40%7.5%5%2037A	LKK01437E159	348,928.63
15-Sep-2037	0.50%2037A	LKJ01337I155	19,466.08
15-Feb-2038	12.00%09.00%2038A	LKK01538B150	267,038.49
15-Jun-2038	12.40%7.5%5%2038A	LKK01538F151	348,928.63
15-Sep-2038	0.50%2038A	LKJ01438I151	19,466.08
15-Aug-2039	10.50%2039A	LKB02039H156	25,000.00
15-Sep-2039	0.50%2039A	LKJ01539I156	19,466.08

Maturity Date	Series	ISIN	Face Value (Rs Mn)
15-Sep-2040	0.50%2040A	LKJ01640I152	19,466.08
1-Jan-2041	12.00%2041A	LKB02541A016	29,870.00
15-Sep-2041	0.50%2041A	LKJ01741I158	19,466.08
15-Sep-2042	0.50%2042A	LKJ01842I154	19,466.08
1-Jun-2043	09.00%2043A	LKB03043F011	3,133.25
15-Sep-2043	0.50%2043A	LKJ01943I150	19,466.08
1-Jan-2044	13.50%2044A	LKB03044A010	10,969.85
1-Jun-2044	13.50%2044B	LKB03044F019	77,861.76
1-Mar-2045	12.50%2045A	LKB03045C013	10,058.00
Treasury Bond Outstanding as at 31.12.2024			14,138,862

Source: CBSL

Notes:

1. If the maturity date falls on a bank holiday, payment will be made on the following business day.

4. The Outstanding List of Treasury Guarantees Issued by the General Treasury up to 31.12.2024

S.No	Name of the Institution	Name of the Bank or Institution	Purpose	Value of the Treasury Guarantees				Date of Issue	Date of Expiry	Outstanding Amount - Capital as at 31.12..2024			
				US\$ Mn.	Euro Mn.	J.Yen Mn.	Rs. Mn.			US\$ Mn.	Euro Mn.	J.Yen Mn.	Rs. Mn.
1	Road Development Authority	Commercial Bank	Secure the loan facility				829.25	1-Sep-11	31-Mar-30				829.25
2	General Sir John Kotelawala Defence University	Bank of Ceylon	Secure the loan facility				85.00	29-Aug-11	31-Dec-26				11.76
3	Road Development Authority	People's Bank	Secure the loan facility				1,291.08	14-Mar-12	20-Apr-30				1,291.08
4	Road Development Authority	People's Bank	Secure the loan facility				785.39	21-Mar-12	28-Apr-30				785.39
5	Road Development Authority	People's Bank	Secure the loan facility				4,647.57	21-Mar-12	02-May-30				4,647.57
6	Road Development Authority	People's Bank	Secure the loan facility				1,656.01	21-Mar-12	02-May-30				1,656.01
7	Road Development Authority	Commercial Bank	Secure the loan facility				840.62	15-Nov-12	31-Mar-30				840.62
8	Road Development Authority	Commercial Bank	Secure the loan facility				873.27	26-Dec-12	31-Mar-30				873.27
9	Road Development Authority	Hatton National Bank	Secure the loan facility				1,386.37	28-Dec-12	01-Apr-32				1,386.37
10	Road Development Authority	DFCC Bank	Secure the loan facility				367.32	31-Dec-12	31-Mar-30				367.32
11	Road Development Authority	Hatton National Bank	Secure the loan facility				2,283.87	14-May-13	01-Apr-32				2,283.87
12	General Sir John Kotelawala Defence University	Bank of Ceylon	Secure the loan facility				750.00	7-Jun-13	30-Jun-28				58.15
13	Road Development Authority	Hatton National Bank	Secure the loan facility				1,301.55	11-Jul-13	01-Apr-34				1,301.55
14	Road Development Authority	Hatton National Bank	Secure the loan facility				1,323.38	11-Jul-13	01-Apr-34				1,323.38
15	Road Development Authority	Hatton National Bank	Secure the loan facility				734.21	5-Aug-13	01-Apr-34				734.21
16	Road Development Authority	Hatton National Bank	Secure the loan facility				1,769.27	5-Aug-13	01-Apr-34				1,769.27

S.No	Name of the Institution	Name of the Bank or Institution	Purpose	Value of the Treasury Guarantees				Date of Issue	Date of Expiry	Outstanding Amount - Capital as at 31.12..2024			
				US\$ Mn.	Euro Mn.	J.Yen Mn.	Rs. Mn.			US\$ Mn.	Euro Mn.	J.Yen Mn.	Rs. Mn.
17	Road Development Authority	Hatton National Bank	Secure the loan facility				1,147.84	30-Aug-13	01-Apr-34				1,147.84
18	Road Development Authority	Hatton National Bank	Secure the loan facility				838.28	28-Nov-13	01-Apr-34				838.28
19	Road Development Authority	Hatton National Bank	Secure the loan facility				1,018.01	28-Nov-13	01-Apr-34				1,018.01
20	Road Development Authority	Hatton National Bank	Secure the loan facility				357.14	28-Nov-13	01-Apr-34				357.14
21	Road Development Authority	Hatton National Bank	Secure the loan facility				4,786.43	28-Nov-13	01-Apr-34				4,786.43
22	Road Development Authority	Hatton National Bank	Secure the loan facility				1,292.84	28-Nov-13	01-Apr-34				1,292.84
23	National School of Business Management Limited	Bank of Ceylon	Secure the loan facility				8,600.00	18-Dec-13	31-Dec-28				5,765.00
24	Road Development Authority	DFCC Bank	Secure the loan facility				529.19	27-Dec-13	31-Mar-32				529.19
25	Road Development Authority	Hatton National Bank	Secure the loan facility				1,492.31	27-Dec-13	01-Apr-34				1,492.31
26	Road Development Authority	National Development Bank PLC	Secure the loan facility				4,282.29	11-Feb-14	01-Apr-34				4,282.92
27	Road Development Authority	National Development Bank PLC	Secure the loan facility				560.41	13-Feb-14	01-Apr-34				560.41
28	Road Development Authority	National Development Bank PLC	Secure the loan facility				693.93	14-Mar-14	01-Apr-34				693.93
29	Road Development Authority	National Development Bank PLC	Secure the loan facility				376.74	25-Mar-14	01-Apr-34				376.74
30	Road Development Authority	Hatton National Bank	Secure the loan facility				401.65	25-Mar-14	01-Apr-34				401.65
31	Road Development Authority	Commercial Bank	Secure the loan facility				544.11	3-Apr-14	31-Mar-34				544.11
32	Road Development Authority	Commercial Bank	Secure the Term loan facility				1,668.68	15-Jul-14	31-Mar-34				1,668.68
33	Road Development Authority	National Development Bank PLC	Secure the loan facility				385.83	26-Aug-14	01-Apr-34				385.83

S.No	Name of the Institution	Name of the Bank or Institution	Purpose	Value of the Treasury Guarantees				Date of Issue	Date of Expiry	Outstanding Amount - Capital as at 31.12..2024			
				US\$ Mn.	Euro Mn.	J.Yen Mn.	Rs. Mn.			US\$ Mn.	Euro Mn.	J.Yen Mn.	Rs. Mn.
34	Road Development Authority	People's Bank	Secure the Term loan facility	44.71			-	22-Sep-14	30-Sep-27	11.37			
35	Sri Lanka Land Reclamation & Development Corporation	National Savings Bank	Secure the loan facility				2,000.00	26-Sep-14	31-Oct-28				1,067.44
36	Sri Lanka Land Reclamation & Development Corporation	National Savings Bank	Secure the loan facility				1,500.00	13-Jul-15	31-Oct-28				
37	National Water Supply & Drainage Board	Bank of Ceylon	Secure Term Loan facility				1,148.06	12-Nov-14	31-May-29				715.98
38	National Water Supply & Drainage Board	National Development Bank PLC	Secure Term Loan facility				2,800.00	9-Dec-14	31-Dec-29				1,582.42
39	National Water Supply & Drainage Board	DFCC Bank	Secure Term Loan facility				2,900.00	9-Dec-14	31-Dec-29				1,638.93
40	Airport & Aviation Services (Sri Lanka) Limited	Japan International Cooperation Agency (JICA)	Loan facility			28,969.00	-	28-Mar-12	28-Mar-52		3,043.70		
41	National Water Supply & Drainage Board	National Development Bank PLC	Secure Term Loan facility				1,074.13	29-Sep-15	31-Dec-30				1,230.81
42	National Water Supply & Drainage Board	National Development Bank PLC	Secure the term loan facility				2,506.30	21-Feb-19	31-Dec-30				
43	National Water Supply & Drainage Board	Bank of Ceylon	Secure Term Loan facility				948.00	4-Mar-16	15-Sep-30				
44	National Water Supply & Drainage Board	Bank of Ceylon	Secure the Term Loan Facility				33.00	16-Nov-20	15-Sep-30				635.23
45	Telecommunications Regulatory Commission of Sri Lanka	Exim Bank of China	Buyers Credit loan	88.66			-	18-May-13	31-Jul-26	-			
46	Airport & Aviation Services (Sri Lanka) Limited	Japan International Cooperation Agency (JICA)	Loan- SLP 114			45,428.00	-	9-May-16	09-May-56		-		
47	National Water Supply & Drainage Board	Bank of Ceylon	Secure the loan facility				300.00	29-Jul-16	31-Jan-31				
48	National Water Supply & Drainage Board	Bank of Ceylon	Secure the term loan facility				454.79	21-Feb-19	31-Jan-31				124.73

S.No	Name of the Institution	Name of the Bank or Institution	Purpose	Value of the Treasury Guarantees				Date of Issue	Date of Expiry	Outstanding Amount - Capital as at 31.12..2024			
				US\$ Mn.	Euro Mn.	J.Yen Mn.	Rs. Mn.			US\$ Mn.	Euro Mn.	J.Yen Mn.	Rs. Mn.
49	National Water Supply & Drainage Board	People's Bank	Secure the loan facility				397.00	29-Jul-16	31-Jul-31				
50	National Water Supply & Drainage Board	People's Bank	Secure the term loan facility				603.00	21-Feb-19	31-Jul-31				225.76
51	National Water Supply & Drainage Board	DFCC Bank	Secure Term Loan facility				937.87	16-Aug-16	11-Jul-31				
52	National Water Supply & Drainage Board	DFCC Bank	Secure the Total term Loan Facility				1,358.98	6-Nov-17	11-Jul-31				2,019.98
53	National Water Supply & Drainage Board	DFCC Bank	Secure the term loan facility				829.40	4-Jan-19	11-Jul-31				
54	National Water Supply & Drainage Board	Bank of Ceylon	Secure the Term Loan facility	16.20			-	31-Aug-16	28-Feb-31				1,765.52
55	National Water Supply & Drainage Board	Exim Bank of India	Sovereign Guarantee	164.90			-	28-Sep-16	28-Sep-31	91.57			
56	National Water Supply & Drainage Board	Exim Bank of India	Sovereign Guarantee	91.80			-	28-Sep-16	28-Sep-31	60.81			
57	National Water Supply & Drainage Board	China Development Bank	Sovereign Guarantee	48.77			-	9-Sep-16	20-Mar-32	29.63			
58	National Water Supply & Drainage Board	Hatton National Bank	Secure the Term Loan facility		23.42		-	9-Dec-16	14-Dec-30				2,336.19
59	National Water Supply & Drainage Board	People's Bank	Secure the Term Loan facility				560.97	13-Feb-17	13-Feb-32				350.87
60	Airport & Aviation Services (Sri Lanka) Limited	Hongkong & Shanghai Banking Co.Ltd.	Secure the Total term Loan Facility	44.14			-	1-Mar-17	01-Mar-32	29.50			
61	National Water Supply & Drainage Board	National Development Bank PLC	Term Loan facility				4,500.00	25-Jul-17	26-Jul-35				
62	National Water Supply & Drainage Board	National Development Bank PLC	Secure the term loan facility				6,500.00	18-Feb-19	26-Jul-35				12,477.22
63	National Water Supply & Drainage Board	National Development Bank PLC	Term Loan facility				4,000.00	16-Feb-21	26-Jul-35				

S.No	Name of the Institution	Name of the Bank or Institution	Purpose	Value of the Treasury Guarantees				Date of Issue	Date of Expiry	Outstanding Amount - Capital as at 31.12..2024			
				US\$ Mn.	Euro Mn.	J.Yen Mn.	Rs. Mn.			US\$ Mn.	Euro Mn.	J.Yen Mn.	Rs. Mn.
64	National Water Supply & Drainage Board	Bank of Ceylon	Secure the Term Loan facility	9.67			-	19-Oct-17	23-Oct-32				1,262.68
65	National Water Supply & Drainage Board	China Development Bank	Loan facility	13.70			-	21-Aug-17	21-Aug-42	11.45			
66	Road Development Authority	Sampath Bank	Secure the Term Loan facility				14,500.00	20-Dec-17	31-Dec-32				10,545.45
67	Ceylon Electricity Board	Asian Development Bank	Sovereign Guarantee	90.00			-	29-Jun-17	15-May-41	63.01			
68	Ceylon Electricity Board	Asian Development Bank	Sovereign Guarantee	150.00			-	10-Jul-17	15-Nov-41	122.38			
69	Road Development Authority	Bank of Ceylon	Secure the Total Term Loan facility				1,387.00	24-Jan-18	31-Jan-33				626.36
70	National Water Supply & Drainage Board	UniCredit Bank Austria AG	Sovereign Guarantee		50.6		-	28-Mar-18	31-Aug-29	40.80			
71	National Water Supply & Drainage Board	People's Bank	Secure the Term Loan facility	7.62			-	6-Apr-18	10-Apr-33				975.67
72	State Development and Construction Corporation	Bank of Ceylon	Secure the loan facility				1,126.81	8-Jun-18	11-Jun-33				990.60
73	State Engineering Corporation	Bank of Ceylon	Secure the term loan facility				1,280.26	30-Jun-18	30-Jun-33				1,999.99
74	State Engineering Corporation	Bank of Ceylon	Secure the term loan facility				719.74	22-Oct-18	30-Jun-33				
75	Ceylon Electricity Board	Asian Development Bank	Sovereign Guarantee	160.00			-	22-Nov-17	15-Sep-37	133.07			
76	National Water Supply & Drainage Board	People's Bank	Secure the term loan facility				128.32	13-Jul-18	31-Jul-33				24.31
77	State Engineering Corporation	Bank of Ceylon	Secure the term loan facility				300.00	6-Aug-18	8-Aug-28				300.00
78	Road Development Authority	Bank of Ceylon	Secure the term loan facility				10,000.00	13-Aug-18	15-Aug-33				18,857.14

S.No	Name of the Institution	Name of the Bank or Institution	Purpose	Value of the Treasury Guarantees				Date of Issue	Date of Expiry	Outstanding Amount - Capital as at 31.12..2024			
				US\$ Mn.	Euro Mn.	J.Yen Mn.	Rs. Mn.			US\$ Mn.	Euro Mn.	J.Yen Mn.	Rs. Mn.
79	Road Development Authority	Bank of Ceylon	Secure the term loan facility				5,766.52	3-Sep-18	15-Aug-33				
80	Road Development Authority	Bank of Ceylon	Secure the term loan facility				4,150.00	11-Sep-18	15-Aug-33				
81	Road Development Authority	Bank of Ceylon	Secure the term loan facility				1,854.99	17-Sep-18	15-Aug-33				
82	Road Development Authority	Bank of Ceylon	Secure the term loan facility				228.49	9-Apr-19	15-Aug-33				
83	Ceylon Petroleum Corporation	People's Bank	Secure the term loan facility	7.73			-	31-Aug-18	15-Sep-31	5.41			
84	Ceylon Shipping Corporation Ltd	People's Bank	Secure the loan facility	71.91			-	7-Sep-18	3-Jun-34	48.02			
85	National Water Supply & Drainage Board	Bank of Ceylon	Secure the term loan facility				382.24	25-Sep-18	15-Sep-33				334.63
86	Building Materials Corporation Ltd	Bank of Ceylon	Secure the term loan facility				500.00	22-Oct-18	19-Oct-33				500.00
87	Road Development Authority	Bank of Ceylon	Secure the term loan facility				5,000.00	12-Dec-18	20-Dec-33				7,434.78
88	Road Development Authority	Bank of Ceylon	Secure the term loan facility				4,000.00	28-Dec-18	20-Dec-33				
89	National Water Supply & Drainage Board	ING Bank, NV of Netherlands	Secure The Commercial Loan		12.29		-	12-Dec-18	4-Jul-23		3.86		
90	National Water Supply & Drainage Board	ING Bank, NV of Netherlands	Secure The Export Credit Facility		70.66		-	12-Dec-18	3-Oct-33		67.46		
91	Road Development Authority	DFCC Bank	Secure the term loan facility				5,000.00	14-Feb-19	12-Mar-34				4,130.43
92	Airport & Aviation Services (Sri Lanka) Limited	Hatton National Bank	Secure the Debenture				4,000.00	22-Mar-19	21-Mar-34				4,000.00

S.No	Name of the Institution	Name of the Bank or Institution	Purpose	Value of the Treasury Guarantees				Date of Issue	Date of Expiry	Outstanding Amount - Capital as at 31.12..2024			
				US\$ Mn.	Euro Mn.	J.Yen Mn.	Rs. Mn.			US\$ Mn.	Euro Mn.	J.Yen Mn.	Rs. Mn.
93	Road Development Authority	Bank of Ceylon	Secure the term loan facility				10,000.00	4-Apr-19	15-Apr-34				
94	Road Development Authority	Bank of Ceylon	Secure the term loan facility				5,000.00	7-May-19	15-Apr-34				19,791.67
95	Road Development Authority	Bank of Ceylon	Secure the term loan facility				5,000.00	6-Jun-19	15-Apr-34				
96	Road Development Authority	Bank of Ceylon	Secure the term loan facility				5,000.00	21-Jun-19	15-Apr-34				
97	Ceylon Petroleum Corporation	China National Chemical Engineering No.14 Construction Co. Ltd	Sovereign Guarantee	43.78			-	26-Jun-19	31-Jan-31	25.40			
98	Sri Lankan Airlines Limited	DB Trustees (Hong Kong) Limited	Sovereign Guarantee	175.00			-	26-Jun-19	25-Jun-24	175.00			
99	Ceylon Electricity Board	Industrial And Commercial Bank of China Limited	Loan facility	41.97			-	2-Jul-19	23-Apr-26	26.53			
100	National Water Supply & Drainage Board	National Savings Bank	Secure the Term Loan Facility				15,000.00	30-Jun-20	15-Jul-35				13,125.00
101	General Sir John Kotelawala Defence University	National Savings Bank	Secure the Loan Facility	44.00			26,907.85	23-Jul-20	17-Sep-33				33,896.09
102	National Water Supply & Drainage Board	People's Bank	Secure the Term Loan Facility				2,874.69	31-Jul-20	15-Aug-35				1,956.37
103	National Paper Corporation	People's Bank	Working Capital Facility				40.00	22-Oct-20	31-Dec-25				9.23
104	Road Development Authority	National Savings Bank	Secure the Term Loan Facility				10,000.00	22-Oct-20	30-Jun-35				8,750.00
105	Ceylon Electricity Board	National Savings Bank	Secure the Term Loan Facility				5,000.00	26-Nov-20	15-Dec-28				4,000.00
106	National Water Supply & Drainage Board	National Savings Bank	Secure the Term Loan Facility				15,000.00	9-Dec-20	15-Dec-35				13,125.00

S.No	Name of the Institution	Name of the Bank or Institution	Purpose	Value of the Treasury Guarantees				Date of Issue	Date of Expiry	Outstanding Amount - Capital as at 31.12..2024			
				US\$ Mn.	Euro Mn.	J.Yen Mn.	Rs. Mn.			US\$ Mn.	Euro Mn.	J.Yen Mn.	Rs. Mn.
107	Road Development Authority	People's Bank	Secure the Term Loan Facility				10,000.00	30-Dec-20	31-Dec-35				9,166.67
108	Road Development Authority	National Savings Bank	Secure the loan facility				1,600.33	30-Dec-20	1-Apr-32				1,600.33
109	Road Development Authority	National Savings Bank	Secure the loan facility				891.41	30-Dec-20	1-Apr-32				891.41
110	Road Development Authority	National Savings Bank	Secure the loan facility				1,541.38	30-Dec-20	01-Apr-34				1,541.38
111	Road Development Authority	National Savings Bank	Secure the loan facility				325.86	30-Dec-20	01-Apr-32				325.86
112	Road Development Authority	National Savings Bank	Secure the loan facility				1,178.22	30-Dec-20	01-Apr-34				1,178.22
113	Road Development Authority	National Savings Bank	Secure the loan facility				1,510.58	30-Dec-20	01-Apr-34				1,510.58
114	Road Development Authority	National Savings Bank	Secure the loan facility				2,538.76	30-Dec-20	01-Apr-34				2,538.76
115	Road Development Authority	National Savings Bank	Secure the loan facility				1,214.30	30-Dec-20	01-Apr-34				1,214.30
116	Road Development Authority	National Savings Bank	Secure the loan facility				1,062.50	30-Dec-20	01-Apr-32				1,062.50
117	Road Development Authority	National Savings Bank	Secure the loan facility				1,196.73	30-Dec-20	01-Apr-34				1,196.73
118	Road Development Authority	National Savings Bank	Secure the loan facility				2,556.02	30-Dec-20	01-Apr-34				2,556.02
119	Road Development Authority	National Savings Bank	Secure the loan facility				2,935.67	30-Dec-20	01-Apr-34				2,935.67
120	Road Development Authority	National Savings Bank	Secure the loan facility				5,217.03	30-Dec-20	01-Apr-34				5,217.03
121	Road Development Authority	National Savings Bank	Secure the loan facility				1,350.00	30-Dec-20	01-Apr-34				1,350.00
122	Road Development Authority	National Savings Bank	Secure the loan facility				2,397.94	30-Dec-20	01-Apr-34				2,397.94
123	Road Development Authority	National Savings Bank	Secure the loan facility				677.25	30-Dec-20	01-Apr-34				677.25

S.No	Name of the Institution	Name of the Bank or Institution	Purpose	Value of the Treasury Guarantees				Date of Issue	Date of Expiry	Outstanding Amount - Capital as at 31.12..2024			
				US\$ Mn.	Euro Mn.	J.Yen Mn.	Rs. Mn.			US\$ Mn.	Euro Mn.	J.Yen Mn.	Rs. Mn.
124	Road Development Authority	National Savings Bank	Secure the loan facility				1,113.19	30-Dec-20	01-Apr-34				1,113.19
125	Road Development Authority	National Savings Bank	Secure the loan facility				947.84	30-Dec-20	01-Apr-34				947.84
126	Road Development Authority	National Savings Bank	Secure the Term loan facility				713.50	30-Dec-20	01-Apr-35				713.50
127	Road Development Authority	National Savings Bank	Secure the Term loan facility				1,279.16	30-Dec-20	01-Apr-35				1,279.16
128	Road Development Authority	National Savings Bank	Secure the Term loan facility				1,718.35	30-Dec-20	01-Apr-35				1,718.35
129	Road Development Authority	National Savings Bank	Secure the Term loan facility				1,451.49	30-Dec-20	01-Apr-35				1,451.49
130	Road Development Authority	National Savings Bank	Secure the Term loan facility				319.76	30-Dec-20	01-Apr-35				319.76
131	Road Development Authority	National Savings Bank	Secure the Term loan facility				1,059.03	30-Dec-20	01-Apr-34				1,059.03
132	Road Development Authority	National Savings Bank	Secure the Term loan facility				787.27	30-Dec-20	01-Apr-34				787.27
133	Road Development Authority	National Savings Bank	Secure the Term loan facility				1,229.27	30-Dec-20	01-Apr-35				1,229.27
134	Road Development Authority	National Savings Bank	Secure the loan facility				744.83	30-Dec-20	01-Apr-34				744.83
135	Road Development Authority	National Savings Bank	Secure the Term loan facility				1,108.00	30-Dec-20	01-Apr-35				1,108.00
136	Road Development Authority	National Savings Bank	Secure the Total term Loan Facility				11,200.00	30-Dec-20	01-Apr-35				11,200.00

S.No	Name of the Institution	Name of the Bank or Institution	Purpose	Value of the Treasury Guarantees				Date of Issue	Date of Expiry	Outstanding Amount - Capital as at 31.12..2024			
				US\$ Mn.	Euro Mn.	J.Yen Mn.	Rs. Mn.			US\$ Mn.	Euro Mn.	J.Yen Mn.	Rs. Mn.
137	Road Development Authority	National Savings Bank	Settle Compensation Payment for Land				7,500.00	30-Dec-20	01-Apr-35				7,500.00
138	Road Development Authority	Bank of Ceylon	Acquisition Secure the Term Loan Facility				10,000.00	5-Jan-21	1-Jan-36				10,000.00
139	National Water Supply & Drainage Board	Commercial Bank	Secure Term Loan facility				968.36	20-Jan-21	15-Jul-29				556.77
140	National Water Supply & Drainage Board	Hatton National Bank	Secure the Term Loan Facility				6,046.03	10-Feb-21	1-Jul-31				4,454.97
141	National Water Supply & Drainage Board	Hatton National Bank	Secure the Term Loan Facility				1,471.36	11-Feb-21	01-Jan-31				1,062.65
142	National Water Supply & Drainage Board	National Savings Bank	Secure Term Loan facility				710.61	11-Feb-21	31-May-29				426.37
143	Road Development Authority	National Savings Bank	Secure Term Loan facility				5,000.00	19-Feb-21	20-Feb-36				9,583.33
144	Road Development Authority	National Savings Bank	Secure Term Loan facility				5,000.00	15-Mar-21	20-Feb-36				9,583.33
145	Ceylon Electricity Board	People's Bank	Term Loan Facility				6,500.00	3-Mar-21	26-Jun-29				5,785.34
146	Bank of Ceylon & People's Bank	Asian Infrastructure Investment Bank (AIIB)	Sovereign Guarantee	180.00			-	21-Mar-21	21-Mar-27	120.00			
147	Road Development Authority	Bank of Ceylon	Secure the Term Loan Facility				10,000.00	9-Jun-21	10-Jun-36				10,000.00
148	National Paper Corporation	People's Bank	Working Capital Facility				100.00	25-Jun-21	30-Jun-26				46.30
149	Road Development Authority	National Savings Bank	Secure the Loan Facility				3,250.00	15-Jul-21	15-Jul-36				3,114.58
150	Road Development Authority	National Savings Bank	Secure Term Loan facility				10,000.00	29-Jul-21	30-Jul-36				9,583.33
151	Northsea Limited	Sri Lanka Savings Bank	Secure the Term Loan Facility				60.00	22-Sep-21	15-May-26				56.86
152	Road Development Authority	National Savings Bank	for debenture				10,000.00	13-Oct-21	11-Oct-36				9,583.33
153	Road Development Authority	Bank of Ceylon	To secure the term loan facility				12,950.38	1-Nov-21	1-Nov-36				360.67

S.No	Name of the Institution	Name of the Bank or Institution	Purpose	Value of the Treasury Guarantees				Date of Issue	Date of Expiry	Outstanding Amount - Capital as at 31.12..2024			
				US\$ Mn.	Euro Mn.	J.Yen Mn.	Rs. Mn.			US\$ Mn.	Euro Mn.	J.Yen Mn.	Rs. Mn.
154	Road Development Authority	National Savings Bank	for debenture				11,800.00	9-Nov-21	11-Oct-36				11,308.33
155	Road Development Authority	Bank of Ceylon	To secure the term loan facility				11,000.00	12-Nov-21	25-Jun-35				10,083.33
156	Road Development Authority	Bank of Ceylon	To secure the term loan facility				14,000.00	12-Nov-21	14-Jul-35				12,833.33
157	Road Development Authority	People's Bank	To secure the term loan facility				17,000.00	12-Nov-21	15-Jul-35				15,583.34
158	Road Development Authority	People's Bank	To secure the term loan facility				8,000.00	12-Nov-21	25-Aug-35				7,333.34
159	Janatha Estates Development Board	Bank of Ceylon	Working Capital Facility				200.00	25-Nov-21	2-Dec-26				103.52
160	Techno Park Development Company Private Limited	National Savings Bank	Secure the Term Loan Facility				750.00	30-Nov-21	29-Nov-26				750.00
161	National Water Supply & Drainage Board	National Savings Bank	Working Capital Facility				2,000.00	2-Dec-21	31-May-36				1,760.00
162	Road Development Authority	Bank of Ceylon	Secure the loan facility				1,784.36	10-Jan-22	31-Mar-30				1,433.67
163	Road Development Authority	Bank of Ceylon	Secure the loan facility				2,063.00	10-Jan-22	31-Mar-30				1,604.17
164	Road Development Authority	Bank of Ceylon	Secure the loan facility				2,007.64	10-Jan-22	31-Mar-30				1,565.50
165	Road Development Authority	Bank of Ceylon	Secure the loan facility				315.56	10-Jan-22	31-Mar-34				1,378.01
166	Road Development Authority	Bank of Ceylon	Secure the loan facility				1,413.16	10-Jan-22	31-Mar-32				
167	Road Development Authority	Bank of Ceylon	Secure the loan facility				354.58	10-Jan-22	31-Mar-32				
168	Road Development Authority	Bank of Ceylon	Secure the loan facility				1,494.31	10-Jan-22	31-Mar-32				1,473.60
169	Road Development Authority	Bank of Ceylon	Secure the loan facility				670.75	10-Jan-22	31-Mar-32				3,061.53
170	Road Development Authority	Bank of Ceylon	Secure the loan facility				3,139.25	10-Jan-22	31-Mar-32				

S.No	Name of the Institution	Name of the Bank or Institution	Purpose	Value of the Treasury Guarantees				Date of Issue	Date of Expiry	Outstanding Amount - Capital as at 31.12..2024			
				US\$ Mn.	Euro Mn.	J.Yen Mn.	Rs. Mn.			US\$ Mn.	Euro Mn.	J.Yen Mn.	Rs. Mn.
171	Road Development Authority	Bank of Ceylon	Secure the loan facility				385.64	10-Jan-22	31-Mar-32				
172	Road Development Authority	Bank of Ceylon	Secure the loan facility				1,636.31	10-Jan-22	31-Mar-32				1,599.96
173	Road Development Authority	Bank of Ceylon	Secure the loan facility				299.25	10-Jan-22	31-Mar-32				1,330.00
174	Road Development Authority	Bank of Ceylon	Secure the loan facility				1,363.75	10-Jan-22	31-Mar-32				
175	Road Development Authority	Bank of Ceylon	Secure the loan facility				3,330.95	10-Jan-22	31-Mar-32				2,716.93
176	Road Development Authority	Bank of Ceylon	Secure the loan facility				2,173.92	10-Jan-22	31-Mar-32				1,761.35
177	Road Development Authority	Bank of Ceylon	Secure the loan facility				1,253.93	10-Jan-22	31-Mar-34				987.58
178	Road Development Authority	Bank of Ceylon	Secure the loan facility				2,249.99	10-Jan-22	31-Mar-34				1,707.99
179	Road Development Authority	Bank of Ceylon	Secure the Term loan facility				1,894.95	10-Jan-22	31-Mar-34				1,671.12
180	Road Development Authority	Bank of Ceylon	Secure the Term loan facility				2,123.65	10-Jan-22	31-Mar-35				1,884.57
181	Road Development Authority	Bank of Ceylon	Secure Term Loan facility				242.54	10-Jan-22	31-May-35				1,045.18
182	Road Development Authority	Bank of Ceylon	Secure Term Loan facility				1,567.46	10-Jan-22	31-May-35				
183	Techno Park Development Company Private Limited	People's Bank	Secure the Term Loan Facility				750.00	29-Mar-22	28-Feb-29				750.00
184	Regional Development Bank	Asian Development Bank	Secure the Term Loan Facility	50.00			-	14-Jun-19	30-Nov-31	50.00			
185	Ceylon Electricity Board	Hatton National Bank	Secure the Term Loan Facility	12.30			-	15-Jul-13	-	1.45			
186	National Water Supply & Drainage Board	China Development Bank	*Letter of Undertaking to secure loan facility	102.54			-	4-Oct-17		102.54			
187	Sri Lanka Rupavahini Corporation	Bank of Ceylon	Secure the Long Term Loan Facility				93.00	10-Jun-20	15-May-26				52.09

S.No	Name of the Institution	Name of the Bank or Institution	Purpose	Value of the Treasury Guarantees				Date of Issue	Date of Expiry	Outstanding Amount - Capital as at 31.12..2024				
				US\$ Mn.	Euro Mn.	J.Yen Mn.	Rs. Mn.			US\$ Mn.	Euro Mn.	J.Yen Mn.	Rs. Mn.	
188	Lanka Coal Company (Pvt) Ltd	Bank of Ceylon	To open the Letter's of Credit to facilitate the Coal imports				27,500.00	27-Jan-23	27-Jan-25					25,692.05
189	Lanka Coal Company (Pvt) Ltd	Bank of Ceylon	To open the Letter's of Credit to facilitate the Coal imports				22,000.00	4-Jan-23	22-Oct-25					
190	Central Bank of Sri Lanka	Reserve Bank of India		2,601.43				17-Oct-23	17-Oct-24	1,551.43				
191	Sri Lanka State Plantation Corporation	People's Bank	Secure the Loan Facility				100.00	16-Oct-23	31-Dec-28					91.50
192	Ceylon Petroleum Corporation	Bank of Ceylon	Secure the Foreign Currency Loans				100,000.00	20-Mar-23	31-Dec-24					-
193	Ceylon Electricity Board	Bank of Ceylon	Secure the Term Loan Facility				4,540.00	28-Feb-24	28-Feb-25					4,280.00
194	Ceylon Electricity Board	People's Bank	Secure the Term Loan Facility				8,833.33	27-Apr-23	7-Apr-25					6,758.33
195	State Engineering Corporation	Bank of Ceylon	short term loan facility				100.00	30-Mar-22	15-May-25					100.00
196	Ceylon Fisheries Corporation	Bank of Ceylon	Secure the Term Loan Facility				100.00	3-Dec-21	31-Dec-25					150.00
197	Ceylon Fisheries Corporation	Bank of Ceylon	Secure the Term Loan Facility				100.00	29-Dec-21	31-Dec-25					
198	Northsea Limited	Bank of Ceylon	Secure Term Loan facility				8.63	4-Jan-22	31-Dec-25					8.63
199	Ceylon Fisheries Corporation	Bank of Ceylon	Secure the Short Term Loan Facility				50.00	28-Sep-21	31-Dec-25					8.62
200	Northsea Limited	Bank of Ceylon	Secure the Loan Facility				30.00	30-May-22	31-Dec-25					28.78
201	Paddy Marketing Board	Bank of Ceylon	Secure short Term Loan facility				363.23	2-May-23	31-Dec-24					345.73
202	Paddy Marketing Board	People's Bank	Secure the Term Loan Facility				759.08	27-Jan-23	31-Dec-24					751.99

S.No	Name of the Institution	Name of the Bank or Institution	Purpose	Value of the Treasury Guarantees				Date of Issue	Date of Expiry	Outstanding Amount - Capital as at 31.12..2024			
				US\$ Mn.	Euro Mn.	J.Yen Mn.	Rs. Mn.			US\$ Mn.	Euro Mn.	J.Yen Mn.	Rs. Mn.
203	Sri Lankan Airlines Limited	International Air Transport Association		11.60				4-Oct-23	31-Jul-25	11.60			
204	State Printing Corporation	People's Bank	Secure the credit facilities				1,165.00	27-Sep-22	15-Sep-26				48.32
205	Sri Lanka Insurance Corporation	People's Bank	Counter Guarantee (USD 12 Mn)	12.00			-	20-Sep-24	-	12.00			
206	National Water Supply & Drainage Board	Bank of Ceylon	Secure the Term Loan facility	34.43			-	28-Nov-16	28-Nov-33				4,911.54
207	National Water Supply & Drainage Board	Bank of Ceylon	Secure Short Term Loan facility				2,792.07	14-Nov-14	30-Nov-31				2,386.43
208	National Water Supply & Drainage Board	Bank of Ceylon	Secure the loan facility				1,500.00	28-Jul-14	31-Jan-32				2,146.05
209	National Water Supply & Drainage Board	Bank of Ceylon	Secure the loan facility				1,500.00	3-Jun-16	31-Jan-32				
210	National Water Supply & Drainage Board	Bank of Ceylon	Secure Term Loan facility				2,890.00	4-Mar-16	15-Sep-32				2,594.04
211	National Water Supply & Drainage Board	Bank of Ceylon	Secure Term Loan facility				847.66	29-Jan-21	15-Sep-32				
212	National Water Supply & Drainage Board	Bank of Ceylon	Secure the Term Loan facility	29.10			-	31-Aug-16	28-Feb-33				4,154.80
213	National Water Supply & Drainage Board	Bank of Ceylon	Secure the Term Loan facility	18.10			-	19-Oct-17	23-Oct-34				2,915.97
214	National Water Supply & Drainage Board	Bank of Ceylon	Secure Term Loan facility				3,041.00	30-Dec-14	30-Jun-31				3,678.13
215	National Water Supply & Drainage Board	Bank of Ceylon	Secure Term Loan facility				1,870.50	31-May-16	30-Jun-31				
216	National Water Supply & Drainage Board	Bank of Ceylon	Secure Term Loan facility				1,015.00	28-Jan-16	30-Jul-32				1,167.34
217	National Water Supply & Drainage Board	Bank of Ceylon	Secure Term Loan facility				485.03	22-Jan-21	30-Jul-32				
218	National Water Supply & Drainage Board	Bank of Ceylon	Secure the Term Loan Facility				2,500.00	9-Jul-20	15-Jul-37				5,041.77
219	National Water Supply & Drainage Board	Bank of Ceylon	Secure the Term Loan Facility				3,351.94	25-Aug-20	15-Jul-37				

S.No	Name of the Institution	Name of the Bank or Institution	Purpose	Value of the Treasury Guarantees				Date of Issue	Date of Expiry	Outstanding Amount - Capital as at 31.12..2024			
				US\$ Mn.	Euro Mn.	J.Yen Mn.	Rs. Mn.			US\$ Mn.	Euro Mn.	J.Yen Mn.	Rs. Mn.
220	National Water Supply & Drainage Board	Bank of Ceylon	Secure Term Loan facility				3,014.83	29-Sep-15	31-Mar-32				
221	National Water Supply & Drainage Board	Bank of Ceylon	Secure Term Loan facility				3,936.67	24-May-16	31-Mar-32				5,991.69
222	National Water Supply & Drainage Board	Bank of Ceylon	Secure the loan facility				1,141.36	7-Oct-19	31-Mar-32				
223	Sri Lankan Airlines Limited	Bank of Ceylon	Secure the Loan Facility	5.00				27-May-23	31-Dec-24	5.00			
224	Sri Lankan Airlines Limited	People's Bank	Secure the Loan Facility	7.50			-	27-May-23	31-Dec-24				1,387.50
225	Sri Lankan Airlines Limited	People's Bank	Secure the Term Loan Facility	30.00			-	4-Jul-22	31-Dec-24				2,664.35
226	Sri Lankan Airlines Limited	People's Bank	Secure the Term Loan Facility				1,351.90	14-Nov-22	31-Dec-24				1,351.89
227	Sri Lankan Airlines Limited	People's Bank	Secure the Term Loan Facility	5.38			-	14-Nov-22	31-Dec-24	5.38			
228	Lanka Sathosa Limited	People's Bank	Short Loan facility				2,241.00	29-Dec-23	31-Dec-25				2,234.42
Total in Issued Currency				4,406.30	164.59	74,397.00	693,306.85			2,692.55	112.12	3,043.70	518,922.01
CBSL Exchange Rates - As at 31.12.2024				297.0162	310.9446	1.9074				297.02	310.94	1.91	
Total in Rupees				1,308,743	51,180	141,905	693,306.85			799,729.92	34,863.11	5,805.55	518,922.01
Grand Total							2,195,134.75						1,359,320.59

Source: TOD

5. The Outstanding list of Letter of Comfort Issued by the General Treasury up to 31.12.2024

S. No.	Name of Institution	Name of the Bank or Institution	US\$ Mn	LC Amount in Rs. Mn.	Date of Issue	Date of Expiry	Outstanding Amount - Capital as at 31.12.2024			
							US\$ Mn.	Euro Mn.	J.Yen Mn.	Rs. Mn.
1	Co-operative Wholesale Establishment	Paddy Marketing Board		440.00	11-Jan-17	11-Jan-18				440.00
2	Co-operative Wholesale Establishment	Paddy Marketing Board		440.00	1-Mar-17	22-Feb-18				289.60
3	Bank of Ceylon and Peoples Bank	Export Development Board		60.00	29-Mar-18	31-Mar-25				60.00
4	Lanka Sathosa Limited	People's Bank		3,000.00	7-Oct-19	31-Dec-24				-
5	Sri Lankan Air Lines Limited	Bank of Ceylon	32.50	-	30-Dec-22	31-Dec-24	32.50			
6	Sri Lankan Air Lines Limited	People's Bank	32.50	-	30-Dec-22	31-Dec-24	32.50			
7	Mihin Lanka Limited	Bank of Ceylon	2.50	-	9-Dec-21	31-Dec-24	2.50			
8	Mihin Lanka Limited	People's Bank	2.50	-	9-Dec-21	31-Dec-24	2.50			
9	Mihin Lanka Limited	Bank of Ceylon		1,650.00	9-Dec-21	31-Dec-24				1,650.00
10	Mihin Lanka Limited	People's Bank		1,650.00	9-Dec-21	31-Dec-24				1,550.92
11	Mihin Lanka Limited	Bank of Ceylon	2.50	-	9-Dec-21	31-Dec-24	2.50			
12	Mihin Lanka Limited	People's Bank	2.50	-	9-Dec-21	31-Dec-24	2.50			
13	Sri Lankan Air Lines Limited	Bank of Ceylon		12,900.00	30-Jun-23	31-Dec-24				12,900.00
14	Sri Lankan Air Lines Limited	People's Bank		13,350.00	30-Jun-23	31-Dec-24				13,350.00
15	Sri Lankan Air Lines Limited	People's Bank	42.50	-	10-Oct-22	31-Dec-24	42.50			
16	Sri Lankan Air Lines Limited	Bank of Ceylon	42.50	-	10-Oct-22	31-Dec-24	42.50			
17	Sri Lankan Air Lines Limited	Bank of Ceylon	25.00	-	17-Feb-23	31-Dec-24	25.00			
18	Sri Lankan Air Lines Limited	People's Bank	25.00	-	17-Feb-23	31-Dec-24	25.00			
19	Lanka Sathosa Limited	People's Bank		3,000.00	29-Dec-23	31-Dec-25				2,320.24
Total in issued Currency			210.00	36,490.00			210.00	-	-	32,560.76
CBSL Exchange Rates as at 31.12.2024			297.0162				297.0162			
Total in Rupees			62,373.40	36,490.00			62,373.40	-	-	32,560.76
Grand Total				98,863.40						94,934.16

Source: TOD