

Ministerial Results Framework of Ministry of Urban Development and Housing

The objective of the ministry is to create comfortable and clean cities as an economic centre through a novel approach in the physical space and providing residential and urban facilities required by the people. The Ministry is entrusted and committed for the smooth implementation of its mandatory functions by formulating relevant policies, regulating and providing necessary guidance and facilitation in collaboration with its 14 implementing arms for sustainable development of the sector.

VISION

Sustainable cities and shelters for all

MISSION

We regulate and facilitate to make cities and urban settlements environmentally sound and most liveable through city planning, coastal and wetland protection and infrastructure development.

The Ministry and its agencies will contribute to achieve the following key outcome targets


Key outcome targets in 2026

- Improve living conditions of underserved settlements from the rate of 18% in 2022 to 22%.
- Improve living conditions of other amenities from the rate of 15% in 2022 to 20%.
- Improve compliance to planned city development and reach minimum compliance rate of 80% in 2022 to 95%.
- Optimization of land use in urban cities from the rate of 32% in 2022 to 36%.
- Improve conservation and sustainable use of wetlands in the Western province from 19km² in 2022 by 10%
- Improve customer satisfaction of institutions that come under the ministry and reach Average level (50%) to Good (75%) by all agencies / departments under the ministry.
- Improve financial performance of SOEs that come under the Ministry from their level in 2022 by at least 20%.
- Improve living conditions of 315 condominium properties from existing level to 74%.
- Reduce marine environmental pollution from the existing level by 60%.
- Reduction of Coastal disaster risk level due to coastal erosion in every year by at least 50% annually with construction of coast protective structures and emergency protection.
- Improve flood mitigation in urban flood prone areas by 12% from its current level and reduce annual incidences from 40 to 10.


W.S. Sathyananda

SLAS (SPECIAL GRADE)
MBA(Ballarat), PGD(La-Trobe), BSc (Sri Jayawardanapura)
Secretary
Ministry of Urban Development and Housing
12th Floor, "Sethsiripaya" Stage - II, Battaramulla.


Entity	#	Key Outputs	Key Performance Indicator	Baseline	Targets	
				2021/ 22	2024	2026
UDA	01	Improved Compliance on physical construction in urban areas	Level of non-compliance (%)	5	0	0
SLLDC	02	Conservation and sustainable use of Wetlands	No. of wetlands conserved (Acres) - yearly	14.15	28.3	20
		Improvements of existing drainage Canal System	Length of canals improved /Drainage km	118	135	150
	03	Prevention of encroachments / illegal constructions identified	% of legal actions taken out of the cases that required legal actions - yearly	67	100	100
UDA	04	Increased access to land for physical development on an annual basis	Extent of land released for common amenities/ other public development (ha)	18	26	10
			Extent of land released for common amenities/ other public development out of lands identified for development (%)	53	47	13
			Extent of land released for the development by private sector (ha)	16	29	68
			Extent of land released out of lands identified for the development by private sector (%)	47	52	94
			% of sites operationalized in line with the development agreement	67	100	100
05	Increased access to urban city amenities such as parking with expected capacity and other to	Extent Completion of physical development projects	122	18	10	
NHDA	06	Increased access to housing	No. of standard houses provided	6,153	15,094	27,360
			No, of housing units constructed & sold to middle income families	0	248	256
			No of housing schemes renovated out of the 120 housing schemes	1	6	5
USDA	07	Increased access to finance, knowledge, skills and competencies for self-employment	% of self-employments initiated by beneficiaries whom provided with financial assistance for self-employment	3	83	97
SWMP	08	Improved municipal solid waste	Qty. of compacted solid waste (MT per day)- Kelaniya	-	300	1,200


W.S. Sathyananda
 SLAS (SPECIAL GRADE)
 MBA(Ballarat), PGD(La-Trobe), BSc (Sri Jayawardenepura)
 Secretary
 Ministry of Urban Development and Housing
 12th Floor, "Sethsiripaya" Stage - II, Battaramulla.

Entity	#	Key Outputs	Key Performance Indicator	Baseline	Targets	
				2021/ 22	2024	2026
		management services	Qty. of compacted solid waste (MT per day)- Aruwakkalu	-	300	1,200
REDE CO	09	Increased access to consultancy services to SLLDC	Volume of revenue generated (Rs. Mn.)	130.0	143.3	157.6
USDA	10	Increased access to finance for housing for low-income families	Volume of Loans provided (Rs. Mn)	90	100	-
			No. of Loans granted	435	184	-
			No. of Loans granted out of the demand (%)	100	100	-
NHDA			Value of Loans provided to low-income families (Rs Mn)	3,210	7,650	17,000
			No. of Loans provided	3,776	9,000	20,000
			No. of Grants provided to the low-income	2,202	5,400	6,000
			No. of Grants provided to disable persons	118	500	800
NHDA	11	Improved rightful ownership of apartments	No. of deeds issued for middle income apartments out of the targeted	532	650	560
			No. of deeds issued for houses of NHDA out of the targeted – low income	1,077	1,500	940
			USDA	No. of deeds issued for houses of USDA out of the targeted	572	210
GF	12	Improved access to mechanical engineering advisory services	No of services provided	300	400	500
	13	Increased access to practical training in the field of mechanical engineering	Number of Engineers assisted with practical training	2	10	10
CMA	14	Increased compliance to condominium property development and Management improved facilitation of customers	No of complaints against the Management corporation	3,758	1,650	1,550
			No of incidences on non-compliance	-	-	0
			% of certificates of compliance issued within a month (the lead time) out of total cleared applications	100	100	100


W.S. Sathyananda
 SLAS (SPECIAL GRADE)
 MBA(Ballarat), PGD(La-Trobe), BSc (Sri Jayawardenepura)
 Secretary
 Ministry of Urban Development and Housing
 12th Floor, "Sethsiripaya" Stage - II, Battaramulla.

Entity	#	Key Outputs	Key Performance Indicator	Baseline	Targets	
				2021/ 22	2024	2026
CIDA	15	Increased compliance to construction industry standards and best practices	% of contractors renewed out of total registration	57	50	50
			% of Contractor Registration Issued with three weeks of lead time to undertake ICWs.	54	65	70
			% of Craftsmen license issued out of the total application within a month	42	80	90
	16	Improved services provided for construction related dispute resolution	% of cases concluded against the planned	100	61	80
			No. of cases in progress	800	750	500
	17	Increased access to professional qualifications in the field of construction	No. of persons completed the Adjudicators course	16	20	20
			No. of persons completed the supervisory course (NVQ 2)	499	1200	1,400
No. of persons completed the Craftsman course (NVQ 3)			2,013	1,000	1,200	
BD	18	Increased advisory services for government building constructions	Revenue on services provided (Rs. Mn.)	2,176	3,000	4,000
	19	Increased access to construction related rates	Issuing updated BSR within 1st Quarter of each year	1	1	1
MEPA	20	Improved protection and conservation of coastal and marine environment	Weight of plastic waste collected from the coastal areas (kg/km)	83	75	65
			Area of cleanliness of coast (km)	20	50	125
	21	Increased compliance on marine related regulations (bunkering, transportation, ship generated waste, sea dumping, oil exploration pollution, international conventions.)	Level of compliance by Bunkering license holders (%)	100	100	100
			Level of compliance by Sea dumping license holders (%)	100	100	100
			Level of compliance by oil exploration license holders (%)	0	100	100
CCD	22	Improved coastal stabilization and erosion protection	Length of coastal protective structure completed (m)	3,430	3,500	3,500



W.S. Sathyananda
 SLAS (SPECIAL GRADE)
 MBA(Ballarat), PGD(La-Trobe), BSc (Sri Jayawardanapura)
 Secretary
 Ministry of Urban Development and Housing
 12th Floor, "Sethsiripaya" Stage - II, Battaramulla.

Entity	#	Key Outputs	Key Performance Indicator	Baseline	Targets	
				2021/ 22	2024	2026
	23	Improved bio systems in coastal zone	Area of mangrove and coastal plants restored/planted (M ²)	750	500	500
	24	Improved compliance on regulations on developments in coastal zones	No. of permits issued	1,496	1,600	1,600
			No. of incidences of non-compliances	720	0	0
NPPD	25	Improved planning for regions/zones	No. of provincial physical plans developed	-	1	2
			Level of coverage % (Cumulative)	0	11	44
	26	Increased awareness on National Physical Development Plan including fragile zones	Level of awareness among stakeholders (%)	..	100	100

Abbreviation:

UDA – Urban Development Authority
 SWMP - Solid Waste Management Project
 NHDA - National Housing Development Authority
 CIDA – Construction Industrial Development Authority
 BD – Buildings Department
 CMA – Condominium Management Authority
 CCD – Coast Conservation Coastal Resource Management Department

SLLDC – Sri Lanka Land Development Corporation
 USDA – Urban Settlement Development Authority
 NPPD – National Physical Planning Department
 REDECO – Land Reclamation and Development Company Ltd.
 GF – Government Factory
 MEPA – Marine Environment Protection Authority


 W.S.Sathyananda

Secretary

Ministry of Urban Development and Housing

W.S. Sathyananda
 SLAS (SPECIAL GRADE)
 MBA(Ballarat), PGD(La-Trobe), BSc (Sri Jayawardenepura)
 Secretary
 Ministry of Urban Development and Housing
 12th Floor, "Sethsiripaya" Stage - II, Battaramulla.