

## Ministerial Results Framework Ministry of Education

The prime objective of the Ministry of Education is to open avenues for the future generation with child-friendly qualitative primary and secondary education opportunities, and innovation-based excellent higher educational opportunities, through sustainable development strategies, for uplifting Sri Lankan nationality to a level of knowledge-based social and economic development while providing equal opportunities for every child and for equal access to education. The Ministry implements a vital role in diverse strata of education ranging from pre-school education, school education, higher education, tertiary and vocational education and also Pirivena and Bhikku education.

### VISION

To reach excellence in global society through competent citizens who share the Sri Lankan identity.

### MISSION

Develop competent citizens keeping with the global trends through innovative and modern approaches to education leading to efficiency, equity and high-quality performance ensuring stakeholder satisfaction.

*The MOE will contribute to achieve the following key outcome targets.*

**B. Maheshi Weerasuriya**  
Additional Secretary |  
Policy Planning & Performance Review  
Ministry of Education  
"Isurupaya", Battaramulla.

### Key outcome targets in 2026

- Increase Percentage of students in each key stages of primary education achieving learning outcomes by 2% annually.
- Increased students' academic performance (Pass Rate - O/L from 74.4% in 2023 to 76.0%).
- Increase students' academic performance (Pass Rate A/L from 64.2% in 2023 to 66.0%)
- Increase employability of graduates from 59.9% in 2022 to 64%.
- Increase student satisfaction on higher education among the undergraduates from 65% in 2022 to 85%.
- Increase Labour force participation with higher education qualification; male from 83% in 2023 to 84%, and female from 83% in 2023 to 84.5%.
- Improve the universities to achieve higher grading international ranking from No. of 11 in 2023 (out of 17) to 14, based on webometrics units.
- Increase new knowledge through researches - number of research/ studies concluded from 322 in 2022 to 400.
- Increase NVQ qualifiers from 117,953 in 2022 to 20,000.

*BH-D*

| Entity  | #  | Key Outputs   | Key Performance Indicator  | Baseline   | Targets  |         |
|---|--|---|--|------------|----------|---------|
|   |  |   |  | 2021/ 2022 | 2024     | 2026    |
| MOE   | 01   | Increased students' academic performance at school level. | % of students in primary education achieving essential learning competencies.                                | 80         | 85       | 90      |
|   |  |   | % of students obtaining more than 40% of marks for the term tests (Third Term) for core subjects in Grades 9 | -          | 78       | 80      |
|   |  |   | % of students obtained more than 70 marks for Grade 5 scholarship examination.                               | 82.9       | 85       | 88      |
|   |  |   | % of school candidates achieving required knowledge for O/L examination based on school level assessments    | 75         | 75.5     | 80      |
|   |  |   | % of school candidates achieving required knowledge for A/L examination based on school level assessments    | 65         | 66       | 76      |
| UGC   | 02   | Increased access to Higher Education                      | No of student enrolment for the first degree under government loan   | 4,595      | 5,000    | 5,000   |
|   |  |   | Level of enrolment to state universities for the first degree, as a percentage of age 18 to 23 population    | 20.1       | 27       | 30      |
|   |  |   | Intake ratio to eligible student for the first degree – state universities                                   | 25.4       | 27       | 30      |
|   |  |   | No. of students enrolled for undergraduate programs - state universities '000                                | 43.5       | 45       | 48      |
| Intake ratio to eligible student for the first degree –state universities |  |   | 25.4   | 27         | 30       |         |
| UGC / MOE   |  |   | Timelines - Time between release of A/L results and commencement of courses                                  | 8 Months   | 4 Months | 3Months |
| UGC   |  |   | No. of graduates (first degree) passing out from the state universities under purview of HE                  | 21,800     | 25,646   | 39,133  |
|   |  |   | Timeliness / Extent that the degree programmes completed as scheduled (%)                                    | 80         | 95       | 100     |
|   |  |   | Cost per graduate (Rs) '000  | 381        | 662      | 1,798   |
|   |  |   | Gross completion rate - state universities (%)   | 72         | 82       | 82      |
|   | No. of post-graduates passing out from state universities '000           | 10  | 10.7   | 11         |          |         |
|   | Timelines / Extent that the degree programmes completed as scheduled (%) | 75  | 80   | 85         |          |         |
|   | % of STEM graduates from total graduates (%)                             | 47  | 48   | 52         |          |         |

B. Mageshi Weerasinghe  
Additional Secretary  
Policy Planning & Performance Review  
Ministry of Education  
"Isurupaya", Battaramulla.

BH-P

| Entity | #  | Key Outputs                            | Key Performance Indicator                     | Baseline   | Targets |       |
|--------|----|--|---|------------|---------|-------|
|        |    |  |   | 2021/ 2022 | 2024    | 2026  |
| TVEC   | 03 | Increased access to NVQ qualifications | No of NVQ qualified persons produced '000     | 118        | 130     | 135   |
|        |    |  | No of non-NVQ qualified persons produced '000 | 23.6       | 30      | 35    |
|        |    |  | No of RPL qualified persons produced '000     | 11.2       | 17      | 20    |
|        | 04 | Improved quality of TVET Delivery      | No of institutes registered under TVET        | 1,136      | 1,250   | 1,260 |
|        |    |  | No of accredited courses                      | 2,604      | 2,700   | 2,750 |


**Abbreviations;**

MOE - Ministry of Education

UGC - University Grant Commission

TVEC - Tertiary and Vocational Education Commission


Recommended



Sumith Parackramawansa  
Director of Education  
Monitoring and Performance Review

Sumith Parakramawansa  
Director of Education  
Monitoring & Performance Review Branch  
Ministry of Education  
"Isurupaya", Battaramulla.


Recommended



B. Maheshi Weerasuriya  
Additional Secretary  
Policy, Planning and Performance Review

B. Maheshi Weerasuriya  
Additional Secretary  
Policy Planning & Performance Review  
Ministry of Education  
"Isurupaya", Battaramulla.

Approved



J. M. Thilaka Jayasundara  
Secretary  
Ministry of Education

J.M. Thilaka Jayasundara  
Secretary  
Ministry of Education  
"Isurupaya", Pelawatta,  
Battaramulla.