

**THE GOVERNMENT OF THE DEMOCRATIC
SOCIALIST REPUBLIC OF
SRI LANKA**



**FINANCIAL STATEMENTS OF THE GOVERNMENT
FOR THE YEAR ENDED 31ST DECEMBER 2021**

**DEPARTMENT OF STATE ACCOUNTS
GENERAL TREASURY
COLOMBO-01**

TABLE OF CONTENTS

	Page No.
1. Note to Readers	1
2. Statement of Responsibility	2
3. Statement of Financial Performance	3
4. Statement of Financial Position	4
5. Statement of Cash Flow	5
6. Statement of Changes in Net Assets / Equity	6
7. Current Year Actual vs Budget	7
8. Significant Accounting Policies	8-12
9. Time of Recording and Measurement for Presenting the Financial Statements of Government	13-14

Notes

10. Note 1-10 - Notes to the Financial Statements	15-20
11. Note 11 - Foreign Borrowings	21-27
12. Note 12 - Foreign Grants	28-29
13. Note 13 - Domestic Non-Bank Borrowings	30
14. Note 14 - Domestic Debt Repayment	30
15. Note 15 - Recoveries from On-Lending	30-31
16. Note 16 - Statement of Non-Financial Assets	32-40
17. Note 17 - Advances to Public Officers	41
18. Note 18 - Advances to Government Departments	41
19. Note 19 - Membership Fees Paid	41
20. Note 20 - On-Lending	42-43
21. Note 21 (Note 21.1-21.5) - Capital Contribution/Shareholding in the Commercial Public Corporations/State Owned Companies/Plantation Companies/ Development Banks (8468/8548)	44-49
22. Note 22 - Rent and Work Advance Account	50-54
23. Note 23 - Consolidated Fund	55
24. Note 24 - Foreign Loan Revolving Funds	55
25. Note 25 - Miscellaneous Funds	55
26. Note 26 - Net Assets Adjustments Account	55-56
27. Note 27 - Bank Balance	56
28. Note 28 - Advances From Central Bank Of Sri Lanka	57
29. Note 29 - Government Borrowings	57
30. Note 29(I) - Foreign Currency Banking Unit Loan (Project) Balances (9196)	58
31. Note 29(II) - Statement of Foreign Loan Balances (8343)	59-93
32. Note 29 (III) - Foreign Currency Term Financing Facility (9190)	94

33. Note 29(IV) - International Sovereign Bond (9194)	95
34. Note 30 - Deposits	57
35. Note 30(I) - Deposit Accounts Balances (6000 & 6003)	96
36. Note 31 - Accounts Operating With Government Departments	57
37. Note 32 - Sundry Accounts	57
38. Explanatory Notes	97-98

Schedules

39. Schedule I (a) & I(b) - Statement of Bank Guarantees Issued by the General Treasury & Letters of Comfort Issued to Local Banks and the Liabilities	99-109
40. Schedule II - Statement of Capital Investment in Development Projects	110-125
41. Schedule III - Head Wise Summary of Budgetary Provision and Expenditure	126-134
42. Schedule IV - Statement of Provincial Councils Revenue and Expenditure Report	135

Note to Readers

Financial Statements of the Government for the year ended 31st December 2021 comprising the Statement of Financial Performance, Statement of Financial Position, Statement of Cash Flow, Statement of Changes in Net Assets / Equity, applied Accounting Policies and Notes thereto are forwarded herewith.

The Statement of Financial Position shows the assets and liabilities of the Government whereas Statement of Financial Performance shows government's affairs in relation to revenue collection and use of resources as provided by Appropriation Act No. 07 of 10th December 2020 for 2021 as amended by Act No. 26 of 12th November 2021, of twenty one (21) Special Spending Units, thirty (30) Government Ministries, forty one (41) State Ministries, ninety eight (98) Government Departments and twenty five (25) District Secretariats and the way that fiscal deficit could be financed. Further, in the Financial Statements, it is reflected the financial support provided to Forty Nine (49) Commercial Public Corporations, ninety four (94) Government Owned Companies / Plantation Companies / US Dollar Denominated Companies, one (01) Development Bank in the form of capital contribution or shareholding and also information relating to allocation of financial resources to nine (09) Provincial Councils by the Government.

As per the provisions provided under the Fiscal Management (Responsibility) Act No. 03 of 2003, Financial Statements should be prepared to reflect financial results and Financial Position of the Democratic Socialist Republic of Sri Lanka. Since these Financial Statements should be prepared in accordance with the Article 149 and 150 of the Constitution of Democratic Socialist Republic of Sri Lanka, in addition, Generally Accepted Accounting Principles could not be followed in all the time. However, in such deviations, reasons for deviation and the relevant alternate accounting policies are disclosed in the Financial Statements.

Modified cash basis accounting method is used to prepare the Financial Statements and actions are taken to include the assets and liabilities generated through the cash basis transactions in the Financial Statements whenever possible.

The Computerized Integrated Government Accounting System (CIGAS) has been further developed enabling non-financial assets are recorded in the Financial Statements, starting from the year 2015.

Statement of Responsibility


These Financial Statements have been prepared in keeping with the provisions of the Article 149 and 150 of the Constitution of Democratic Socialist Republic of Sri Lanka, Fiscal Management (Responsibility) Act No 03 of 2003 and National Audit Act No. 19 of 2018. The Financial Statements are in compliance with Generally Accepted Accounting Principles and relevant Treasury Circulars, whereas most appropriate accounting policies are used as disclosed in the Notes to the Financial Statements.

The General Treasury is responsible for establishing and maintaining a system of internal control to provide reasonable assurance that the transactions are effected within statutory authority and use of allocations provided by Appropriation Act or any other Law are properly recorded.

The accompanying "Statement of Accounting Policies" and "Notes to the Financial Statements" form an integral part of these Financial Statements. The designated authority in preparation and presentation of these Financial Statements is Department of State Accounts.



W.A. Samantha Upananda
Director General
Department of State Accounts



S.R. Attygalle
Secretary, Ministry of Finance, and
Secretary to the Treasury

General Treasury
Colombo - 01
25th March, 2022


**Statement of Financial Performance
for the year ended 31st December 2021**

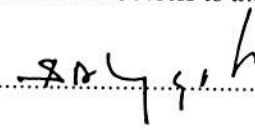
	Note	Actual 2021 Rs.	Actual 2020 Rs.
REVENUE			
Tax Revenue		1,298,019,059,952	1,216,542,212,179
Income Tax	1	302,115,199,047	268,249,209,464
Taxes on Domestic Goods & Services	2	643,085,821,017	584,528,022,877
Taxes on International Trade	3	352,818,039,888	363,764,979,839
Non Tax Revenue & Others	4	168,882,688,007	162,344,709,871
TOTAL REVENUE (a)		1,466,901,747,959	1,378,886,922,050
Less : EXPENDITURE			
Salaries, Wages and Other Employment Benefits	5	611,993,870,409	578,607,175,229
Other Goods & Services	6	218,380,545,886	221,067,351,945
Subsidies, Grants and Transfers	7	878,372,338,301	881,469,192,145
Interest Payments	8	1,048,382,440,515	975,433,945,096
Other Recurrent Expenditure	9	213,890,682	26,135,743,017
Total Recurrent Expenditure (b)		2,757,343,085,792	2,682,713,407,433
REVENUE DEFICIT (a) - (b)		1,290,441,337,833	1,303,826,485,383
Public Investments	10	789,636,210,652	811,772,950,114
BUDGET DEFICIT		2,080,077,548,485	2,115,599,435,497
FINANCING THE BUDGET DEFICIT			
Foreign Borrowings	11	516,606,370,092	600,888,442,365
Foreign Debt Repayments		(530,507,831,086)	(504,209,483,237)
NET FOREIGN BORROWINGS		(13,901,460,995)	96,678,959,128
Foreign Grants	12	6,739,545,252	5,348,418,756
TOTAL FOREIGN FINANCING		(7,161,915,743)	102,027,377,884
Domestic Borrowings	13	2,519,420,543,584	2,253,903,354,767
Domestic Debt Repayments	14	(801,708,208,303)	(458,694,003,212)
NET DOMESTIC BORROWINGS		1,717,712,335,281	1,795,209,351,557
Recoveries from On-lending	15	15,155,729,205	19,428,812,810
Sale of Capital Assets		188,384,750	256,998,608
Net Change in Deposit Accounts and Liabilities		19,598,069,646	(70,674,363,941)
(Increase)/ Decrease in Cash & Cash Equivalents		334,584,945,346	269,351,258,579
TOTAL FINANCING		2,080,077,548,485	2,115,599,435,497

**Statement of Financial Position
as at 31st December 2021**

	Note	Actual 2021 Rs	Actual 2020 Rs
Non Financial Assets (a)	16	1,850,007,342,256	1,776,368,275,783
Lands		992,116,029,261	919,631,402,791
Buildings		348,232,804,726	367,766,651,567
Other Assets		509,658,508,269	488,970,221,425
Financial Assets (b)		988,010,842,020	895,097,001,604
Advances to Public Officers	17	31,356,235,383	31,613,724,223
Advances to Government Departments	18	15,727,677,353	15,783,074,603
Membership Fees	19	2,900,368,322	2,900,368,322
On Lending	20	173,491,458,394	171,622,550,455
Capital Contributions to State Owned Enterprises	21	760,777,405,378	669,647,680,913
Rent & Work Advance	22	2,256,451,263	2,190,967,323
Stamps Stock Account		1,501,245,927	1,338,635,765
Total Assets (c)=(a)+(b)		2,838,018,184,276	2,671,465,277,387
Statutory & Other Funds (d)		(14,979,010,260,682)	(12,650,186,576,053)
Consolidated Fund	23	(990,490,932,444)	(636,307,917,452)
Contingency Fund		500,000,000	500,000,000
Foreign Loan Revolving Funds	24	48,852,791,091	56,239,421,786
Miscellaneous Funds	25	2,426,012,245	2,044,322,296
Net Assets Adjustment Account	26	(14,040,298,131,574)	(12,072,662,402,683)
Liabilities (e)		17,817,028,444,958	15,321,651,853,441
Bank Balance	27	798,453,585,243	463,868,639,897
Advance from the Central Bank	28	150,128,800,400	153,079,071,400
Government Borrowings	29	16,826,830,788,866	14,692,491,877,158
Deposits	30	82,313,142,224	78,253,278,083
Accounts Operating with Government Departments	31	(14,137,207,250)	(39,395,854,262)
Sundry Accounts	32	(26,560,664,524)	(26,645,158,835)
Total Funds and Liabilities (f)=(d)+(e)		2,838,018,184,276	2,671,465,277,387

The Financial Statements are in compliance with Generally Accepted Accounting Principles and relevant Treasury Circulars, whereas most appropriate accounting policies are used as disclosed in the Notes to the Financial Statements.

.....

W.A. Samantha Upananda
Director General
Department of State Accounts

.....

S.R. Attygalle
Secretary, Ministry of Finance, and Secretary
to the Treasury

Statement of Cash Flow
for the year ended 31st December 2021

Total Budget Estimate 2021		Actual 2021 Rs.	Restated Actual 2020 Rs.
<u>Cash Flow from Operating Activities</u>			
1,325,000,000,000	Tax Receipts	1,298,019,059,952	1,216,542,212,179
30,990,000,000	Fees, Fines, Penalties and Licenses	39,199,989,240	26,619,272,655
34,000,000,000	Profits	25,918,973,952	14,768,452,766
101,950,000,000	Other Receipts	92,625,878,430	110,804,741,847
-	Advances to Public Officers	257,488,840	528,516,811
-	Advances to Government Departments	55,397,250	19,160,616
-	Deposits	4,059,864,141	-
-	Stamps Stock Account	-	114,865,022
-	Accounts Operating with Government Departments	25,258,647,012	45,979,251,714
-	Sundry Accounts	84,494,311	-
1,491,940,000,000	Total Cash flow from Operating Activities (a)	1,485,479,793,128	1,415,376,473,613
<u>Less - Cash disbursed for:</u>			
887,256,574,398	Personal Emoluments & Operating Payments	830,374,416,294	799,674,527,175
927,464,555,500	Subsidies & Transfer Payments	878,372,338,301	881,469,192,145
1,059,471,099,682	Finance Costs	1,048,596,331,197	1,001,569,688,113
-	Deposits	-	3,318,485,591
-	Stamps Stock Account	162,610,162	-
-	Sundry Accounts	-	26,665,709,557
2,874,192,229,579	Total Cash disbursed for Operating Activities (b)	2,757,505,695,954	2,712,697,602,580
(1,382,252,229,579)	NET CASH FLOWS FROM OPERATING ACTIVITIES (c)=(a)-(b)	(1,272,025,902,826)	(1,297,321,128,968)
<u>Cash Flows from Investing Activities</u>			
7,000,000,000	Interest	6,465,927,143	7,296,743,428
6,000,000,000	Dividends	4,671,919,242	2,855,499,175
400,000,000	Divestiture Proceeds & Sale of Physical Assets	188,384,750	256,998,608
14,000,000,000	Recoveries from On Lending	15,155,729,205	19,428,812,810
27,400,000,000	Total Cash flow from Investing Activities (d)	26,481,960,340	29,838,054,021
<u>Less - Cash disbursed for:</u>			
1,201,352,630,421	Purchase or Construction of Physical Assets & Acquisition of Other Investment	789,636,210,652	811,772,950,114
1,201,352,630,421	Total Cash disbursed for Investing Activities (e)	789,636,210,652	811,772,950,114
(1,173,952,630,421)	NET CASH FLOW FROM INVESTING ACTIVITIES (f)=(d) - (e)	(763,154,250,312)	(781,934,896,093)
(2,556,204,860,000)	NET CASH FLOW FROM OPERATING & INVESTMENT ACTIVITIES (g)=(c) + (f)	(2,035,180,153,138)	(2,079,256,025,060)
<u>Cash Flow from Financing Activities</u>			
2,583,290,664,902	Local Borrowings	2,519,420,543,584	2,253,903,354,767
383,185,425,692	Foreign Borrowings	516,606,370,092	600,888,442,365
5,000,000,000	Grants Received	6,739,545,252	5,348,418,756
-	Miscellaneous Funds	381,689,949	1,002,881,084
2,971,476,090,594	Total Cash flow from Financing Activities (h)	3,043,148,148,877	2,861,143,096,972
<u>Less - Cash disbursed for:</u>			
809,070,000,000	Repayment of Local Borrowings	801,708,208,303	458,694,003,212
536,297,000,000	Repayment of Foreign Borrowings	530,507,831,086	504,209,483,237
-	Foreign Loan Revolving Funds	7,386,630,695	4,804,944,043
-	Advance from the Central Bank	2,950,271,000	83,529,900,000
1,345,367,000,000	Total Cash disbursed for Financing Activities (i)	1,342,552,941,085	1,051,238,330,492
1,626,109,090,594	NET CASH FLOW FROM FINANCING ACTIVITIES (j)=(h) - (i)	1,700,595,207,792	1,809,904,766,481
(930,095,769,406)	Net movement in Cash (k)=(g) + (j)	(334,584,945,346)	(269,351,258,580)
	Opening Cash Balance as at 01st January	(463,868,639,897)	(194,517,381,317)
	Closing Cash Balance as at 31st December	(798,453,585,243)	(463,868,639,897)

**Statement of Changes in Net Assets / Equity
for the year ended 31st December 2021**

Rs.

Description	Attributable to Government Entities				Total Net Assets / Equity
	Consolidated Fund	Contingency Fund	Foreign Loan Revolving Fund	Miscellaneous Funds	
Balance as at 31st December 2019	(437,631,022,814)	500,000,000	61,044,365,828	1,041,441,212	(375,045,215,774)
	(437,631,022,814)	500,000,000	61,044,365,828	1,041,441,212	(375,045,215,774)
<i>Changes in Net Assets/Equity for 2020</i>					
Net Change in Consolidated Fund	(198,676,894,639)				(198,676,894,639)
Net Change in Contingency Fund		-			-
Net Change in Foreign Loan Revolving Fund			(4,804,944,043)		(4,804,944,043)
Net Change in Miscellaneous Funds				1,002,881,084	1,002,881,084
Balance as at 31st December 2020	(636,307,917,453)	500,000,000	56,239,421,786	2,044,322,296	(577,524,173,371)
<i>Changes in Net Assets/Equity for 2021</i>					
Net Change in Consolidated Fund	(354,183,014,992)				(354,183,014,992)
Net Change in Contingency Fund		-			-
Net Change in Foreign Loan Revolving Fund			(7,386,630,695)		(7,386,630,695)
Net Change in Miscellaneous Funds				381,689,949	381,689,949
Balance as at 31st December 2021	(990,490,932,444)	500,000,000	48,852,791,091	2,426,012,245	(938,712,129,108)

Current Year Actual vs Budget

Rs. '000

	Original Budget	Revised Budget	Actual	Variance	%
Revenue					
Tax Revenue	1,724,000,000	1,325,000,000	1,298,019,060	26,980,940	2
Income Tax	371,000,000	295,000,000	302,115,199	(7,115,199)	-2
Taxes on Domestic Goods & Services	821,250,000	647,136,000	643,085,821	4,050,179	1
Taxes on International Trade	531,750,000	382,864,000	352,818,040	30,045,960	8
Non Tax Revenue & Others	245,000,000	181,000,000	168,882,688	12,117,312	7
Foreign Grants	10,000,000	5,000,000	6,739,545	(1,739,545)	-35
Recoveries from On-lending	15,000,000	14,000,000	15,155,729	(1,155,729)	-8
Sale of Capital Assets	400,000	400,000	188,385	211,615,250	53
Total Revenue	1,994,400,000	1,525,400,000	1,488,985,407	36,414,593	2
Expenditure					
Salaries, Wages and Other Employment Benefits	634,713,459	645,624,883	611,993,870	33,631,013	5
Other Goods & Services	217,574,405	241,631,691	218,380,546	23,251,145	10
Subsidies, Grants and Transfers	834,862,119	927,464,555	878,372,338	49,092,217	5
Interest Payments	977,000,000	1,059,200,000	1,048,382,441	10,817,559	1
Other Recurrent Expenditure	30,002,195	271,100	213,891	57,209	21
Total Recurrent Expenditure	2,694,152,178	2,874,192,230	2,757,343,086	116,849,144	4
Public Investments	1,095,018,822	1,201,352,630	789,636,211	411,716,420	34
Foreign Debt Repayments	502,297,000	536,297,000	530,507,831	5,789,169	1
Domestic Debt Repayments	755,070,000	809,070,000	801,708,208	7,361,792	1
Total Expenditure	5,046,538,000	5,420,911,860	4,879,195,336	541,716,524	10

Significant Accounting Policies

Reporting Entity

These Financial Statements of the Government encompass the Reporting Entity of the Government comprising of Government Ministries, Departments, Special Spending Units and District Secretariats. However, Commercial Public Corporations, State Owned Enterprises and Government Owned Companies or other Companies and Statutory Boards, are not covered in these Financial Statements. Cash outflows from Government to those entities taken place during the reporting period and the Government's total interest in the Commercial Public Corporations, State Owned Enterprises and Government owned Companies or other Companies held in the form of equity and loans are taken into consideration. The Revenue and Expenditure of Provincial Councils are not considered as a part of these Financial Statements, since there is no significant control by the Government over the financial and operating activities of Provincial Councils.

The Financial Statements of the Government for the year ended 31 December 2021 were authorized for issue by the Department of State Accounts.

Basis of Preparation

These Financial Statements have been prepared on the historical cost convention in conformity with Generally Accepted Accounting Principles. Historical cost basis has been adopted for measurement while adopting modified cash based accounting for reporting.

The Cash Flow Statement is prepared using the direct method.

All financial information presented in Sri Lankan Rupees has been rounded to the nearest rupee, except where indicated otherwise.

Reporting Period

The reporting period of these Financial Statements is from 1st of January 2021 to 31st December 2021.

Basis of Consolidation

Expenditure incurred and revenue collected under revenue codes specified in the budget classification by respective Ministries and Departments in the form of financial assets, liabilities, revenue and expenditure are reported using same classification codes for preparation of consolidated accounts.

Revenue

The Government provides non-income generating goods, services and benefits to the general public. The revenue is raised by way of taxes, levies, fees and charges imposed under various statutes approved by Parliament to finance the expenditure incurred on provision of such goods, services and benefits. All revenue, so collected through relevant Ministries and Departments are identified and accounted at the time of collection. Investment income is accounted for the period during which such income is actually collected.

Premiums and Discounts

Premiums and discounts on issue of debt instruments are adjusted against the cost of borrowings.

Expenses

All expenses are accounted in the period in which payments have been made.

Foreign Currency Transactions

Foreign Currency Transactions are converted into Sri Lanka Rupees using the exchange rate prevailed on the date of the transaction. Exchange differences arising from the settlement of these transactions are duly accounted through corresponding main ledger accounts.

Investments

Value of the Government's equity investments in State Owned Enterprises is recorded at cost and shown separately in the Financial Statements. However, investments in

Statutory Boards are not separately identified and disclosed since such entities are relying on the Government for their recurrent and capital expenditure requirements similar to those of the other Government Departments.

Borrowings

In the Statement of Financial Position, all local borrowings are recorded at cost. Since foreign borrowings are subject to change in exchange rates, foreign monetary liabilities are converted to Sri Lanka Rupees using exchange rates prevailed at the end of the reporting period. Statement of individual loan details are shown in the Note - 29(I) and 29(II).

Employee Entitlements

Employee entitlements to salaries and wages, pre-retirement leave and other similar benefits have been recorded when they actually accrue to or utilized by the employees. Retired Government employee entitlements for pension payments are also recorded on the same basis.

Contingent Liabilities & Commitments

Contingent Liabilities and Commitments are recorded at the point of contingency or commitment is evident. Rs. 1,583,335,901,659 was recorded in 2021 and Rs. 1,058,914,844,058 was recorded in 2020. (Schedule I)

Comparatives

To ensure consistency with the current period and classification method adopted in making a fair presentation of financial information, comparative figures have been restated where appropriate.

Bank Balance

The Bank Balance comprises of all favorable and unfavorable cash book balances for the bank accounts operated in the name of the Deputy Secretary to the Treasury, sum of unsettled imprest balances of Ministries and Departments which are treated as cash in

transit and Rupee equivalent amount of all foreign currency bank accounts balances as at end of the reporting period. When there is an Over Draft, it is considered for the Borrowing Limit of the respective year.

Non-Financial Assets

All non-financial assets i.e. Property, Plant and Equipment is recognized at cost or grant value. The cost includes expenditure that is directly attributable to the acquisition of the items.

In a situation, where an assets is acquired in a non-exchange transaction on free of charge or nominal consideration, the asset is initially measured at its grant value or cost. The corresponding credit is recognized as income in the statements of Financial Performance unless there are conditions on the assets' use.

Capital work in progress includes cost of buildings under development as at the Balance Sheet date.

The Government derecognizes items of Property, Plant and Equipment upon disposal. The sales proceeds received upon disposal of non-financial assets is recognized as revenue.

Leases

The Government as a lessee, finance lease are leases that transfer substantially all the risk and benefits incidental to ownership of the leased asset to the Government. Assets held under a finance lease are capitalized at the commencement of the lease at the value of the leased asset. The Government also recognizes the associated lease liability at the inception of the lease.

Operating leases are leases that do not transfer substantially all the risks and benefits incidental to ownership of the leased item to the Government. Operating lease made during the year are recognized as an operating expense in the Financial Performance Statement on cash basis over the lease term.

Intangible Assets

Intangible assets which are acquired separately are initially recognized at cost. The cost of intangible assets acquired in a non-exchange transaction is considered at their cost or grant value at the date of exchange and subsequently such intangible assets are carried at cost.

Advances

Advances consist of advances to Public Officers of the Government and provincial councils and to Government Departments through the treasury authorized advance account which is recognized on cash basis.

Sundry Accounts

Sundry Accounts consist of main ledger accounts operated for special purposes.

Advances from the Central Bank

Advances from the Central Bank are consist of advances held by the Government under the Monetary Law Act.

Time of Recording and Measurement for Presenting the Financial Statements of Government

Statement of Financial Performance

Accounting Caption	Presented	Time of Recording	Measurement
Revenue (for current and past years)	Yes	Cash Accounting	Historical Cost Method
Expenditure (for current and past year)	Yes	Cash Accounting	Historical Cost Method
Surplus or Deficit (for current and past year)	Yes	Cash Accounting	Historical Cost Method
Depreciation	N/A	N/A	N/A

Statement of Financial Position

Accounting Caption	Presented	Time of Recording	Measurement
Property, Plant and Equipment	Yes	Modify Cash	Historical Cost Method

Investment Property	N/A	N/A	N/A
Intangible Assets	Yes	Modify Cash	Historical Cost Method
Financial Assets	Yes	Modify Cash	Historical Cost Method
Investment Recognized Using the Equity Method	Yes	Modify Cash	Historical Cost Method
Recoverable	N/A	N/A	N/A
Cash & Cash Equivalents	Yes	Cash Accounting	Historical Cost Method
Financial Liabilities	Yes	Modify Cash	Historical Cost Method
Provisions	N/A	N/A	N/A
Contingent Liabilities	N/A	N/A	N/A
Net Assets/Equity	Yes	Modify Cash	Historical Cost Method

Notes to the Financial Statements

<u>Total Budget Estimate</u> <u>2021</u> <u>Rs.</u>	<u>Revenue</u> <u>Code</u>	<u>Revenue Title</u>	<u>Actual Revenue</u> <u>2021</u> <u>Rs.</u>	<u>2020</u> <u>Rs.</u>
	NOTE - 1	INCOME TAX		
243,000,000,000	1004.01.01	Income Tax	249,836,958,394	206,816,226,197
5,000,000,000	1004.01.02	Dividend Tax	483,446,628	4,311,234,893
4,000,000,000	1004.01.03	Remittance Tax	1,510,442,259	3,333,736,698
252,000,000,000	1004.01.00	Total Corporate Tax (a)	251,830,847,280	214,461,197,788
15,000,000,000	1004.02.01	PAYE	15,352,750,512	14,973,453,653
15,000,000,000	1004.02.99	Other	20,950,495,642	13,517,490,294
11,000,000,000	1004.03.00	Withholding Tax	12,410,497,839	9,989,431,167
2,750,000,000	1004.03.01	On Interest	355,769,899	2,712,017,866
8,250,000,000	1004.03.99	On Fees & Other	12,054,727,940	7,277,413,301
1,000,000,000	1004.04.00	Economic Service Charge	728,114,581	14,950,042,437
980,000,000	1004.04.01	Domestic	685,452,346	14,905,113,615
20,000,000	1004.04.02	Imports	42,662,235	44,928,822
500,000,000	1004.05.00	Capital Gain Tax	667,876,234	357,594,125
500,000,000	1004.06.00	Tax on Voluntary Disclosure	174,616,959	-
43,000,000,000	1004.02.00	Total Non-Corporate Tax (b)	50,284,351,766	53,788,011,676
295,000,000,000		Total Income Tax (a+b)	302,115,199,047	268,249,209,464
	NOTE - 2	TAXES ON DOMESTIC GOODS & SERVICES		
310,000,000,000	1002.01.00	Value Added Tax	308,213,044,594	233,786,120,184
55,000,000,000	1002.01.01	Financial Services	67,317,686,840	42,451,850,832
78,000,000,000	1002.01.02	Other Services	78,509,090,906	63,100,659,321
52,000,000,000	1002.01.03	Manufacturing	39,635,391,764	42,508,495,632
125,000,000,000	1002.01.04	Imports	122,750,875,084	85,725,114,398
-	1002.02.00	Goods and Services Tax	244,534	226,221
-	1002.02.01	Services	226,963	113,111
-	1002.02.02	Manufacturing	17,571	113,111
-	1002.03.00	National Security Levy	322,006	2,399,368
-	1002.03.01	Services	322,006	2,399,368
140,000,000,000	1002.04.00	Excise (Ordinance) Duty	138,637,149,955	120,989,956,654
140,000,000,000	1002.04.01	Liquor	138,637,149,955	120,989,956,654
171,000,000,000	1002.05.00	Excise (Special Provisions) Duty	168,224,272,972	200,942,505,643
90,000,000,000	1002.05.01	Cigarettes	88,538,841,088	94,344,544,119
55,000,000,000	1002.05.03	Petroleum Products	55,339,152,821	53,111,075,294
20,000,000,000	1002.05.04	Motor Vehicles	18,112,683,180	48,759,937,998
6,000,000,000	1002.05.99	Other	6,233,595,883	4,726,948,232
35,000,000	1002.06.00	Tobacco Tax	37,023,211	38,565,392
-	1002.09.00	Turnover Tax	18,742,858	16,257,541
-	1002.10.00	Social Responsibility Levy	5,820	15,838
13,000,000,000	1002.11.00	Telecommunication Levy	12,839,826,732	13,129,921,947
300,000,000	1002.12.00	Nation Building Tax	433,734,254	2,351,177,165
178,000,000	1002.12.01	Services	273,030,817	1,293,158,109
102,000,000	1002.12.02	Manufacturing	81,590,738	742,928,196
20,000,000	1002.12.03	Imports	79,112,699	315,090,860
520,000,000	1002.13.00	Tele Dramas, Films and Commercials Levy	438,470,000	158,527,000
1,450,000,000	1002.14.00	Cellular Tower Levy	1,432,520,834	1,432,714,167
500,000,000	1002.15.00	SMS Advertising Levy	430,294,304	429,233,536

Notes to the Financial Statements

<u>Total Budget Estimate</u>	<u>Revenue</u>	<u>Revenue Title</u>	<u>Actual Revenue</u>	
<u>2021</u>	<u>Code</u>		<u>2021</u>	<u>2020</u>
Rs.			Rs.	Rs.
8,300,000,000	1003.00.00	License Taxes and Other	10,122,059,935	5,390,902,543
1,000,000,000	1003.01.00	Luxury Motor Vehicle Tax	1,217,807,846	1,614,916,915
2,200,000,000	1003.03.00	Betting & Gaming Levy	1,939,352,796	1,428,071,291
5,100,000,000	1003.04.00	Share Transaction Levy	6,964,477,149	2,347,277,682
-	1003.05.00	Construction Industry Guarantee Fund Levy	422,144	636,657
2,012,300,000	1003.07.00	Other Licenses	2,230,320,811	5,848,832,722
1,530,000,000	1003.07.02	Registration Fees Relevant to the Department of Registrar General	1,707,162,817	1,399,877,263
120,000,000	1003.07.03	Private Timber Transport	126,523,836	103,722,883
77,000,000	1003.07.04	Tax on Sale of Motor Vehicles	56,288,899	65,617,488
20,040,000	1003.07.05	License Fees Relevant to the Ministry of Defence	24,085,658	21,023,630
43,160,000	1003.07.06	License Fees Relevant to the Dept. of Fisheries & Aquatic Resources	64,606,538	43,562,801
-	1003.07.08	Company Registration Levy	330,000	247,890,000
10,600,000	1003.07.09	Carbon Tax	16,795,744	102,775,391
95,000,000	1003.07.10	Vehicle Entitlement Levy	75,703,249	707,521,854
-	1003.07.11	Debt Repayment Levy	7,565,402	3,002,271,834
116,500,000	1003.07.99	Other	151,258,669	154,569,577
4,200,000	1003.08.00	Fees Under the Certificate to be Granted Yearly to Notary Registrar of the High Court	5,540,875	4,813,771
13,500,000	1003.10.00	Migrating Tax	17,032,375	5,853,185
1,000,000	1003.11.00	Remittance Fee	5,214,948	-
647,136,000,000		Total Taxes on Domestic Goods & Services	643,085,821,017	584,528,022,877
	NOTE - 3	TAXES ON INTERNATIONAL TRADE		
100,000,000,000	1001.01.00	Import Duties	64,339,318,422	114,182,592,403
64,000,000	1001.02.00	Export Duties	47,422,019	96,346,973
2,800,000,000	1001.03.00	Import & Export Licenses Fees	2,934,678,721	2,025,977,883
140,000,000,000	1001.04.00	Ports & Airports Development Levy	154,125,248,777	115,442,010,555
80,000,000,000	1001.05.00	Cess Levy	75,543,498,942	49,309,099,057
77,000,000,000	1001.05.01	Import Cess Levy	73,320,213,280	47,295,124,841
3,000,000,000	1001.05.02	Export Cess Levy	2,223,285,662	2,013,974,216
60,000,000,000	1001.08.00	Special Commodity Levy	55,827,873,007	82,708,952,968
382,864,000,000		Total Revenue from Taxes on International Trade	352,818,039,888	363,764,979,839
1,325,000,000,000		Total Tax Revenue	1,298,019,059,952	1,216,542,212,179
	NOTE - 4	NON-TAX REVENUE AND OTHERS		
11,200,000,000	2001.00.00	Revenue from Departmental Enterprises (a)	10,014,652,890	11,128,660,980
4,000,000,000	2001.01.00	Railways	2,678,724,988	4,566,646,433
7,000,000,000	2001.02.00	Postal	7,152,220,923	6,360,685,035
130,000,000	2001.03.00	Stores Advance Accounts (Explosive Items)	110,000,000	130,000,000
70,000,000	2001.04.00	Prisons Industrial and Agricultural Advance Account	73,706,979	71,329,511
52,000,000,000	2002.00.00	Return on Government Assets (b)	42,146,717,771	36,975,372,693
5,000,000,000	2002.01.00	Rent	5,089,897,433	12,054,677,324
1,200,000,000	2002.01.01	Rent on Government Building & Housing	1,288,512,491	1,152,983,938
1,500,000,000	2002.01.02	Rent on Crown Forests	1,183,922,361	1,290,279,391
70,000,000	2002.01.03	Rent from Land and Other	105,312,901	105,011,391
1,420,000,000	2002.01.04	Lease Rental from Regional Plantation Companies	1,096,941,065	951,725,623
810,000,000	2002.01.99	Other Rental	1,415,208,615	8,554,676,982

Notes to the Financial Statements

<u>Total Budget Estimate</u>	<u>Revenue</u>		<u>Actual Revenue</u>	
<u>2021</u>	<u>Code</u>	<u>Revenue Title</u>	<u>2021</u>	<u>2020</u>
Rs.			Rs.	Rs.
7,000,000,000	2002.02.00	Interest	6,465,927,143	7,296,743,428
5,500,000,000	2002.02.01	On-Lending	5,019,894,636	5,783,027,204
1,500,000,000	2002.02.99	Other	1,446,032,507	1,513,716,224
34,000,000,000	2002.03.00	Profits	25,918,973,952	14,768,452,766
6,000,000,000	2002.04.00	Dividends	4,671,919,242	2,855,499,175
53,800,000,000	2003.00.00	Sale Proceeds & Charges (c)	63,807,299,246	54,855,827,884
90,000,000	2003.01.00	Departmental Sales	97,730,681	87,989,671
25,419,000,000	2003.02.00	Administrative Fees & Charges	28,175,701,055	29,711,857,927
300,000,000	2003.02.01	Audit Fees	348,678,099	302,494,749
200,000,000	2003.02.03	Fees Under Registration of Persons	198,886,160	323,945,765
400,000,000	2003.02.04	Fees of Department of Survey	408,123,680	327,820,232
500,000,000	2003.02.05	Service Charges of Government Press	756,670,731	1,040,558,609
15,000,000	2003.02.06	Fees Under the Fauna & Flora Protection Ordinance	17,417,277	18,813,594
5,700,000,000	2003.02.07	Fees of Passports, Visas & Dual Citizenship	8,663,181,641	5,532,660,512
4,850,000,000	2003.02.08	Embarkation Levy	3,350,052,053	7,548,000,772
82,000,000	2003.02.09	Fees of Department of Valuation	115,316,600	68,164,750
230,000,000	2003.02.10	Fees of Registrar of Companies	119,840,939	99,288,869
60,000,000	2003.02.11	Legal Fees from Corporations & Statutory Bodies	143,779,404	62,764,949
45,000,000	2003.02.12	Fees Recovered Under the Public Contract Act	50,344,000	44,608,336
200,000,000	2003.02.13	Examinations & Other Fees	281,757,367	311,718,845
6,000,000,000	2003.02.14	Fees Under the Motor Traffic Act & Other Receipts	6,417,147,456	7,237,056,753
2,000,000	2003.02.15	Registration Fees on Motor Vehicle Transfers Under the Issuing Motor Vehicle Permits on Concessionary Terms	1,071,398	6,692,438
10,000,000	2003.02.16	Air craft Rentals	10,574,308	20,517,051
163,000,000	2003.02.17	Fee on Local Sale of Garments	144,681,585	184,677,874
400,000,000	2003.02.18	Fees Relevant to the Department of Agriculture	567,969,837	488,134,207
100,000,000	2003.02.19	Fees Relevant to the Botanical Gardens	135,038,572	286,772,138
162,000,000	2003.02.21	Fees Relevant to the Ministry of Petroleum Industries	225,267,081	113,595,168
6,000,000,000	2003.02.99	Sundries	6,219,902,866	5,693,572,316
2,931,000,000	2003.03.00	Fines and Forfeits	5,749,186,542	4,633,067,081
1,731,000,000	2003.03.01	Fines and Forfeits - Customs	4,091,286,910	2,889,218,648
1,200,000,000	2003.03.02	Fines and Forfeits - Other	1,657,899,632	1,743,848,432
-	2003.04.00	Public Officer's Motor Cycle Premium	2,910,000	509,454
13,500,000,000	2003.05.00	Treasury Bonds Premium	14,852,720,870	5,535,928,332
4,300,000,000	2003.06.00	Revenue from the United Nations' Peacekeeping Operations	6,309,683,670	1,949,850,171
300,000,000	2003.07.00	Programme for Purchasing of Paddy	453,206,587	1,235,912,505
1,060,000,000	2003.08.00	Sale of Hydro Power	538,063,129	
6,200,000,000	2003.99.00	Other Receipts	7,628,096,711	11,700,712,742
36,000,000,000	2004.00.00	Social Security Contributions (d)	34,618,641,924	32,417,052,244
23,500,000,000	2004.01.00	Central Government	22,574,815,424	21,394,267,775
12,500,000,000	2004.02.00	Provincial Councils	12,043,826,499	11,022,784,468
28,000,000,000	2005.00.00	Current Transfers (e)	18,295,376,177	26,967,796,071
25,000,000,000	2005.01.00	Central Bank Profits	15,011,741,716	24,008,976,988
3,000,000,000	2005.99.00	National Lotteries Board and Other Transfers	3,283,634,461	2,958,819,083
181,000,000,000		Total Non - Tax Revenue & Other Revenue	168,882,688,007	162,344,709,871
1,506,000,000,000		Total Revenue (Note 1 - 4)	1,466,901,747,959	1,378,886,922,050

<u>Total</u> Budget Estimate 2021	Object Code	Object Title	<u>Actual</u>	
			2021 Rs	2020 Rs
NOTE-5 <u>OBJECT CODE WISE CLASSIFICATION OF SALARIES, WAGES & OTHER EMPLOYMENT BENEFITS</u>				
Personal Emoluments				
370,107,845,300	1001	Salaries and Wages	347,402,903,157	333,674,216,242
41,955,506,414	1002	Overtime and Holiday Payments	40,738,553,697	37,725,389,656
233,561,531,524	1003	Other Allowances	223,852,413,555	207,207,569,331
645,624,883,238		Total	611,993,870,409	578,607,175,229
NOTE - 6 <u>OBJECT CODE WISE CLASSIFICATION OF OTHER GOODS AND SERVICES</u>				
Travelling Expenditure				
15,881,990,028	1101	Domestic	14,590,629,171	14,323,022,456
1,800,585,251	1102	Foreign	1,306,253,451	513,433,014
17,682,575,279		Total (a)	15,896,882,622	14,836,455,470
Supplies				
3,880,250,425	1201	Stationery and Office Requisites	3,469,940,660	2,770,960,279
17,476,156,057	1202	Fuel	16,596,193,633	15,310,213,864
37,260,797,045	1203	Diets and Uniforms	33,485,959,263	31,118,349,270
80,497,479,324	1204	Medical Supplies	77,001,042,894	86,729,240,207
11,091,573,216	1205	Other	9,165,243,715	6,700,528,108
150,206,256,067		Total (b)	139,718,380,165	142,629,291,728
Maintenance Expenditure				
4,848,234,598	1301	Vehicles	3,893,572,071	3,396,901,136
3,767,176,901	1302	Plant and Machinery	2,725,800,792	2,762,157,664
1,718,599,030	1303	Buildings and Structures	1,316,166,048	1,231,513,744
10,334,010,528		Total (c)	7,935,538,911	7,390,572,544
Services				
7,637,357,660	1401	Transport	6,984,155,505	5,593,597,306
4,224,324,789	1402	Postal and Communication	3,787,266,034	3,532,801,124
12,443,704,083	1403	Electricity and Water	11,370,501,844	11,261,515,968
8,565,506,271	1404	Rents and Local Taxes	7,519,294,866	6,191,905,974
166,466,308	1406	Interest Payment for Leased Vehicles	117,779,962	237,956,050
842,295,275	1408	Lease Rental for Vehicles Procured Under Operational Leasing	774,305,568	746,568,640
29,529,194,902	1409	Other	24,276,440,408	28,646,687,141
63,408,849,286		Total (d)	54,829,744,188	56,211,032,203
241,631,691,160		TOTAL EXPENDITURE ON OTHER GOODS AND SERVICES (a+b+c+d)	218,380,545,886	221,067,351,945
NOTE - 7 <u>OBJECT CODE WISE CLASSIFICATION OF TRANSFERS, GRANTS & SUBSIDIES</u>				
Transfers				
185,946,015,845	1501	Welfare Programmes	164,623,427,265	155,607,945,711
274,186,976,028	1502	Retirement Benefits	270,695,746,359	258,621,364,119
74,201,619,822	1503	Public Institutions	71,712,135,627	88,935,634,945
71,587,714,740	1504	Development Subsidies	56,784,628,730	105,185,376,653
2,474,771,464	1505	Subscriptions and Contributions Fee	2,185,689,735	2,017,626,722

<u>Total</u> <u>Budget Estimate</u> 2021	<u>Object</u> <u>Code</u>	<u>Object Title</u>	<u>Actual</u>	
			<u>2021</u> Rs	<u>2020</u> Rs
2,717,789,200	1506	Property Loan Interest to Public Servants	2,325,596,612	2,637,500,298
284,628,150,000	1507	Grants to Provincial Councils	284,602,350,000	265,593,000,000
4,187,135,636	1508	Other	3,257,605,473	2,870,743,697
27,534,382,765	1509	Contribution to Contingencies Fund	22,185,158,500	-
927,464,555,500		Total	878,372,338,301	881,469,192,145
NOTE - 8 OBJECT CODE WISE CLASSIFICATION OF INTEREST PAYMENTS AND DISCOUNTS				
684,507,991,000	1601	Domestic Debt	679,380,661,872	585,019,363,745
255,692,009,000	1602	Foreign Debt	253,749,688,761	266,678,644,470
119,000,000,000	1603	Discounts on Treasury Bills and Treasury Bonds	115,252,089,883	123,735,936,881
1,059,200,000,000		Total	1,048,382,440,515	975,433,945,096
NOTE - 9 OBJECT CODE WISE CLASSIFICATION OF OTHER RECURRENT EXPENDITURE				
217,980,682	1701	Losses and Write off	180,505,867	307,066,741
175,500	1702	Contingency Services	175,498	25,797,464,837
52,943,500	1703	Implementation of the Official Languages Policy	33,209,317	31,211,440
271,099,682		Total	213,890,682	26,135,743,017
2,874,192,229,579		Grand Total (Notes 5 to 9) Total Recurrent Expenditure	2,757,343,085,792	2,682,713,407,433
NOTE - 10 OBJECT CODE WISE CLASSIFICATION OF PUBLIC INVESTMENT				
Rehabilitation and Improvements of Capital				
19,661,031,799	2001	Buildings and Structures	14,017,365,584	10,232,518,040
13,024,780,400	2002	Plant, Machinery and Equipment	9,490,969,326	6,175,489,486
7,003,086,288	2003	Vehicles	5,374,090,903	4,460,272,763
39,688,898,487		Total (a)	28,882,425,813	20,868,280,290
Acquisition of Capital Assets				
23,110,654,229	2101	Vehicles	18,165,290,387	24,464,934,275
8,988,356,460	2102	Furniture and Office Equipment	6,167,474,182	7,428,295,620
29,969,572,241	2103	Plant, Machinery and Equipment	16,036,726,085	10,170,536,496
78,175,837,919	2104	Buildings and Structures	53,386,935,638	66,100,277,968
55,686,681,300	2105	Lands and Land Improvements	28,443,319,941	30,518,124,021
2,987,154,101	2106	Software Development	1,460,965,545	840,238,283
731,769,592	2108	Capital Payment for Leased Vehicles	519,821,269	2,320,928,214
199,650,025,842		Total (b)	124,180,533,046	141,843,334,878
Capital Transfers				
131,258,178,870	2201	Public Institutions	76,643,701,439	147,244,756,459
31,302,711,192	2202	Development Assistance	23,832,738,423	19,135,466,441
30,532,000,000	2203	Contribution to Provincial Councils	15,190,994,800	12,755,954,000
890,600,000	2204	Transfers Abroad	858,433,726	796,699,876
5,754,296,000	2205	Capital Grants to Non-Public Institution	2,274,706,069	3,907,449,993
199,737,786,062		Total (c)	118,800,574,457	183,840,326,769

<u>Total</u> <u>Budget Estimate</u> 2021	<u>Object</u> <u>Code</u>	<u>Object Title</u>	<u>Actual</u>	
			<u>2021</u> Rs	<u>2020</u> Rs
		Acquisition of Financial Assets		
60,561,301,995	2301	Equity Contribution	56,531,143,957	52,201,407,751
23,524,197,283	2302	On-Lending	22,030,171,923	16,405,065,552
84,085,499,278		Total (d)	78,561,315,880	68,606,473,303
		Capacity Building		
8,454,374,695	2401	Staff Training	5,774,359,511	3,448,355,253
8,454,374,695		Total (e)	5,774,359,511	3,448,355,253
		Other Capital Expenditure		
3,580,171,900	2501	Restructuring	914,495,324	403,825,006
921,469	2502	Investments	921,469	-
7,000,000	2503	Contingency Services	6,720,641	5,355,778
26,250,938,103	2504	Contribution to Provincial Councils	18,512,921,205	6,412,158,600
60,311,019	2505	Procurement Preparedness	49,881,676	12,817,005
480,610,928,042	2506	Infrastructure Development	295,832,081,354	350,899,390,490
13,815,092,650	2507	Research and Development	7,284,926,576	5,455,104,946
145,410,682,875	2509	Other	110,835,053,700	29,977,527,798
669,736,046,057		Total (f)	433,437,001,945	393,166,179,621
1,201,352,630,421		TOTAL EXPENDITURE ON PUBLIC INVESTMENTS (a+b+c+d+e+f)	789,636,210,652	811,772,950,114
4,075,544,860,000		Total Expenditure (Notes 5 to 10)	3,546,979,296,444	3,494,486,357,546

Note 11 - FOREIGN BORROWINGS - 2021

Funding Agency	Project	Loan Key	Loan Currency	2021		2020	
				Amount (Loan Currency)	Amount (Rs.)	Amount (Loan Currency)	Amount (Rs.)
	ASIAN DEVELOPMENT BANK (ADB)				155,171,878,361		133,062,425,491
1	ADB Funded Fiscal Management Efficiency Project	2010019	USD	-	-	1,547,588	278,500,265
2	Clean Energy and Access Improvement Project	2009006	USD	-	-	4,186,583	629,578,693
3	Clean Energy and Access Improvement Project	2009007	USD	-	-	1,108,571	229,060,384
4	Clean Energy and Network Efficiency Improvement Project	2013015	USD	33,457	6,065,809	47,274,548	7,571,385,749
5	Clean Energy and Network Efficiency Improvement project	2013017	XDR	-	-	12,572,127	2,816,624,364
6	Dry Zone Urban Water and Sanitation Project (ADF)	2013021	XDR	-	-	1,487,501	369,368,752
7	Greater Colombo Wastewater Management Project (ADF)	2009029	XDR	323,143	91,201,341	851,937	223,625,762
8	Greater Colombo Wastewater Management Project (OCR)	2009028	USD	4,065,373	802,623,845	10,153,867	1,847,674,856
9	Greater Colombo Water & Wastewater Management Improvement Investment Programme	2016033	XDR	403,598	115,143,695	84,661	21,673,208
10	Greater Colombo Water & Wastewater Management Improvement Investment Programme	2016034	USD	22,558,032	4,545,623,309	8,718,613	1,593,578,027
11	Greater Colombo Water and Wastewater Management Programme-2	2014029	USD	16,783,543	3,359,432,919	10,597,641	1,945,762,468
12	Greater Colombo Water and Wastewater Management Programme-3	2014030	XDR	1,159,652	327,784,926	1,045,121	266,274,092
13	Greater Colombo Water Wastewater Management Improvement Project	2013042	USD	4,060,803	767,931,119	19,998,595	3,669,074,203
14	Greater Colombo Water Wastewater Management Improvement Project	2013043	XDR	2,264,569	638,721,630	1,930,840	494,596,496
15	Green Power Development & Energy Efficiency Improvement Programme	2014036	XDR	408,140	106,108,647	6,830,709	1,564,411,688
16	Green Power Development & Energy Efficiency Improvement Programme	2014037	USD	2,390,044	440,510,389	20,643,092	3,437,786,780
17	Health System Enhancement Project	2018045	USD	6,701,478	1,340,560,458	11,064,094	2,058,233,273
18	Health System Enhancement Project - Additional Financing	2021029	USD	12,059,376	2,434,462,405	-	-
19	Integrated Road Investment Programme	2014041	XDR	7,239,926	2,051,171,118	1,643,782	407,130,496
20	Integrated Road Investment Programme - Tranch 3	2015036	USD	18,553,345	3,554,165,252	15,053,684	2,784,252,863
21	Integrated Road Investment Programme - Tranch 4	2017040	USD	34,338,319	6,895,597,297	21,154,398	3,871,672,157
22	Integrated Road Investment Programme -Tranch 2 (OCR)	2015010		564,959	111,274,678	-	-
23	Jaffna & Kilinochchi Water Supply Project - Additional Financing	2017038	USD	7,225,870	1,438,828,119	2,174,772	399,199,185
24	Jaffna & Kilinochchi Water Supply & Sanitation Project (ADF)	2011002	XDR	3,022,322	851,922,930	4,620,931	1,093,740,696
25	Jaffna & Kilinochchi Water Supply & Sanitation Project (OCR)	2011001	USD	794,723	159,652,369	1,640,202	299,508,005
26	Jaffna-Kilinochchi Water Supply Project - Additional Financing	2017039	USD	6,819,203	1,366,290,396	221,750	40,867,665
27	Local Government Enhancement Sector Project - Additional Financing	2016036	USD	13,543,242	2,664,605,473	13,869,787	2,528,376,562
28	Mahaweli Water Security Investment Programme - Tranch 2	2018018	USD	56,962,131	11,238,660,936	484,354	89,026,004

Note 11 - FOREIGN BORROWINGS - 2021

Funding Agency	Project	Loan Key	Loan Currency	2021		2020	
				Amount (Loan Currency)	Amount (Rs.)	Amount (Loan Currency)	Amount (Rs.)
29	Mahaweli Water Security Investment Programme - Tranch 2	2018019	USD	8,469,115	1,673,046,980	7,301,687	1,331,670,913
30	Mahaweli Water Security Investment Programme	2015025	USD	11,444,924	2,219,342,949	10,629,179	2,696,918,181
31	Mahaweli Water Security Investment Programme	2015024	XDR	10,081,557	2,815,417,581	9,405,223	1,727,419,715
32	Northern Road Connectivity Project (ADF)	2012029	XDR	339,917	87,698,035	1,611,543	408,455,895
33	Northern Road Connectivity Project (ADF)	2012030	USD	519,196	97,086,390	2,323,480	426,353,685
34	Project Design Advance for Northern Province Sustainable Fisheries Development Project	2017010	USD	-	-	237,852	43,399,817
35	Railway Efficiency Improvement Project	2019040	USD	14,304,234	2,858,697,734	2,146,610	394,510,395
36	Responsive COVID-19 Vaccines for Recovery Project - Rapid Response Component	2021027	USD	18,000,000	3,600,000,000	-	-
37	Rooftop Solar Power Generation Project	2018037	USD	20,308,790	4,099,542,192	29,691,210	5,315,709,974
38	Science & Technology Human Resource Development Project	2019030	USD	3,420,141	682,151,578	2,545,016	469,323,033
39	Science & Technology Human Resource Development Project	2019029	USD	23,868,685	4,720,543,670	7,406,943	1,373,156,820
40	Second Integrated Road Investment Programme - Tranch 2	2019048	XDR	88,210,468	17,066,335,737	61,789,532	11,440,606,074
41	Second Integrated Road Investment Programme - Tranch 3	2021009	USD	122,601,609	24,899,663,997	-	-
42	Second Integrated Road Investment Programme- Tranch I	2017037	USD	59,362	11,084,530	56,795,568	10,486,226,337
43	Second Integrated Road Investment Programme- Tranch 01	2017036	USD	14,456	2,884,981	49,219,157	10,008,381,193
44	Secondary Education Sector Improvement Programme-Results-Based Lending	2020018	USD	52,260,000	10,521,490,122	120,000,000	22,379,384,000
45	Skills Sector Enhancement Programme - Additional Financing	2018020	USD	13,800,000	2,770,552,440	27,720,000	5,169,797,816
46	Skills Sector Enhancement Programme -Additional Financing	2018021	USD	9,200,000	1,847,034,960	-	-
47	Small and Medium Enterprises Line of Credit - Additional Financing	2018005	USD	-	-	50,000,000	9,043,750,000
48	Small and Medium-Sized Enterprises Line of Credit Project-Additional Financing	2020017	USD	120,500,000	22,702,220,700	-	-
49	Southern Road Connectivity Project	2014017	USD	8,875,207	1,756,451,312	14,952,224	2,749,630,307
50	Southern Road Connectivity Project	2014018	XDR	-	-	205,474	50,452,728
51	South Asia Sub Regional Economic Cooperation Port Access Elevated Highway Project (SASEC)	2019012	USD	23,567,647	4,719,585,974	31,841,000	5,815,817,390
52	Sustainable Power Sector Support Project	2011012	USD	-	-	1,238,250	186,128,690
53	Sustainable Power Sector Support Project ADF	2011013	USD	-	-	49,849	10,110,063
54	Technical Assistance Loan Agreement	2019007	USD	856,870	168,250,871	1,198,336	220,596,437
55	Transport Project Preparatory Facility	2016035	XDR	1,957,408	544,456,568	3,107,247	783,643,337
ASIAN INFRASTRUCTURE INVESTMENT BANK					4,324,621,136		1,638,886,494
56	Reduction of Landslide Vulnerable by Mitigation Measures Projects	2019019	USD	2,822,477	566,639,849	2,372,736	438,152,703
57	Support to Colombo Urban Regeneration Project	2019020	USD	18,986,277	3,757,981,287	6,529,192	1,200,733,791
BOERENLEEN BANK					3,904,219,259		10,580,714,427
58	Construction of Rural Bridges with Financial Assistance from Netherlands	2019047	EUR	10,792,599	2,546,307,595	-	-
59	Development of General Hospital - Kaluthara	2016012	EUR	1,181,252	269,320,528	6,402,255	1,274,099,168

Note 11 - FOREIGN BORROWINGS - 2021

Funding Agency	Project	Loan Key	Loan Currency	2021		2020	
				Amount (Loan Currency)	Amount (Rs.)	Amount (Loan Currency)	Amount (Rs.)
60	Reconstruction Rural Bridges (EUR 44.3)	2018040	EUR	4,660,481	1,088,591,135	38,182,694	7,693,666,737
61	Reconstruction of Rural Bridges (EUR 7.8Mn)	2018041	EUR	-	-	7,817,896	1,612,948,522
HSBC BANK PLC (UK)					2,100,000,000		7,393,088,080
62	Modernization of Processing Factories of MILCO (Pvt) Ltd	2013012	USD	-	-	644,422	93,024,849
63	Upgrading Health Facilities in Selected Hospitals of Sri Lanka	2019018	USD	10,396,537	2,100,000,000	39,748,640	7,300,063,232
HSBC (WITH GUARANTEE OF EKF DENMARK)					57,678,570		155,405,190
64	Establishment of Dairy Processing Plant at Badalgama	2015019	EUR	245,863	57,678,570	766,266	155,405,190
HSBC LIMITED (HONGKONG)					-		12,076,984,244
65	Procurement of 09 Nos Diesel Multiple Units for Upcountry Line Operation of Sri Lanka Railways	2018015	USD	-	-	65,707,606	12,076,984,244
INTERNATIONAL DEVELOPMENT ASSOCIATION					57,146,366,595		60,462,418,395
66	Early Childhood Development Project	2015030	XDR	2,555,975	724,076,822	8,220,746	2,114,882,250
67	Water Supply and Sanitation Improvement Project	2015028	XDR	18,854,640	5,354,743,200	35,884,857	9,053,703,800
68	Accelerating Higher Education Expansion & Development Operation (AHEAD) Programme	2017017	XDR	-	-	6,400,000	1,616,996,386
69	Add Financing for the COVID 19 Emergency Response & Health Systems Preparedness Non Concessional Loan	2020016	USD	25,304,692	5,017,694,028	23,391,593	5,325,402,000
70	Additional Financing for the COVID 19 Emergency Response and Health Systems Preparedness - Concessional Loan	2020015	USD	19,857,110	5,561,771,916	-	-
71	Additional Financing for Climate Resilience Improvement Project	2016028	XDR	1,917,039	542,000,800	15,211,744	3,855,630,987
72	Additional Financing for Strategic Cities Development Project	2016027	XDR	8,505,799	2,399,944,450	707,319	185,212,500
73	Agriculture Sector Modernization Project	2017001	XDR	9,952,150	2,816,447,968	19,545,020	4,999,548,329
74	Climate Resilience Improvement Management Program	2014010	XDR	4,808,905	1,332,803,200	16,764,284	4,243,417,320
75	Climate Smart Irrigated Agriculture Project	2019021	USD	23,116,565	4,594,464,427	4,312,500	792,262,544
76	Covid 19 Emergency Response & Health Systems Preparedness Project	2020009	USD	27,705,270	5,528,850,437	53,671,786	10,089,957,828
77	Ecosystem Conservation and Management Project	2016029	XDR	4,850,736	1,369,570,400	5,721,356	1,474,835,180
78	Financial Sector Modernization Project	2017024	XDR	750,000	211,388,265	576,425	143,401,104
79	General Education Modernization Project	2018033	USD	23,256,750	4,613,669,968	15,684,980	2,892,531,044
80	Local Development Support Project	2019027	USD	24,209,868	4,798,042,224	2,403,360	407,819,176
81	Second Additional Financing for the COVID 19 Emergency Response & Health Systems Preparedness Project-IDA	2021013	XDR	18,712,080	5,318,401,526	-	-
82	Social Safety Nets Project	2016043	XDR	6,233,048	1,735,513,517	36,967,479	9,481,799,846
83	Strategic Cities Development Project	2014019	XDR	3,018,210	847,553,074	12,012,674	3,084,258,710
84	Transport Connectivity & Asset Management Project	2017023	XDR	15,477,098	4,379,430,373	2,718,090	700,759,390
INTERNATIONAL BANK FOR RECONSTRUCTION AND DEVELOPMENT					24,541,856,304		22,953,551,711
85	Accelerating Higher Education Expansion & Development Operation (AHEAD) Programme	2017019	USD	12,077,500	2,364,062,520	18,400,000	3,381,291,370
86	Additional Financing for Water Supply & Sanitation Improvement Project	2021030	USD	100,000	19,998,150	-	-

Note 11 - FOREIGN BORROWINGS - 2021

Funding Agency	Project	Loan Key	Loan Currency	2021		2020	
				Amount (Loan Currency)	Amount (Rs.)	Amount (Loan Currency)	Amount (Rs.)
87	Covid 19 Emergency Response and Health System Preparedness Project	2020010	USD	1,288,332	258,849,004	87,500	16,712,500
88	Framework Development & Infrastructure Financing to Support Public Partnership Project	2019022	USD	-	-	319,603	30,375,428
89	Inclusive Connectivity & Development Project	2021032	USD	1,250,000	251,768,125	-	-
90	Metro Colombo Urban Development Project	2012011	USD	11,000,000	2,185,849,800	52,000,000	9,543,394,800
91	Primary Health Care System Strengthening Project	2019001	USD	42,918,058	8,606,637,669	55,022,235	9,981,777,614
92	Second Additional Financing for the COVID 19 Emergency Response & Health Systems Preparedness Project	2021012	USD	53,968,671	10,854,691,036	-	-
INTERNATIONAL FUND FOR AGRICULTURAL DEVELOPMENT					1,791,819,251		7,654,612,531
93	Construction of Four Grid Substations Maliboda, Nawalapitiya, Wewalwatta and Ragala	2015021	EUR	407,445	83,712,714	22,637,302	4,348,820,279
94	Implementation of Smallholder Agribusiness Partnership (SAP) Programme	2017014	USD	6,445,214	1,276,753,197	9,829,346	1,772,734,550
95	Sri Lanka Smallholder Tea and Rubber Revitalization Project (STARR)	2016016	XDR	1,522,044	431,353,340	6,050,963	1,533,057,702
NORDEA BANK FINLAND					2,356,624,048		3,116,644,721
96	Strengthening of Health Delivery Service in the Northern Province Under Financial Assistance of the Netherland	2019038	EUR	10,179,414	2,356,624,048	15,233,087	3,116,644,721
ORGANISATION OF PETROLEUM EXPORTING COUNTRIES (OPEC)					3,617,374,853		3,934,259,469
97	Colombo National Highways Project	2013023	USD	4,671,219	904,747,332	7,438,975	1,355,737,209
98	Kalu Ganga Development Project (Additional Loan)	2017030	USD	3,975,985	771,640,215	1,666,234	297,759,515
99	Rehabilitation of the A 05 Road Corridor from Badulla to Chenkaladi Project	2015015	USD	6,791,753	1,334,824,429	9,368,533	1,692,605,709
100	Road Network Development Project	2012024	USD	388,497	75,465,382	615,759	111,895,813
101	Technological Education Development Programme	2018023	USD	761,310	151,210,318	-	-
102	Western Province Road Development Project	2015014	USD	1,975,082	379,487,177	2,612,907	476,261,223
RAIFFISEN ZENTRAL BANK					45,712,943		1,449,381,056
103	Enhancement and Upgrading of Technical Training Institute of Engineering Technology at Katunayaka	2017025	EUR	193,742	45,712,943	4,457,339	915,476,420
104	Obtaining 100 Ambulance Cars for Government Hospitals	2017029	EUR	-	-	2,659,876	533,904,637
UNICREDIT BANK AUSTRIA AG					2,330,178,045		1,640,455,036
105	Implementation of Kirama Katuwana Integrated Water Supply Scheme	2018003	EUR	2,084,663	478,873,366	5,136,215	1,060,423,521
106	Supply and Installation of Laboratory and Medical Equipment for the Ministry of Higher Education and Highways in Sri Lanka	2018017	EUR	-	-	528,800	106,267,447
107	Supply of Freightng Vehicles Equipment for the Colombo Municipal Council	2019008	EUR	7,737,750	1,851,304,679	2,063,400	473,764,068
CALYON CREDIT AGRICOLE CIB					2,821,778,423		21,476,611,620
108	Implementation of Greater Matale Water Supply Project	2016019	EUR	12,070,810	2,821,778,423	68,116,990	14,034,832,796
109	Implementation of Kelani Right Water Supply Project - Phase II	2016020	EUR	-	-	34,996,545	7,441,778,825

Note 11 - FOREIGN BORROWINGS - 2021

Funding Agency	Project	Loan Key	Loan Currency	2021		2020	
				Amount (Loan Currency)	Amount (Rs.)	Amount (Loan Currency)	Amount (Rs.)
CO-OP CENTRALE RAIFFEISEN-BOERENLEENBANK					434,158,233		2,714,776,045
110	Construction of 463 Rural Bridges	2014035	USD	-	-	9,923,291	1,960,550,579
111	Pilot Project on Establishment of a Groundwater Monitoring Network in Three Selected District	2017034	EUR	1,857,680	434,158,233	3,750,895	754,225,466
CHINA DEVELOPMENT BANK CORPORATION					5,110,480,941		3,548,449,320
112	Improvement and Rehabilitation of Priority Roads Project 3 (Phase i)	2014001	USD	13,533,826	2,526,580,831	8,138,925	1,475,064,961
113	Improvement and Rehabilitation of Priority Roads Project 3 (Phase ii)	2014034	USD	13,834,687	2,583,900,110	6,457,228	1,172,786,084
114	Moragahakanda Development Project	2012017	USD	-	-	5,104,550	900,598,275
GOVERNMENT OF FRANCE					7,016,564,514		5,504,908,614
115	Development of Mini Dairy Cooperatives with French Soft Loan	2018047	EUR	8,289,186	1,710,902,237	2,678,374	534,744,521
116	Green Power Development & Energy Efficiency Improvement Investment Programme	2015023	EUR	-	-	17,143,103	3,128,335,890
117	Implementation of Ambathale Water Supply System Improvement & Energy Savings Project	2014027	USD	11,282,930	2,240,741,427	5,996,447	1,088,217,014
118	Implementation of Anuradhapura Integrated Urban Development Project	2016039	EUR	2,361,564	539,678,085	-	-
119	Implementation of Green Power Development & Energy Efficient Improvement Investment Programme -Tranch 2	2018046	EUR	4,577,727	915,794,231	3,418,126	679,090,707
120	Implementation of Sanitation Hygiene Initiative for Towns Project Phase I	2016021	EUR	817,642	182,829,997	371,655	74,520,482
121	Rathmalana-Moratuwa Wastewater Disposal Project- Stage I - Phase II	2019010	EUR	6,332,306	1,426,618,536	-	-
GOVERNMENT OF GERMANY					480,401,365		702,112,079
122	Construction of the Mahamodara Maternity Hospital - Galle	2012022	EUR	2,160,690	480,401,365	3,525,281	702,112,079
GOVERNMENT OF INDIA					2,316,585,956		8,610,599,407
123	Dollar Credit Line on KKS Harbour	2018002	USD	743,245	142,288,972	-	-
124	India Dollar Credit Line Agreement	2008006	USD	3,832,617	760,839,570	426,076	79,317,341
125	Restoration of Northern Railway Services	2012003	USD	7,359,219	1,413,457,414	46,616,564	8,531,282,066
GOVERNMENT OF KUWAIT					3,197,225,708		3,079,637,462
126	Building Complex for the Faculty of Healthcare Sciences, Eastern University, Sri Lanka	2016017	KWD	2,322,931	1,496,267,030	1,873,028	1,115,030,881
127	Kalu Ganga Development Project (Supplementary)	2017033	KWD	183,847	114,190,989	1,358,042	816,467,454
128	Reconstruction of 25 Bridges Project	2014002	KWD	2,341,922	1,496,885,475	1,833,848	1,091,095,629
129	South Eastern University of Sri Lanka Development Project Phase 1 "B"	2011030	KWD	55,903	35,634,934	-	-
130	Strengthening of Tertiary Education & Administrative Infrastructure in Tsunami Affected Areas	2005048	KWD	83,405	54,247,280	95,874	57,043,499
SAUDI FUND FOR ARAB ECONOMIC DEVELOPMENT					3,398,454,668		2,702,471,056
131	Construction of Faculty of Medicine Project at the Sabaragamuwa University	2019043	SAR	561,937	30,137,311	-	-
132	Improvement of Peradeniya-Badulla - Chenkaladi Road Project	2015026	SAR	50,757,738	2,536,570,983	31,103,599	1,462,518,110
133	Kalu Ganga Development Project	2010028	SAR	-	-	2,431,870	115,744,033
134	Kalu Ganga Development Project (Additional Finance)	2018024	SAR	5,908,213	310,486,242	15,535,410	727,767,574
135	Road Network Development Project	2012025	SAR	9,717,579	480,187,980	7,853,585	368,749,244
136	Wayaba University Town Ship Development Project	2017032	SAR	828,769	41,072,152	589,471	27,692,094

Note 11 - FOREIGN BORROWINGS - 2021

Funding Agency	Project	Loan Key	Loan Currency	2021		2020	
				Amount (Loan Currency)	Amount (Rs.)	Amount (Loan Currency)	Amount (Rs.)
GOVERNMENT OF JAPAN					20,370,190,477		64,274,890,880
137	Anuradhapura North Water Supply Project	2013020	JPK	884,110	1,607,388,679	1,256,820	2,170,158,682
138	Anuradhapura North Water Supply Project (Phase 2)	2016037	JPK	1,687	3,038,678	14,402	25,147,262
139	Establishment of Light Rail Transit Project System in Colombo (i)	2019011	JPK	141,811	264,297,437	2,027,963	3,445,869,008
140	Greater Colombo Transmission and Distribution Loss Reduction Project	2013016	JPK	-	-	12,909,522	18,958,385,565
141	Habarana Veyangoda Transmission Line	2012006	JPK	306,441	539,982,109	6,361,929	10,051,191,481
142	Health and Medical Service Improvement Project	2018032	JPK	72,588	131,399,624	78,105	136,794,409
143	Improvement of Basic Social Services Targeting Emerging Region	2012007	JPK	-	-	83,735	141,476,031
144	Kalu Ganga Water Supply Expansion Project	2017016	JPK	201,774	365,129,163	48,729	86,610,743
145	Kandy City Wastewater Management Project	2010016	JPK	1,746,519	3,126,185,075	3,319,100	5,632,860,834
146	Landslide Disaster Protection Project	2013019	JPK	-	-	1,690,045	2,859,606,887
147	Major Bridges Construction Project	2013018	JPK	-	-	84,800	143,379,903
148	National Transmission and Distribution Network Development and Efficiency Improvement Project	2015018	JPK	923,183	1,626,095,316	2,628,698	4,368,999,669
149	New Bridges Construction Project Over the Kelani River	2014003	JPK	5,563,941	10,066,027,765	8,866,027	15,228,451,419
150	Rural Infrastructure Development Project in Emerging Regions	2017015	JPK	1,443,970	2,640,646,629	591,930	1,025,958,988
GOVERNMENT OF THE REPUBLIC OF KOREA					2,618,053,385		4,770,550,945
151	Deduru Oya Water Supply Project	2014038	KRK	11,015,067	1,886,395,576	22,802,597	3,512,708,233
152	Establishment of Colombo Central Vocational Training Center and Gampaha Collage of Technology Project in Sri Lanka	2013033	KRK	2,578,250	454,207,335	1,343,310	205,670,588
153	Ruwanwella Water Supply Project	2014039	KRK	1,670,820	277,450,474	6,876,942	1,052,172,124
THE EXPORT - IMPORT BANK OF CHINA					24,964,230,106		106,689,956,880
154	Construction Extension of Southern Expressway Section 1 from Matthala to Beliattha	2014025	CNY	-	-	291,646,397	7,840,420,270
155	Construction Extension of Southern Expressway Section 1 from Matthala to Beliattha	2014040	USD	-	-	187,274,123	34,066,141,311
156	Construction Extension of Southern Expressway Section 2 from Beliattha to Wetiya Project	2016015	USD	35,980,703	7,023,874,607	64,733,078	11,887,164,217
157	Construction of Outer Circular Highway Project Phase III from Kerawalapitiya to Kadawatha	2014024	USD	-	-	86,161,576	15,620,047,411
158	Consultancy Services for Design Review and Construction Supervision of Civil Works on Extension of Southern Expressway Project	2017042	CNY	14,013,487	430,153,878	170,176,661	4,485,329,687
159	Hambantota Hub Development Project	2014026	CNY	-	-	452,781,436	12,070,844,619
160	Kandy North Pathadumbara Integrated Water Supply	2017041	EUR	346,713,167	10,721,379,576	349,089,845	9,010,198,093
161	Matara Beliattha Section of Matara Kataragama Railway Line Extension	2013005	USD	-	-	15,890,126	3,171,341,404
162	Matara Beliattha Section of Matara Kataragama Railway Line Extension	2013022	CNY	-	-	118,854,502	3,305,729,218
163	Widening & Improvement of 64.31Km of Roads and Reconstruction of 13 Bridges in Central & Uva Provinces in Sri Lanka	2018022	USD	34,053,908	6,788,822,045	28,337,512	5,232,740,650

Note 11 - FOREIGN BORROWINGS - 2021

Funding Agency	Project	Loan Key	Loan Currency	2021		2020	
				Amount (Loan Currency)	Amount (Rs.)	Amount (Loan Currency)	Amount (Rs.)
DEUTSCHE BANK AG					2,127,084,766		9,226,333,713
164	Construction of 537 Steel Beam Bridges	2014028	USD	-	-	3,794,147	687,269,743
165	Reconstruction of Rural Bridges USD 12.7Mn (Commercial Facility)	2019005	USD	-	-	12,729,512	2,285,689,558
166	Reconstruction of Rural Bridges USD 50.9Mn (UKEF)	2019006	USD	11,006,881	2,127,084,766	34,664,073	6,253,374,412
THE EXPORT - IMPORT BANK OF INDIA					15,882,530,000		4,842,265,567
167	Dollar Credit Line 318M of the Development of Railway Sector	2017013	USD	79,254,804	15,882,530,000	26,297,084	4,842,265,567
KINGDOM OF SPAIN					1,074,828,567		437,888,476
168	Implementation of Anamaduwa Integrated Water Supply Project	2016023	EUR	4,576,929	1,074,828,567	2,118,640	437,888,476
STANDARD CHARTED BANK (UNITED KINGDOM)					-		934,596,367
169	Establishment of Neonatal and Obstetrics Reference Center for the De Soyza Maternity Hospital Project	2019032	EUR	-	-	4,497,663	934,596,367
GOVERNMENT OF PAKISTAN					9,950,164		18,829,096
170	Pakistan Line of Credit	2006071	USD	55,860	9,950,164	122,800	18,829,096
ERSTE BANK- AUSTRIA					-		1,734,737,991
171	Upgrading of Operation Theatres ICU Equipment Under a strain Soft Scheme	2018016	EUR	-	-	8,620,618	1,734,737,991
EXPORT & IMPORT BANK OF HUNGARY					2,636,192,865		-
172	Construction of Flyovers at Kohuwela and Getambe	2021001	EUR	11,199,656	2,636,192,865	-	-
REFUNDS							
ASIAN DEVELOPMENT BANK (ADB)					(134,514,411)		-
173	Jaffna & Kilinochchi Water Supply & Sanitation Project (ADF)	2011002	XDR	(428,337)	(120,291,646)	-	-
174	Northern Road Connectivity Project (ADF)	2012029	USD	(51,466)	(10,288,069)	-	-
175	Northern Road Connectivity Project (ADF)	2012030	USD	(19,683)	(3,934,696)	-	-
INTERNATIONAL BANK FOR RECONSTRUCTION AND DEVELOPMENT					(89,955,000)		-
176	Primary Health Care System Strengthening Project	2019001	USD	(450,000)	(89,955,000)	-	-
Total					351,622,570,092		507,388,442,365
Note:							
Project Loans (8343)					351,622,570,092		507,388,442,365
Foreign Currency Term Financing Facility (9190)					164,983,800,000		93,500,000,000
					516,606,370,092		600,888,442,365

NOTE - 12 - FOREIGN GRANTS

Donor	Actual	
	2021 Rs.	2020 Rs.
<u>Grants Received in the form of Cash for Projects</u>		
<u>DONOR</u>		
Asian Development Bank (ADB)	1,572,058	3,352,927
The Government of Japan (JICA)	18,008,980	21,927,407
International Labour Organization (ILO)	1,777,871	-
United States Agency for International Development (USAID)	4,454,769	-
United Nations Industrial Development Organization (UNIDO)	69,566,968	11,239,973
United Kingdom(UK)	144,572,867	65,501,966
United Nations Development Programme (UNDP)	151,261,902	229,575,364
United Nations Educational, Scientific Cultural Organization (UNESCO)	1,431,550	4,776,222
United Nations Fund for Population (UNFPA)	28,002,754	27,629,176
United Nations Children's Fund (UNICEF)	98,787,537	146,288,530
World Health Organization (WHO)	208,619,537	17,012,853
World Food Programme (WFP)	518,707,345	256,721,132
World Bank (WB)	491,638,875	352,007,582
United Nations Environment Programme (UNEP)	15,163,354	1,018,839
GAVI	7,162,349	-
South Asian Association for Regional Cooperation (SAARC)	60,850,331	7,358,766
Food and Agricultural Organization (FAO)	975,749	2,765,640
Government of Korea	6,021,503	-
Government of Norway (NORAD)	3,300,780	21,449,368
European Union (EU)	54,273,602	-
Government of China	10	-
Universal Postal Union Head Office	618,120	-
United Nations High Commissioner for Refugees (UNHCR)	1,340,901	1,555,931
UN Habitat	1,188,296	-
Sri Lanka	13,689,620	-
Government of India	4,467,117	866,046
Switzerland (Swiss Confederation)	786,480	3,349,524
International Fund for Agricultural Development (IFAD)	1,927,922	-
Asia - Pacific Cocanut Community	3,938,482	2
Canada	-	256,880
Total (a)	1,914,107,629	1,174,654,127
<u>Grant Received through Special Foreign Currency Accounts</u>		
International Development Association (IDA)	656,231,800	169,292,088
Asian Development Bank (ADB)	671,351,513	1,037,913,891
Total (b)	1,327,583,313	1,207,205,979
<u>Grants Received in Materials & Equipments</u>		
The Government of Japan (JICA)	730,435,706	-
World Food Programme (WFP)	17,429,504	114,509,464
United States Department of Agriculture USDA (USA)	865,631,198	467,000,000
Total (c)	1,613,496,408	581,509,464

NOTE - 12 - FOREIGN GRANTS

Donor	Actual	
	2021 Rs.	2020 Rs.
<u>Direct Payments</u>		
Government of Japan (JICA)	592,594,184	1,807,108,802
Government of India	77,968,930	107,587,482
Government of German (GIZ)	406,662,450	309,403,052
Government of China	-	26,007,052
Government of Korea	299,664,335	-
United States Agency for International Development (USAID)	149,501,759	-
Asian Development Bank (ADB)	257,496,620	134,942,799
France	100,469,625	-
Total (d)	1,884,357,902	2,385,049,187
Grand Total = (a)+(b)+(c)+(d)	6,739,545,252	5,348,418,756

	Actual	
	2021 Rs	2020 Rs
<u>NOTE - 13 - DOMESTIC NON BANK BORROWINGS</u>		
Net Borrowings through Treasury Bills - 8085	649,336,272,156	723,705,514,684
Treasury Bonds - 9093	1,761,978,900,000	1,332,069,100,000
Net Borrowings through Foreign Currency Banking Unit (Non Project) - 9107	(102,351,724,827)	50,634,567,200
Sri Lanka Development Bonds - 9105	207,504,403,894	93,678,645,363
Foreign Currency Banking Unit (Project) 9196 - Note 29(I)	2,952,692,361	3,815,527,520
Domestic Term Loan Facility - 9210	-	50,000,000,000
	<u>2,519,420,543,584</u>	<u>2,253,903,354,767</u>
Net Borrowings through Treasury Bills - 8085		
Borrowings through Treasury Bills	3,821,418,520,000	2,590,538,620,000
<u>Less:</u> Total Repayments	3,172,082,247,844	1,866,833,105,316
Net of Borrowings/Repayment	<u>649,336,272,156</u>	<u>723,705,514,684</u>
Net Borrowings through Foreign Currency Banking Unit (Non Project) - 9107		
Borrowings through Foreign Currency Banking Unit	29,509,453,492	131,710,842,200
<u>Less:</u> Total Repayments	131,861,178,319	81,076,275,000
Net of Borrowings/Repayment	<u>(102,351,724,827)</u>	<u>50,634,567,200</u>
<u>NOTE - 14 - DOMESTIC DEBT REPAYMENTS</u>		
Treasury Bonds - 9093	513,555,150,000	272,010,845,304
Sri Lanka Development Bonds - 9105	275,827,931,188	177,449,312,570
Foreign Currency Banking Unit (Project) - 9196	2,685,790,944	2,755,343,356
Ministry of Defence -Suhurupaya Loan - 9198	568,919,602	568,919,602
Retirement Gratuity Loan Account - 9207	4,070,416,569	4,077,470,278
Domestic Term Loan Facility - 9210	5,000,000,000	1,832,112,103
	<u>801,708,208,303</u>	<u>458,694,003,212</u>
Note: (1) Net Borrowings through Treasury Bills and Foreign Currency Banking Units reflect the difference between borrowings through Treasury Bills and Foreign Currency Banking Units their settlements on maturity taken place during the year.		
<u>NOTE - 15- RECOVERIES FROM ON-LENDING</u>		
National Development Bank	224,913,298	284,821,767
Sri Lanka Ports Authority	6,107,132,237	6,213,584,333
Development Finance Corporation of Ceylon	2,127,772,038	2,740,258,418
Hatton National Bank	282,007,146	213,655,804
Colombo Municipal Council	248,471,672	93,678,196
Sampath Bank	397,371,465	385,007,935
Commercial Bank	733,268,082	589,754,315
Seylan Bank	54,522,625	23,558,240
Regional Development Bank	300,291,044	288,201,023
Nations Trust Bank	26,072,383	7,284,786
Ceylon Petroleum Corporation	37,979,695	75,959,390
Sri Lanka Savings Bank	254,165,067	-
Local Loan Development Fund	237,588,591	211,313,840
Bank of Ceylon	127,599,362	67,339,565
People's Bank	140,154,424	123,700,583
Revolving Funds of Central Bank with Regional Development Banks	2,461,326,344	5,911,656,571
Airport & Aviation Service (Ltd)	1,092,575,727	1,004,789,139
Sarvodaya Economic & Enterprises Dev. Service	13,000,000	-
Other Institutions	30,755,712	1,013,546,124
Sub Total (a)	<u>14,896,966,910</u>	<u>19,248,110,028</u>

	Actual	
	2021 Rs	2020 Rs
<u>Treasury Funded Lending</u>		
AHF Loan Scheme	35,639,586	64,623,891
Other Loans	223,122,708	116,078,891
Sub Total (b)	258,762,295	180,702,782
Grand Total (a+b)	15,155,729,205	19,428,812,810

NOTE 16 - STATEMENT OF NON-FINANCIAL ASSETS 2021

Building- 9151:	348,232,804,726
Machinery- 9152:	349,367,419,110
Land- 9153:	992,116,029,261
Biological- 9154:	2,060,785,092
Intangible- 9155:	121,170,370
WIP- 9160:	156,940,474,795
Lease- 9180:	1,168,658,903
Grand Total:	1,850,007,342,256

Ledger	Category	Item	Code	Closing Balance 2020	Opening Balance Addition During the Year	Opening Balance 2021	Transer In	Purchases	Disposals	Closing Balance 2021
9151-->	1.1-Dwellings		61111	35,414,872,260	3,178,328,920	38,593,201,180	-	387,949,669	897,255,413	38,083,895,436
		House Boats	****6111101	17,743,230	12,447,494	30,190,724	-	-	-	30,190,724
		Garages	****6111102	138,278,605	126,052,877	264,331,482	-	2,119,430	10,105,342	256,345,569
		Mobile Home	****6111103	2,524,368	9,048,918	11,573,287	-	2,317,583	8,708,804	5,182,067
		Housing Schemes/ Flats	****6111104	8,635,409,881	1,242,666,972	9,878,076,853	-	147,156,731	-	10,025,233,584
		Rest Houses	****6111105	1,202,425,593	57,544,227	1,259,969,820	-	414,612	4,552,731	1,255,831,701
		Hotels & Restaurants	****6111106	445,932,469	7,742,467	453,674,936	-	35,757,353	-	489,432,289
		Quarters	****6111107	21,778,764,728	1,619,279,539	23,398,044,268	-	148,005,252	872,894,381	22,673,155,138
		Circuit Bungalows	****6111108	3,193,793,386	103,546,427	3,297,339,812	-	52,178,708	994,155	3,348,524,365
9151-->	1.2-Non Residential		61112	329,941,680,023	17,450,668,541	347,392,348,564	5,878,736	5,573,006,144	45,533,702,069	307,437,531,375
		Office Building	****6111201	164,801,382,491	10,295,520,142	175,096,902,632	5,878,736	3,470,015,121	7,479,476,080	171,093,320,409
		Schools	****6111202	47,348,900,239	6,491,245,928	53,840,146,167	-	1,014,062,705	5,143,554,724	49,710,654,149
		Hospitals	****6111203	101,874,429,747	-	101,874,429,747	-	48,998,902	32,202,371,406	69,721,057,243
		Building for Public Entertainment	****6111204	2,672,814,665	176,524,522	2,849,339,187	-	359,074,651	80,084,085	3,128,329,753
		Warehouse	****6111205	5,392,602,337	448,932,377	5,841,534,714	-	274,859,377	142,402,750	5,973,991,341
		Airport	****6111206	98,705,486	87,575	98,793,061	-	380,721,537	479,427,024	87,575
		Markets	****6111208	196,932,600	9,442,625	206,375,225	-	21,766,516	-	228,141,741
		Laboratories & Research Stations	****6111209	3,385,097,396	2,382,071	3,387,479,467	-	-	-	3,387,479,467
		Factories	****6111210	4,170,815,062	26,533,302	4,197,348,363	-	3,507,333	6,386,000	4,194,469,697
9151-->	1.3-Other Structure		61113	2,410,099,284	231,050,600	2,641,149,884	-	78,099,692	7,871,660	2,711,377,916
		Highways Street Road	****6111301	51,026,027	2,958,589	53,984,616	-	8,354,058	-	62,338,674

NOTE 16 - STATEMENT OF NON-FINANCIAL ASSETS 2021

Building- 9151:	348,232,804,726
Machinery- 9152:	349,367,419,110
Land- 9153:	992,116,029,261
Biological- 9154:	2,060,785,092
Intangible- 9155:	121,170,370
WIP- 9160:	156,940,474,795
Lease- 9180:	1,168,658,903
Grand Total:	1,850,007,342,256

Ledger	Category	Item	Code	Closing Balance 2020	Opening Balance Addition During the Year	Opening Balance 2021	Transter In	Purchases	Disposals	Closing Balance 2021
		Bridges	****6111302	-	-	-		7,636,394	-	7,636,394
		Tunnel	****6111303	4,450,002	-	4,450,002		-	-	4,450,002
		Railways Subways	****6111304	-	-	-		8,393,205	-	8,393,205
		Air Field Runways	****6111305	134,000	-	134,000		3,352,000	3,352,000	134,000
		Harbors Dams & Other Water Works	****6111306	29,832,810	114,227,607	144,060,417		-	600,000	143,460,417
		Structures Associated with Mining Subsoil Assets	****6111307	47,097,740	-	47,097,740		-	-	47,097,740
		Communication Line Power Line & Pipelines	****6111308	1,209,442,612	38,700	1,209,481,312		23,358,963	-	1,232,840,275
		Outdoor Sport & Recreation Facilities	****6111309	452,725,498	70,164,671	522,890,170		157,094	-	523,047,264
		Sewerage Treatment Complex	****6111310	249,717,489	21,336,712	271,054,201		26,742,977	998,660	296,798,518
		Pumping Station	****6111311	251,170,489	1,954,480	253,124,968		-	5,000	253,119,968
		Farms and Agriculture Related Assets	****6111312	114,502,617	20,369,841	134,872,458		105,000	2,916,000	132,061,458
	9151-Sub Total			367,766,651,567	20,860,048,062	388,626,699,628	5,878,736	6,039,055,504	46,438,829,142	348,232,804,726
9152-->	2.1-Transport Equipment		61121	244,136,525,756	1,244,820,266	245,381,346,022	708,608,816	2,163,250,463	11,316,674,330	236,936,530,970
		Passenger vehicle	****6112101	87,978,738,680	-	87,978,738,680		1,792,103,873	5,905,315,926	84,312,874,443
							447,347,816			

NOTE 16 - STATEMENT OF NON-FINANCIAL ASSETS 2021

Building- 9151:	348,232,804,726
Machinery- 9152:	349,367,419,110
Land- 9153:	992,116,029,261
Biological- 9154:	2,060,785,092
Intangible- 9155:	121,170,370
WIP- 9160:	156,940,474,795
Lease- 9180:	1,168,658,903
Grand Total:	1,850,007,342,256

Ledger	Category	Item	Code	Closing Balance 2020	Opening Balance Addition During the Year	Opening Balance 2021	Transter In	Purchases	Disposals	Closing Balance 2021
		Cargo vehicle	****6112102	19,930,483,224	-	19,930,483,224	-	28,101,699	5,387,607,617	14,570,977,306
		Agricultural vehicle	****6112103	2,240,043,636	144,614,865	2,384,658,501	-	14,287,181	7,387,237	2,391,558,446
		Industrial Vehicle	****6112104	4,723,662,200	181,073,465	4,904,735,665	-	165,575,770	-	5,070,311,435
		Ambulance	****6112105	5,104,430,601	156,578,840	5,261,009,441	-	161,892,000	-	5,422,901,441
		Ships	****6112106	29,251,932,643	873,415	29,252,806,058	-	19,945	-	29,252,826,003
		Railway locomotives	****6112107	38,448,200,000	-	38,448,200,000	-	-	-	38,448,200,000
		Aircraft	****6112108	53,501,406,740	761,679,680	54,263,086,420	-	834,460	-	54,263,920,881
		Motor cycle	****6112109	2,957,628,032	-	2,957,628,032	261,261,000	435,534	16,363,550	3,202,961,015
9152-->	2.2-Other Machinery &		61122	96,584,129,242	7,803,585,439	104,387,714,681	306,732,611	11,746,241,120	4,009,800,271	112,430,888,140
		Office Equipment	****6112201	7,662,785,287	188,325,853	7,851,111,141	31,673,368	3,365,163,124	517,515,798	10,730,431,835
		Computer Equipment	****6112202	10,717,479,212	801,464,148	11,518,943,360	58,608,651	1,908,895,612	198,509,477	13,287,938,146
		Electrical Equipment	****6112203	8,512,878,577	-	8,512,878,577	11,367,767	1,392,809,458	603,747,495	9,313,308,307
		Communication Equipment	****6112204	3,590,254,271	14,303,060	3,604,557,331	11,284,375	423,806,211	8,413,290	4,031,234,627

NOTE 16 - STATEMENT OF NON-FINANCIAL ASSETS 2021

Building- 9151:	348,232,804,726
Machinery- 9152:	349,367,419,110
Land- 9153:	992,116,029,261
Biological- 9154:	2,060,785,092
Intangible- 9155:	121,170,370
WIP- 9160:	156,940,474,795
Lease- 9180:	1,168,658,903
Grand Total:	1,850,007,342,256

Ledger	Category	Item	Code	Closing Balance 2020	Opening Balance Addition During the Year	Opening Balance 2021	Transer In	Purchases	Disposals	Closing Balance 2021
		Furniture	****6112205	16,895,136,771	-	16,895,136,771	75,622,320	1,487,964,287	1,064,197,248	17,394,526,131
		Musical Instruments	****6112206	663,307,171	-	663,307,171	15,848,100	57,261,978	31,759,524	704,657,726
		Medical Equipment	****6112207	26,363,982,771	4,578,227,204	30,942,209,975	73,011,398	1,120,097,523	488,890	32,134,830,006
		Sports Equipment	****6112208	384,811,586	22,195,438	407,007,025	11,802,405	65,895,717	8,176,320	476,528,827
		Paintings Sculptures & Other Antiques	****6112209	7,476,274	902,156	8,378,430	-	3,387,095	7,000	11,758,525
		Books Periodical & Journals	****6112210	57,754,548	3,041,506	60,796,055	-	4,023,608	1,600	64,818,063
		Laboratory Instruments	****6112211	6,692,063,152	746,970,805	7,439,033,957	14,827,817	444,656,140	1,005,570	7,897,512,344
		Industrial & Manufacturing Equipment	****6112212	3,296,548,390	1,220,210,383	4,516,758,773	926,720	570,975,607	5,367,024	5,083,294,076
		Construction Equipment	****6112213	1,931,760,355	183,670,110	2,115,430,465	-	92,352,310	201,900	2,207,580,875
		Broadcasting Equipment	****6112214	368,397,458	5,991,272	374,388,730	69,600	8,912,054	359,650	383,010,734
		Defence Equipment	****6112215	7,314,772,413	-	7,314,772,413	-	426,172,158	82,740,986	7,658,203,584
		Agricultural & Dairy Farm Equipment	****6112216	388,756,901	38,283,503	427,040,404	1,690,090	34,232,365	225,750	462,737,109
		Fire Protection Equipment	****6112217	1,735,964,105	-	1,735,964,105	-	339,635,869	1,487,082,749	588,517,225

NOTE 16 - STATEMENT OF NON-FINANCIAL ASSETS 2021

Building- 9151:	348,232,804,726
Machinery- 9152:	349,367,419,110
Land- 9153:	992,116,029,261
Biological- 9154:	2,060,785,092
Intangible- 9155:	121,170,370
WIP- 9160:	156,940,474,795
Lease- 9180:	1,168,658,903
Grand Total:	1,850,007,342,256

Ledger	Category	Item	Code	Closing Balance 2020	Opening Balance Addition During the Year	Opening Balance 2021	Transter In	Purchases	Disposals	Closing Balance 2021
	9152-Sub Total			340,720,654,998	9,048,405,705	349,769,060,703	1,015,341,427	13,909,491,582	15,326,474,602	349,367,419,110
9153-->	4.1-Land		61410	383,160,824,851	71,834,976,452	454,995,801,302	1,249,774,923	1,704,920,999	20,330,329,141	437,620,168,083
		Land	****614100	383,160,824,851	71,834,976,452	454,995,801,302	1,249,774,923	1,704,920,999	20,330,329,141	437,620,168,083
9153-->	4.1-Urban or Built-Up Land		61411	455,212,973,462	21,601,031,053	476,814,004,515	-	36,450	10,297,986,500	466,516,054,465
		Commercial and Services	****6141101	2,975,360,400	76,200,000	3,051,560,400	-	36,450	-	3,051,596,850
		Industrial	****6141102	-	-	-	-	-	-	-
		Transportation, Communication and	****6141103	407,396,141,500	-	407,396,141,500	-	-	-	407,396,141,500
		Mixed Urban	****6141104	44,841,471,562	21,524,831,053	66,366,302,615	-	-	10,297,986,500	56,068,316,115
9153-->	Water		61414	81,097,169,479	3,118,038,467	84,215,207,946	-	3,423,533,735	54,149,969	87,584,591,712
		Streams and Canals	****6141401	15,737,392,071	398,000	15,737,790,071		1,000,000	-	15,738,790,071
		Lakes	****6141402	617,000,000	-	617,000,000		-	-	617,000,000
		Reservoirs	****6141403	64,742,183,265	3,117,528,808	67,859,712,074		3,370,929,989	2,850,000	71,227,792,063
		Bays and Estuaries	****6141404	594,142	111,659	705,801		51,603,745	51,299,969	1,009,578

NOTE 16 - STATEMENT OF NON-FINANCIAL ASSETS 2021

Building- 9151:	348,232,804,726
Machinery- 9152:	349,367,419,110
Land- 9153:	992,116,029,261
Biological- 9154:	2,060,785,092
Intangible- 9155:	121,170,370
WIP- 9160:	156,940,474,795
Lease- 9180:	1,168,658,903
Grand Total:	1,850,007,342,256

Ledger	Category	Item	Code	Closing Balance 2020	Opening Balance Addition During the Year	Opening Balance 2021	Transer In	Purchases	Disposals	Closing Balance 2021
9153-->	Barren Land		61416	160,435,000	234,780,000	395,215,000	-	-	-	395,215,000
		Sandy Areas Other than Beaches	****6141603	160,435,000	234,780,000	395,215,000		-	-	395,215,000
	9153-Sub Total			919,631,402,791	96,788,825,972	1,016,420,228,763	1,249,774,923	5,128,491,184	30,682,465,610	992,116,029,261
9154-->	5.3 Other Non Financial-Intangible		61133	751,335,286	85,545,348	836,880,634	258,000	1,245,887,675	22,241,217	2,060,785,092
		Computer Software	****6113301	745,967,491	82,590,098	828,557,589	258,000	1,182,644,734	22,141,217	1,989,319,106
		Licenses	****6113302	1,283,485	2,245,000	3,528,485	-	4,524,118	-	8,052,603
		Patents & Copyrights	****6113303	-	-	-	-	-	-	-
		Broadcast Rights	****6113305	810,649	107,000	917,649	-		-	917,649
		Service Contracts	****6113306	3,273,661	603,250	3,876,911	-	58,718,823	100,000	62,495,734
	9154-Sub Total			751,335,286	85,545,348	836,880,634	258,000	1,245,887,675	22,241,217	2,060,785,092
9155-->	5.2 Other Non Financial-		61132	60,458,670	60,711,700	121,170,370	-	-	-	121,170,370
		Biological Assets	****6113201	60,458,670	-	60,458,670		-	-	60,458,670

NOTE 16 - STATEMENT OF NON-FINANCIAL ASSETS 2021

Building- 9151:	348,232,804,726
Machinery- 9152:	349,367,419,110
Land- 9153:	992,116,029,261
Biological- 9154:	2,060,785,092
Intangible- 9155:	121,170,370
WIP- 9160:	156,940,474,795
Lease- 9180:	1,168,658,903
Grand Total:	1,850,007,342,256

Ledger	Category	Item	Code	Closing Balance 2020	Opening Balance Addition During the Year	Opening Balance 2021	Transter In	Purchases	Disposals	Closing Balance 2021
		Plant for Harvest	****6113202	-	44,500	44,500				44,500
		Plants for Timber	****6113203	-	189,000	189,000				189,000
		Animal for Dairy	****6113210	-	60,478,200	60,478,200				60,478,200
	9155-Sub Total			60,458,670	60,711,700	121,170,370	-	-	-	121,170,370
9160-->	1.4-WIP-Building & Structure		61114	125,005,204,092	93,487,540,769	218,492,744,862	2,847,585,828	18,609,927,921	83,009,783,816	156,940,474,795
		WIP-Building & Structure	****611140	41,112,186,612	10,700,757,542	51,812,944,154	2,743,685,828	11,323,049,039	1,056,392,579	64,823,286,441
		House Boats	****611141	3,733,820	-	3,733,820		-	-	3,733,820
		Hospitals	****6111410	1,778,629,886	-	1,778,629,886		817,761,363	27,941,621	2,568,449,628
		Building for Public Entertainment	****6111411	622,271,952	-	622,271,952		90,965,823	24,523,591	688,714,183
		Warehouse	****6111412	1,782,043,503	-	1,782,043,503		76,828,893	1,931,341	1,856,941,056
		Airport	****6111413	380,721,537	-	380,721,537		-	380,638,530	83,007
		Crematorium	****6111414	83,007	7,369,236	7,452,243		-	-	7,452,243
		Markets	****6111415	6,972,208	-	6,972,208		480,035	3,151,341	4,300,901
		Laboratories & Research Stations	****6111416	2,519,204	10,927,272	13,446,476		1,781,698	-	15,228,173
		Factories	****6111417	12,575,004	-	12,575,004		2,653,170	1,665,392	13,562,782
		Highways Street Road	****6111418	9,430,137	-	9,430,137		2,774,183	11,901,987	302,334

NOTE 16 - STATEMENT OF NON-FINANCIAL ASSETS 2021

Building- 9151:	348,232,804,726
Machinery- 9152:	349,367,419,110
Land- 9153:	992,116,029,261
Biological- 9154:	2,060,785,092
Intangible- 9155:	121,170,370
WIP- 9160:	156,940,474,795
Lease- 9180:	1,168,658,903
Grand Total:	1,850,007,342,256

Ledger	Category	Item	Code	Closing Balance 2020	Opening Balance Addition During the Year	Opening Balance 2021	Transfer In	Purchases	Disposals	Closing Balance 2021
		Bridges	****6111419	302,334	24,441,987	24,744,321		-	-	24,744,321
		Garages	****611142	24,152,157	43,015,009,766	43,039,161,923		592,164	-	43,039,754,087
		Railways Subways	****6111421	43,003,814,082	-	43,003,814,082		35,940,005	43,039,117,707	636,380
		Air Field Runways	****6111422	3,953,580	-	3,953,580		34,800	997,121	2,991,260
		Harbors Dams & Other Water Works	****6111423	255,670	1,032,381	1,288,051		2,735,589	-	4,023,641
		Structures Associated with Mining Subsoil Assets	****6111424	4,023,641	44,283,623	48,307,264		-	-	48,307,264
		Communication Line Power Line & Pipelines	****6111425	40,161,000	896,009,270	936,170,270		8,146,264	-	944,316,534
		Outdoor Sport & Recreation Facilities	****6111426	720,243,211	-	720,243,211		274,535,604	975,477,284	19,301,531
		Sewerage Treatment Complex	****6111427	19,905	156,614,889	156,634,794		-	-	156,634,794
		Pumping Station	****6111428	153,562,927	-	153,562,927		3,071,867	153,365,952	3,268,841
		Farms and Agriculture Related Assets	****6111429	3,268,841	57,678,854	60,947,696		-	-	60,947,696
		Mobile Home	****611143	2,587,684	-	2,587,684		58,360,011	58,458,740	2,488,956
		Rest Houses	****6111430	2,488,956	734,657	3,223,613		-	-	3,223,613
		Housing Schemes/ Flats	****611144	590,589	5,724,544	6,315,133		480,387	-	6,795,520
		Hotels & Restaurants	****611145	5,054,314	5,182,680,356	5,187,734,669		1,741,206	-	5,189,475,876
		Quarters	****611146	3,691,903,355	-	3,691,903,355		1,255,291,478	4,777,303,130	169,891,702
		Circuit Bungalows	****611147	163,218,132	33,115,678,949	33,278,897,081		6,673,571	-	33,285,570,651
		Office Building	****611148	28,038,953,801	-	28,038,953,801	103,900,000	4,362,178,934	32,496,917,500	8,115,235

NOTE 16 - STATEMENT OF NON-FINANCIAL ASSETS 2021

Building- 9151:	348,232,804,726
Machinery- 9152:	349,367,419,110
Land- 9153:	992,116,029,261
Biological- 9154:	2,060,785,092
Intangible- 9155:	121,170,370
WIP- 9160:	156,940,474,795
Lease- 9180:	1,168,658,903
Grand Total:	1,850,007,342,256

Ledger	Category	Item	Code	Closing Balance 2020	Opening Balance Addition During the Year	Opening Balance 2021	Transer In	Purchases	Disposals	Closing Balance 2021
		Schools	****611149	3,435,483,044	268,597,444	3,704,080,488		283,851,838	-	3,987,932,326
	9160-Sub Total			125,005,204,092	93,487,540,769	218,492,744,862	2,847,585,828	18,609,927,921	83,009,783,816	156,940,474,795
9180-->	2.3-Lease Asset		61123	22,432,568,379	139,061,259	22,571,629,638	-	236,447,929	21,639,418,664	1,168,658,903
		Lease-Passenger Vehicle	****6112301	4,847,927,193	139,061,259	4,986,988,453		236,447,929	4,229,677,479	993,758,903
		Lease- Cargo Vehicle	****6112302	174,900,000	-	174,900,000		-	-	174,900,000
		Lease-Motor Cycle	****6112309	17,409,741,185	-	17,409,741,185		-	17,409,741,185	-
	9180-Sub Total			22,432,568,379	139,061,259	22,571,629,638	-	236,447,929	21,639,418,664	1,168,658,903
	Grand Total			1,776,368,275,783	220,470,138,816	1,996,838,414,598	5,118,838,913	45,169,301,795	197,119,213,050	1,850,007,342,257

	Actual	
	2021	2020
	Rs.	Rs.

NOTE - 17 ADVANCES TO PUBLIC OFFICERS

Advances to Public Officers Transferred to Provincial Councils (7004)	191,466,910	191,466,910
Advances to Public Officers of the Central Government (8493)	31,164,768,473	31,422,257,313
	31,356,235,383	31,613,724,223

NOTE - 18 ADVANCES TO GOVERNMENT DEPARTMENTS

Treasury Authorized Advance Account (7000)	15,727,677,353	15,783,074,603
	15,727,677,353	15,783,074,603

NOTE - 19 MEMBERSHIP FEES PAID

International Monetary Institutions Membership Fees (8234)	1,268,673,389	1,268,673,389
Foreign Aid Counterpart Fund - Grants (8317)	1,631,694,933	1,631,694,933
	2,900,368,322	2,900,368,322

NOTE 20 - ON LENDING

	Name of the Institution	Balance as at 01.01.2021	New Loan During 2021	Amount Settled During 2021	Balance as at 31.12.2021
		Rs.	Rs.	Rs.	Rs.
1	Sri Lanka Ports Authority <u>Add / (Less)</u> : Parity Variance Balance	53,263,196,891 2,392,793,471 55,655,990,362	142,288,972	6,107,132,237	49,691,147,097 3,015,449,651 52,706,596,748
2	Development Finance Corporation of Ceylon <u>Add / (Less)</u> : Parity Variance <u>Add / (Less)</u> : Adjustment <u>Less</u> : Revolving Recovaries/ Disbursement Balance	20,309,926,557 28,296,824 (4,800,001) (483,105,798) 19,850,317,583	1,841,664,715	2,127,772,038	19,564,210,260 106,946,330 - (247,608,150) 19,423,548,439
3	Regional Development Bank (Lankaputhra Dev. Bank) <u>Add / (Less)</u> : Parity Variance Balance	2,808,242,799 87,518,639 2,895,761,437	-	193,774,876	2,701,986,562 195,395,762 2,897,382,324
4	People's Bank <u>Add / (Less)</u> : Parity Variance/Adjustment <u>Less</u> : Revolving Recovaries/ Disbursement Balance	3,676,463,885 (2) (74,075,626) 3,602,388,258	2,201,203,000	140,154,424	5,663,436,834 0 (66,827,399) 5,596,609,435
5	National Development Bank <u>Add / (Less)</u> : Parity Variance/Adjustment <u>Less</u> : Revolving Recovaries/ Disbursement Balance	8,962,107,381 - (207,451,288) 8,754,656,094	1,796,446,816	224,913,298	10,326,189,612 - (266,325,038) 10,059,864,574
6	Colombo Municipal Council <u>Add / (Less)</u> : Parity Variance/Adjustment Balance	1,994,437,072 2 1,994,437,074	359,318,164	248,471,672	2,105,283,566 - 2,105,283,566
7	National Water Supply & Drainage Board <u>Add / (Less)</u> : Parity Variance/Adjustment Balance	42,009,970 0 42,009,970	1,153,824,576	-	1,195,834,546 - 1,195,834,546
8	MILCO (Pvt) Ltd <u>Add / (Less)</u> : Parity Variance <u>Add / (Less)</u> : Adjustment <u>Less</u> : Equity Conversion Balance	8,009,448,556 252,610,477 (93,024,849) 8,169,034,184	-	-	8,169,034,184 - - (8,169,034,183) 0
9	Sampath Bank Ltd. <u>Add / (Less)</u> : Parity Variance/Adjustment <u>Less</u> : Revolving Recovaries/ Disbursement Balance	6,077,275,916 (0) (237,120,122) 5,840,155,794	2,162,725,798	397,371,465	7,605,510,127 0 (391,686,073) 7,213,824,054
10	Hatton National Bank PLC <u>Add / (Less)</u> : Parity Variance/Adjustment <u>Less</u> : Revolving Recovaries/ Disbursement Balance	5,944,831,724 - (169,552,200) 5,775,279,524	2,392,008,613	282,007,146	7,885,280,991 - (210,904,160) 7,674,376,831
11	Commercial Bank of Ceylon PLC <u>Add / (Less)</u> : Parity Variance/Adjustment <u>Less</u> : Revolving Recovaries/ Disbursement Balance	8,644,498,312 8,314,548 (197,663,671) 8,455,149,188	1,837,460,868	733,268,082	9,559,341,974 18,472,778 (369,489,436) 9,208,325,316
12	Nations Trust Bank <u>Less</u> : Revolving Recovaries/ Disbursement Balance	3,079,303,802 - 3,079,303,802	1,451,887,640	26,072,383	4,505,119,058 - 4,505,119,058
13	Seylan Bank PLC <u>Less</u> : Revolving Recovaries/ Disbursement Balance	3,830,785,216 (110,460,890) 3,720,324,326	1,623,697,450	54,522,625	5,289,499,151 (224,216,096) 5,065,283,055
14	Sri Lanka Savings Bank <u>Add / (Less)</u> : Parity Variance/Adjustment Balance	508,274,059 - 508,274,059	-	254,165,067	254,108,992 1 254,108,993
15	Ceylon Petroleum Corporation	37,979,695	-	37,979,695	0
16	Sarvodaya Economic & Enterprises Dev. Service	633,395,760	-	13,000,000	620,395,760
17	Local Loan Development Fund	4,675,931,165	-	237,588,591	4,438,342,575
18	Bank of Ceylon <u>Add / (Less)</u> : Parity Variance/Adjustment <u>Less</u> : Revolving Recovaries/ Disbursement Balance	4,504,223,153 - (61,151,939) 4,443,071,214	1,861,965,940	127,599,362	6,177,437,792 - (63,093,249) 6,114,344,544
19	Regional Development Bank (Kandurata) <u>Add / (Less)</u> : Parity Variance/Adjustment <u>Less</u> : Revolving Recovaries/ Disbursement Balance	8,991,648 - (7,640,991) 1,350,657	-	-	1,350,657 - (1,099,657) 251,000

NOTE 20 - ON LENDING

	Name of the Institution	Balance as at 01.01.2021	New Loan During 2021	Amount Settled During 2021	Balance as at 31.12.2021
		Rs.	Rs.	Rs.	Rs.
20	Sanasa Development Bank (IFAD 283) Add / (Less) : Parity Variance/Adjustment Balance	11,114,479 - 11,114,479	- - -	- - -	11,114,479 - 11,114,479
21	Sanasa Development Bank Add / (Less) : Parity Variance/Adjustment Less: Revolving Recovaries/ Disbursement Balance	495,740,700 - (67,088,300) 428,652,400	54,615,000 - - 54,615,000	- - - -	483,267,400 - (73,460,450) 409,806,950
22	Regional Development Bank Less: Revolving Recovaries/Disbursement Balance	5,075,766,892 (135,970,059) 4,939,796,833	2,002,720,167 - 2,002,720,167	106,516,168 - 106,516,168	6,836,000,832 (209,916,660) 6,626,084,173
23	Min.of Agricultural Dev. Agrarian Services	2,268,179,400	-	260,494	2,267,918,905
24	Alliance Finance Company Ltd. Add / (Less) : Parity Variance/Adjustment Balance	46,376,683 - 46,376,683	- - -	15,509,909 - 15,509,909	30,866,774 - 30,866,774
25	Revolving Funds with Central Bank of Sri Lanka Add: Parity Variance/ Adjustment Add: Revolving Recovaries/ Disbursement Balance	10,979,038,661 237,974,590 1,755,647,390 12,972,660,641	1,017,482,072 - - 1,017,482,072	2,461,326,344 - - 2,461,326,344	11,528,816,370 260,943,138 2,124,626,368 13,914,385,875
26	HDFC / NHDA Add / (Less) : Parity Variance/Adjustment Balance	120,707,620 (3,410,430) 117,297,190	- - -	14,985,309 - 14,985,309	102,311,881 (0) 102,311,881
27	Airport & Aviation Services (Sri Lanka) Ltd Add / (Less) : Parity Variance/Adjustment Balance	9,436,414,158 815,822,667 10,252,236,826	- - -	1,092,575,727 - 1,092,575,727	9,159,661,099 (308,692,125) 8,850,968,975
	On Lending Based on Foreign Aids	169,171,124,598	21,899,309,792	14,896,966,910	171,292,948,831
28	Central Bank - SEPI Loan Scheme Add / (Less) : Parity Variance/Adjustment Balance	242,469,077 95,419 242,564,496	5,846,132 - 5,846,132	88,168,521 - 88,168,521	160,242,106 (132) 160,241,975
29	Local Loans & Development Fund	108,580,057	-	18,360,537	90,219,520
30	Sri Lanka Rubber Manufacture & Dev. Corporation	773,340,000	-	-	773,340,000
31	AHF Loan Scheme 2004/2005	50,427,744	-	35,639,586	14,788,157
32	Min. of Petroleum & Pet. Resos. Dev.	248,682,561	-	4,993,650	243,688,911
33	Department of Treasury Operations - (PLGF)	916,231,000	-	-	916,231,000
34	Ceylon Fisheries Corporations	50,000,000	-	50,000,000	-
35	Ceylon Fisheries Corporations	11,600,000	-	11,600,000	-
36	Ceylon Fisheries Corporations	50,000,000	-	50,000,000	-
	On Lending Based on Domestic Funds	2,451,425,858	5,846,132	258,762,295	2,198,509,563
	Total (Before Parity Variance/Adjustment)	168,037,193,830	21,905,155,923	15,155,729,205	170,463,885,998
	Total Parity Variance	3,585,356,626	-	-	3,027,572,396
	Total (After Parity Variance/Adjustment)	171,622,550,456	21,905,155,923	15,155,729,205	173,491,458,394

Note - 21 : Capital Contribution or Shareholdings in the Commercial Public Corporations / State Owned Companies / Other Companies / Plantation Companies / Development Banks (8468 / 8548)

	Balance as at 01.01.2021	Additions/ Adjustments in 2021	Reductions/ Adjustments in 2021	Balance as at 31.12.2021
	Rs.	Rs.	Rs.	Rs.
Note - 21.1 (a) Capital Contribution in Commercial Public Corporations	518,151,035,712	38,122,962,567	10,000,000	556,263,998,278
Note - 21.1 (b) Contribution to the Central Bank of Sri Lanka	15,000,000	-	-	15,000,000
Note - 21.2 Shareholdings in Government Owned or Other Companies	140,651,085,702	52,912,264,183	-	193,563,349,885
Note - 21.3 Shareholdings in Plantation Companies	1,696,237,450	-	-	1,696,237,450
Note - 21.4 Shareholdings in Companies in Dollar Denomination	1,580,582,340	104,497,715	-	1,685,080,055
Note - 21.5 Shareholdings in Development Banks	7,553,739,709	-	-	7,553,739,709
Total	669,647,680,913	91,139,724,465	10,000,000	760,777,405,378

Note - 21.1 (a) Capital Contribution in Commercial Public Corporations

Name	Balance as at 01.01.2021	Additions/ Adjustments in 2021	Reductions/ Adjustments in 2021	Balance as at 31.12.2021
	Rs.	Rs.	Rs.	Rs.
1 Agriculture and Agrarian Insurance Board	50,000,000	-	-	50,000,000
2 Bank of Ceylon	25,000,000,000	-	-	25,000,000,000
3 Central Engineering Consultancy Bureau	500,000	-	-	500,000
4 Ceylon Ceramic Corporation	2,640,000	-	-	2,640,000
5 Ceylon Electricity Board	343,730,584,336	21,323,984,313	-	365,054,568,649
6 Ceylon Fisheries Corporation	326,609,805	-	-	326,609,805
7 Ceylon Fishery Harbours Corporation	350,099,843	-	-	350,099,843
8 Ceylon Petroleum Corporation	28,487,125,000	-	-	28,487,125,000
9 Coconut Development Authority	88,943,221	-	-	88,943,221
10 Condominium Management Authority	500,000	-	-	500,000
11 Co-operative Wholesale Establishment	4,398,056,590	1,090,753,660	-	5,488,810,250
12 Export Development Board	10,014,284	-	-	10,014,284
13 Geological Survey and Mines Bureau	98,316,264	-	-	98,316,264
14 Janatha Estates Development Board	3,670,000,000	-	-	3,670,000,000
15 National Gem & Jewelry Authority	30,000,000	-	-	30,000,000
16 National Transport Medical Institute	62,099,697	-	-	62,099,697
17 National Films Corporation of Sri Lanka	10,000,000	-	-	10,000,000
18 National Institute of Business Management	57,175,766	-	-	57,175,766
19 National Livestock Development Board	6,801,995,542	-	-	6,801,995,542
20 National Lotteries Board	21,263,100	-	-	21,263,100
21 National Savings Bank	9,400,000,000	-	-	9,400,000,000
22 National Water Supply & Drainage Board	62,415,763,523	12,973,121,399	-	75,388,884,922
23 National Housing Development Authority	40,000,000	-	-	40,000,000
24 Peoples' Bank	12,198,133,000	-	-	12,198,133,000
25 Paddy Marketing Board	631,484,518	2,176,250,195	-	2,807,734,713
26 Sri Jayewardenapura General Hospital	1,016,825,162	-	-	1,016,825,162
27 Sri Lanka Bureau of Foreign Employment	691,161,789	-	-	691,161,789
28 Sri Lanka Institute of Hotel Management	454,850,952	-	-	454,850,952
29 Sri Lanka Ayurvedic Drugs Corporation	5,000,000	-	-	5,000,000
30 Sri Lanka Broadcasting Corporation	307,386,085	132,853,000	-	440,239,085
31 Sri Lanka Cashew Corporation	427,287,074	-	-	427,287,074
32 Sri Lanka Cement Corporation	966,971,844	-	-	966,971,844
33 Sri Lanka Transport Board	3,944,890,550	-	-	3,944,890,550
34 Sri Lanka Export Credit Insurance Corporation	40,000,000	-	10,000,000	30,000,000
35 Sri Lanka Handicraft Board	69,629,000	-	-	69,629,000
36 Sri Lanka Land Reclamation & Development Corporation	1,000,000	-	-	1,000,000
37 Sri Lanka Ports Authority	7,535,916,027	-	-	7,535,916,027
38 Sri Lanka Rupavahini Corporation	537,743,000	198,000,000	-	735,743,000
39 Sri Lanka Tourism Promotion Bureau	33,069,157	-	-	33,069,157
40 Sri Lanka Tea Board	672,012,202	-	-	672,012,202
41 State Development & Construction Corporation	16,671,650	-	-	16,671,650

	Balance as at 01.01.2021	Additions/ Adjustments in 2021	Reductions/ Adjustments in 2021	Balance as at 31.12.2021
	Rs.	Rs.	Rs.	Rs.
42 State Engineering Corporation of Sri Lanka	70,000,000	228,000,000	-	298,000,000
43 State Mortgage & Investment Bank	889,813,000	-	-	889,813,000
44 State Pharmaceuticals Corporation of Sri Lanka	59,055,258	-	-	59,055,258
45 State Pharmaceuticals Manufacturing Corporation	690,079,000	-	-	690,079,000
46 State Printing Corporation	15,000,000	-	-	15,000,000
47 State Timber Corporation	41,503,668	-	-	41,503,668
48 Telecommunication Regulatory Commission	526,214,744	-	-	526,214,744
49 Urban Development Authority	1,257,651,060	-	-	1,257,651,060
Total (21.1)	518,151,035,712	38,122,962,567	10,000,000	556,263,998,278

Note - 21.1 (b) Central Bank of Sri Lanka

Name	Balance as at 01.01.2021	Additions/ Adjustments in 2021	Reductions/ Adjustments in 2021	Balance as at 31.12.2021
	Rs.	Rs.	Rs.	Rs.
1 Central Bank of Sri Lanka	15,000,000	-	-	15,000,000

NOTE - 21.2 - SHAREHOLDING IN GOVERNMENT OWNED OR OTHER COMPANIES

Company	Number of Shares				Nominal Value per Share Rs.	Value of the Investment as at 01.01.2021 Rs.	Value of the Investment as at 31.12.2021 Rs.	Percentage of Share holdings by the Treasury
	As at 01.01.2021	Additions/ Adjustments	Deductions/ Adjustments	As at 31.12.2021				
1 Airport & Aviation Services (Sri Lanka) Ltd	200,000	-	-	200,000	100.00	20,000,000	20,000,000	98.00
2 BCC Lanka Ltd.	10,000,000	-	-	10,000,000	10.00	100,000,000	100,000,000	100.00
3 Bogala Graphite Lanka PLC	254,500	-	-	254,500	10.00	2,545,000	2,545,000	0.54
4 Lanka Building Materials Corporation Ltd.	254,500	-	-	254,500	0.46	118,331	118,331	
5 Lanka Building Materials Corporation Ltd.	1,000,000	-	-	1,000,000	10.00	10,000,000	10,000,000	100.00
5 Ceylon Agro-Industries Ltd.	11,903,402	-	-	11,903,402	5.00	59,517,010	59,517,010	5.62
6 Ceylon Fertilizer Co. Ltd.	50,245,608	-	-	50,245,608	10.00	502,456,080	502,456,080	100.00
7 Ceylon Hotels Corporation PLC (Preference Shares Only)	1,200,000	-	-	1,200,000	2.00	2,400,000	2,400,000	2.00
8 Ceylon Shipping Corporation Ltd.	5,000,000	-	-	5,000,000	10.00	50,000,000	50,000,000	100.00
9 Ceylon Shipping Lines Ltd	-	-	-	-	-	-	-	-
10 Cey-Nor Foundation Ltd.	4,000,000	-	-	4,000,000	10.00	40,000,000	40,000,000	100.00
11 Colombo Commercial Fertilizer Ltd.	10,000,000	-	-	10,000,000	10.00	100,000,000	100,000,000	100.00
12 Commercial Bank of Ceylon PLC	32,655	-	-	32,655	5.00	163,275	163,275	0.0037
	3,164	-	-	3,164	113.60	359,430	359,430	
13 Cultural Publication Company Ltd.	600	-	-	600	100.00	60,000	60,000	-
14 CWG Hambanthota 2018	10,000,000	-	-	10,000,000	10.00	100,000,000	100,000,000	79.00
15 Distance Learning Center Ltd	14,206,509	-	-	14,206,509	10.00	142,065,090	142,065,090	99.99
16 Galadari Hotels (Lanka) PLC	292,200	-	-	292,200	10.00	2,922,000	2,922,000	0.058
17 Hotel Developers (Lanka) PLC	2,046,645,686	-	-	2,046,645,686	10.00	20,466,456,860	20,466,456,860	100.00
18 Human Resources Services Agency (Guarantee) Ltd.	-	-	-	-	-	5,000,000	5,000,000	100.00
19 Kigsbury PLC (Hotel Services Ltd)	2,263	-	-	2,263	10.00	22,630	22,630	0.0128
20 Hunas Falls Hotels PLC	1	-	-	1	10.00	10	10	-
21 Independent Television Network Ltd.	9,500,000	-	-	9,500,000	10.00	95,000,000	95,000,000	100.00
22 Information & Communication Technology Agency of Sri Lanka (Pvt) Ltd.	2	-	-	2	10.00	20	20	100.00
23 Kahatagaha Grafite Lanka Ltd.	1,300,000	-	-	1,300,000	10.00	13,000,000	13,000,000	100.00
24 Kalubowitiyana Tea Factory Ltd.	4,637,500	-	-	4,637,500	10.00	46,375,000	46,375,000	99.90
25 Kantale Sugar Industries Ltd.	2,689,993	-	-	2,689,993	100.00	268,999,300	268,999,300	100.00
26 Lafarge Mahaweli Cement (Pvt) Ltd.	480,000	-	-	480,000	10.00	4,800,000	4,800,000	10.00
27 Laxapana Batteries PLC - (Elephant Lite Corporation Ltd) (5% Cumulative Preference Shares)	1,000	-	-	1,000	10.00	10,000	10,000	5.00
28 Lanka Canneries Ltd.	40,002	-	-	40,002	100.00	4,000,200	4,000,200	9.09
29 Lanka Cement Ltd.	22,246,000	-	-	22,246,000	10.00	222,460,000	222,460,000	13.00
30 Lanka Coal Company (Pvt) Ltd.	400,000	-	-	400,000	10.00	4,000,000	4,000,000	20.00
31 Lanka Electricity Company (Pvt) Ltd.	49,880,000	-	-	49,880,000	10.00	498,800,000	498,800,000	43.56
32 Lakdiwa Engineering Company (Pvt) Ltd.	2	-	-	2	10.00	20	20	100.00
33 Lanka Fabrics Ltd.	210,000	-	-	210,000	10.00	2,100,000	2,100,000	93.30
34 Lanka Hydraulic Institute Ltd.	50,000	-	-	50,000	10.00	500,000	500,000	4.54
35 Lanka Industrial Estates Ltd.	7,800,000	-	-	7,800,000	10.00	78,000,000	78,000,000	48.84
36 Lanka Layland (Pvt) Ltd	1,289,900	-	-	1,289,900	6.94	8,951,906	8,951,906	100.00
	860,000	-	-	860,000	0.01	8,600	8,600	
37 Lanka Logistics and Technologies Ltd.	800,205	-	-	800,205	10.00	80,002,050	80,002,050	100.00
38 Lanka Mineral Sands Ltd.	80,000,000	-	-	80,000,000	10.00	800,000,000	800,000,000	100.00
39 Lanka Phosphate Limited	7,251,000	-	-	7,251,000	10.00	72,510,000	72,510,000	100.00
40 Lanka STC General Trading Co. Ltd.	10,000,000	-	-	10,000,000	10.00	100,000,000	100,000,000	100.00
41 Lanka Textile Mills Emporium Ltd.	700,000	-	-	700,000	10.00	7,000,000	7,000,000	-
42 Lanka Sathosa Ltd.	87,095,381	-	-	87,095,381	10.00	870,953,810	870,953,810	98.00
43 Mantai Salt Ltd.	300,000	-	-	300,000	100.00	30,000,000	30,000,000	100.00
44 Mihin Lanka (Private) Ltd.	51,406,108	-	-	51,406,108	100.00	14,476,251,900	14,476,251,900	100.00
45 MILCO (Pvt) Ltd.- Kiriya Milk Industries	31,945,403	8,169,034,183	-	31,945,403	10.00	319,454,030	-	99.99
				8,169,034,183	1.00	-	8,488,488,213	
46 National Paper Company Ltd	32,300,000	-	-	32,300,000	10.00	323,000,000	323,000,000	100.00
47 National Development Bank PLC	571,433	-	-	571,433	10.00	5,714,330	5,714,330	0.27
	-	-	-	-	-	-	-	

NOTE - 21.2 - SHAREHOLDING IN GOVERNMENT OWNED OR OTHER COMPANIES

Company	Number of Shares				Nominal Value per Share Rs.	Value of the Investment as at 01.01.2021 Rs.	Value of the Investment as at 31.12.2021 Rs.	Percentage of Share holdings by the Treasury
	As at 01.01.2021	Additions/ Adjustments	Deductions/ Adjustments	As at 31.12.2021				
48 Dufry Shops Colombo Ltd. (World Duty Free Group Lanka Ltd.)	1,048	-	-	1,048	10.00	10,480	10,480	0.035
49 Paranthan Chemicals Company Ltd.	4,000,000	-	-	4,000,000	10.00	40,000,000	40,000,000	100.00
50 Rakna Arashana Lanka Ltd.	500,205	-	-	500,205	10.00	5,002,050	5,002,050	100.00
51 Rajarata Food Grain Ltd.	386,249	-	-	386,249	10.00	3,862,490	3,862,490	-
52 Skills Development Fund Ltd.	10,000,001	-	-	10,000,001	10.00	100,000,010	100,000,010	98.00
53 Sri Lanka Insurance Corporation Ltd.	599,568,144	-	-	599,568,144	10.00	5,995,681,440	5,995,681,440	99.93
54 Sri Lanka Rubber Manufacturing & Export Corporation Ltd.	7,798,000	-	-	7,798,000	10.00	77,980,000	77,980,000	100.00
55 Sri Lanka Savings Bank Ltd.	-	-	-	-	-	-	-	-
56 Sri Lanka Telecom PLC	893,405,709	-	-	893,405,709	10.00	8,934,057,090	8,934,057,090	49.50
57 Sri Lankan Airlines Ltd.	788,924,024	447,432,300	-	1,236,356,324	100.00	78,892,402,410	123,635,632,410	99.11
58 State Resource Management Corporation Ltd.	4,100,000	-	-	4,100,000	10.00	41,000,000	41,000,000	100.00
59 Sri Lanka Thriposha Ltd.	30,460,000	-	-	30,460,000	10.00	304,600,000	304,600,000	100.00
60 Selinsing PLC (The Selinsing Company Ltd.)	615	-	-	615	10.00	6,150	6,150	0.0108
61 De La Rue Lanka Currency & Security Print (Pvt) Ltd.	2,800,000	-	-	2,800,000	10.00	28,000,000	28,000,000	40.00
62 Wakers & Greig Limited	2,850	-	-	2,850	2.00	5,700	5,700	-
63 West Coast Power (Pvt) Ltd. (Ordinary)	100	-	-	100	10.00	1,000	1,000	-
64 Sri Lanka Institute of Biotechnology (Pvt) Ltd.	55,000,000	-	-	55,000,000	112.95	6,212,500,000	6,212,500,000	50.00
65 Sahasya Investments Limited	200,000	-	-	200,000	100.00	20,000,000	20,000,000	100.00
66 Selendiva Investments Limited	200,000	-	-	200,000	100.00	20,000,000	20,000,000	100.00
67 Center of Excellence Robotics Applications (Pvt) Ltd.	200,000	-	-	200,000	100.00	20,000,000	20,000,000	100.00
Total	4,966,741,962	8,616,466,483	-	13,583,208,445		140,651,085,702	193,563,349,885	

NOTE - 21.3 - SHAREHOLDING IN PLANTATION COMPANIES

Company	Number of Shares			As at 31.12.2021	Nominal Value per Share Rs.	Value of the Investment as at 01.01.2021 Rs.	Value of the Investment as at 31.12.2021 Rs.	Percentage of Share holdings by the Treasury
	As at 01.01.2021	Additions/ Adjustments	Deductions/ Adjustments					
1 Agaraptana Plantations Ltd.	23,284,645	-	-	23,284,645	10.00	232,846,450	232,846,450	9.91
2 Agalawatta Plantations PLC	742	-	-	742	10.00	7,420	7,420	0.003
3 Bogawantalawa Tea Estates PLC	21,664	-	-	21,664	6.67	144,430	144,430	0.026
4 Balangoda Plantations PLC	4,761	-	-	4,761	10.00	47,610	47,610	0.02
5 Chilaw Plantations Ltd.	20,000,001	-	-	20,000,001	10.00	200,000,010	200,000,010	100.00
6 Elkaduwa Plantations Ltd.	18,000,001	-	-	18,000,001	10.00	180,000,010	180,000,010	100.00
7 Elpitiya Plantations PLC	15,613,092	-	-	15,613,092	5.00	78,065,460	78,065,460	21.43
8 Gal-Oya Plantations (Pvt) Ltd.	51,600,000	-	-	51,600,000	10.00	516,000,000	516,000,000	51.00
9 Hapugastenne Plantations PLC	1	-	-	1	10.00	10	10	-
10 Horana Plantations PLC	5,889	-	-	5,889	10.00	58,890	58,890	0.023
11 Kahawatte Plantations PLC	1	-	-	1	10.00	10	10	-
12 Kegalle Plantations PLC	4,387	-	-	4,387	10.00	43,870	43,870	0.02
13 Kelani Valley Plantations PLC	1	-	-	1	10.00	10	10	-
14 Kotagala Plantations PLC	5,700,833	-	-	5,700,833	10.00	57,008,330	57,008,330	7.58
15 Kurunegala Plantations Ltd.	20,000,001	-	-	20,000,001	10.00	200,000,010	200,000,010	100.00
16 Madulsima Plantations PLC	3,805,653	-	-	3,805,653	10.00	38,056,530	38,056,530	2.25
17 Malwalta Valley Plantations PLC	2	-	-	2	10.00	20	20	-
18 Maskeliya Plantations PLC	9,008	-	-	9,008	10.00	90,080	90,080	0.017
19 Maturata Plantations Ltd.	7,806,021	-	-	7,806,021	10.00	78,060,210	78,060,210	22.30
20 Namunukula Plantations PLC	3,763,301	-	-	3,763,301	10.00	37,633,010	37,633,010	15.85
21 Pussellawa Plantations Ltd.	7,816,790	-	-	7,816,790	10.00	78,171,230	78,171,230	32.80
22 Talawakelle Tea Estates PLC	368	-	-	368	10.00	3,680	3,680	0.0015
23 Udapussellawa Plantations PLC	1	-	-	1	10.00	10	10	-
24 Watawala Plantations PLC	151	-	-	151	10.00	160	160	-
Total	177,437,314	-	-	177,437,314		1,696,237,450	1,696,237,450	

NOTE - 21.4 - SHAREHOLDING IN COMPANIES IN US DOLLAR DENOMINATION

Company	Number of Shares			As at 31.12.2021	Nominal Value per Share Rs.	Value of the Investment as at 01.01.2021 Rs.	Value of the Investment as at 31.12.2021 Rs.	Percentage of Share holdings by the Treasury
	As at 01.01.2021	Additions/ Adjustments	Deductions/ Adjustments					
1 Asian Reinsurance Corporation	980	-	-	980	US\$1000	182,456,400	194,530,000	
2 Ceylon Shipping Agency	24,500	-	-	24,500		3,451,560	3,586,555	99.00
3 International Finance Corporation	7,491			7,491	1(Singapore Dollar) US\$1000	1,394,674,380	1,486,963,500	
Total	32,971	-	-	32,971		1,580,582,340	1,685,080,055	

Exchange Rate (Buying Rate) as at 01.01.2021/ 31.12.2021

Currency	01.01.2021 Rate	31.12.2021 Rate
US Dollar	186.18	198.50
Singapore Dollar	140.88	146.39

NOTE - 21.5 - SHAREHOLDING IN DEVELOPMENT BANKS

Company	Number of Shares			As at 31.12.2021	Nominal Value per Share Rs.	Value of the Investment as at 01.01.2021 Rs.	Value of the Investment as at 31.12.2021 Rs.	Percentage of Share holdings by the Treasury
	As at 01.01.2021	Additions/ Adjustments	Deductions/ Adjustments					
1 Pradeshiya Sanwardhana Bank	337,744,671	-	-	337,744,671	10.00	3,377,446,710	3,377,446,710	87.00
	158,013,356	-	-	158,013,356	26.43	4,176,292,999	4,176,292,999	
Total	495,758,027	-	-	495,758,027		7,553,739,709	7,553,739,709	

NOTES - 21.2, 21.3, 21.4, 21.5 - SUMMARY

Company	Numbers of Shares	Nominal Value of Shares as at 31.12.2021 (Rs.)
1 General	13,583,208,445	193,563,349,885
2 Plantation	177,437,314	1,696,237,450
3 Shares in Dollar Value	32,971	1,685,080,055
4 Development Banks	495,758,027	7,553,739,709
Total	14,256,436,757	204,498,407,099

NOTE - 22 - RENT AND WORK ADVANCE ACCOUNT - 2021

Head No.	Ministry/Department	Account No.	Type	Opening Balance	Additions	Settlements	Closing Balance
110	Ministry of Justice	9188/110/0/2/0/2/0	Mobilization	-	185,185,185	-	185,185,185
	Ministry of Justice	9188/110/0/2/0/1/0	Mobilization	-	87,565,489	10,788,073	76,777,416
	Ministry of Justice	9188/110/0/1/0/4/0	Rent	-	6,448,000	-	6,448,000
	Ministry of Justice	9188/110/0/1/0/3/0	Rent	-	6,760,000	-	6,760,000
	Ministry of Justice	9188/110/0/1/0/6/0	Rent	-	2,162,160	-	2,162,160
	Ministry of Justice	9188/110/0/2/0/4/0	Mobilization	-	46,296,296	11,725,645	34,570,651
	Ministry of Justice	9188/110/0/2/0/5/0	Mobilization	-	5,893,413	-	5,893,413
	Ministry of Justice	9188/110/0/1/0/7/0	Rent	-	236,964	-	236,964
	Ministry of Justice	9188/110/0/2/0/6/0	Mobilization	-	56,373,205	-	56,373,205
	Ministry of Justice	9188/110/0/2/0/3/0	Mobilization	-	55,725,926	-	55,725,926
	Ministry of Justice	9188/110/0/1/0/5/0	Rent	-	6,515,600	-	6,515,600
	Ministry of Justice	9188/110/0/1/0/1/0	Rent	7,929,180	-	-	7,929,180
	Ministry of Justice	9188/110/0/1/0/2/0	Rent	795,000	-	-	795,000
111	Ministry of Health	9188/111/0/2/0/1/0	Mobilization	-	-	-	-
118	Ministry of Agriculture	9188/118/0/1/0/1/0	Rent	132,930,000	-	69,930,000	63,000,000
119	Ministry of Power	9188/119/0/1/0/3/0	Rent	-	9,550,000	-	9,550,000
	Ministry of Power	9188/119/0/1/0/2/0	Rent	5,101,392	-	5,101,392	-
130	Ministry of Public Services, Provincial Councils and Local Government	9188/130/0/2/0/10/0	Mobilization	(0.01)	0.01	-	-
	Ministry of Public Services, Provincial Councils and Local Government	9188/130/0/2/0/11/0	Mobilization	9,915,527	-	9,915,527	-
	Ministry of Public Services, Provincial Councils and Local Government	9188/130/0/2/0/13/0	Mobilization	6,637,652	-	6,637,652	-
	Ministry of Public Services, Provincial Councils and Local Government	9188/130/0/2/0/14/0	Mobilization	3,966,211	1,929,175	5,895,386	-
	Ministry of Public Services, Provincial Councils and Local Government	9188/130/0/2/0/15/0	Mobilization	5,949,316	-	5,949,316	-
	Ministry of Public Services, Provincial Councils and Local Government	9188/130/0/2/0/16/0	Mobilization	17,582,984	-	11,128,188	6,454,796
	Ministry of Public Services, Provincial Councils and Local Government	9188/130/0/2/0/17/0	Mobilization	21,292,213	-	-	21,292,213

NOTE - 22 - RENT AND WORK ADVANCE ACCOUNT - 2021

Head No.	Ministry/Department	Account No.	Type	Opening Balance	Additions	Settlements	Closing Balance
130	Ministry of Public Services, Provincial Councils and Local Government	9188/130/0/2/0/4/0	Mobilization	10,995,836	-	10,995,836	-
	Ministry of Public Services, Provincial Councils and Local Government	9188/130/0/2/0/8/0	Mobilization	48,969,787	-	-	48,969,787
136	Ministry of Sports	9188/136/0/2/0/1/0	Mobilization	(12,440,051)	12,440,051		-
194	Ministry of Youth and Sports	9188/194/0/2/0/1/0	Mobilization	-	7,190,363	7,190,363	-
219	Department of Sports Development	9188/219/0/2/0/11/0	Mobilization	287,894	-	287,894	-
	Department of Sports Development	9188/219/0/2/0/14/0	Mobilization	3,449,801	-	3,449,801	0
	Department of Sports Development	9188/219/0/2/0/18/0	Mobilization	11,005,447	843,193	4,661,767	7,186,874
	Department of Sports Development	9188/219/0/2/0/19/0	Mobilization	4,132,418	-	4,132,418	-
	Department of Sports Development	9188/219/0/2/0/2/0	Mobilization	4,005,736	-	4,005,736	-
	Department of Sports Development	9188/219/0/2/0/21/0	Mobilization	50	-	50	-
	Department of Sports Development	9188/219/0/2/0/22/0	Mobilization	9,325,135		2,508,905	6,816,230
	Department of Sports Development	9188/219/0/2/0/23/0	Mobilization	25,000,000	588,306	15,068,778	10,519,528
	Department of Sports Development	9188/219/0/2/0/24/0	Mobilization	5,000,000	-		5,000,000
	Department of Sports Development	9188/219/0/2/0/25/0	Mobilization	3,623,390	-	2,225,090	1,398,300
	Department of Sports Development	9188/219/0/2/0/26/0	Mobilization	2,013,781	-	2,013,781	-
	Department of Sports Development	9188/219/0/2/0/27/0	Mobilization	5,000,000	-		5,000,000
	Department of Sports Development	9188/219/0/2/0/28/0	Mobilization	5,295,225	-	3,672,071	1,623,155
	Department of Sports Development	9188/219/0/2/0/3/0	Mobilization	3,878,284	-	3,878,284	-
	Department of Sports Development	9188/219/0/2/0/30/0	Mobilization	1,835,944	-	1,835,944	-
	Department of Sports Development	9188/219/0/2/0/31/0	Mobilization	39,236,589	-	39,236,589	-
	Department of Sports Development	9188/219/0/2/0/32/0	Mobilization	5,000,000	-	1,723,769	3,276,231
	Department of Sports Development	9188/219/0/2/0/33/0	Mobilization	28,529,654	-		28,529,654
Department of Sports Development	9188/219/0/2/0/34/0	Mobilization	36,983,286	-	36,983,286	-	
Department of Sports Development	9188/219/0/2/0/9/0	Mobilization	20,577,815	0.31	20,577,815	-	
222	Sri Lanka Army	9188/222/0/1/0/17/0	Rent	14,850,000	-	850,000	14,000,000
	Sri Lanka Army	9188/222/0/1/0/19/0	Rent	(8,800,000)	800,000		(8,000,000)
	Sri Lanka Army	9188/222/0/1/0/20/0	Rent	10,875,000	-	875,000	10,000,000
	Sri Lanka Army	9188/222/0/1/0/22/0	Rent	1,023,750	-	23,750	1,000,000
	Sri Lanka Army	9188/222/0/2/0/3/0	Mobilization	244,306	-	244,306	-
	Sri Lanka Army	9188/222/0/2/0/4/0	Mobilization	779,400	-	779,400	-

NOTE - 22 - RENT AND WORK ADVANCE ACCOUNT - 2021

Head No.	Ministry/Department	Account No.	Type	Opening Balance	Additions	Settlements	Closing Balance
222	Sri Lanka Army	9188/222/0/2/0/5/0	Mobilization	714,888	-	714,888	-
225	Department of Police	9188/225/0/2/0/1/0	Mobilization	-	9,444,469	-	9,444,469
228	Courts Administration	9188/228/0/2/0/55/0	Mobilization	-	8,202,009	3,981,978	4,220,031
	Courts Administration	9188/228/0/2/0/56/0	Mobilization	-	4,135,000	1,434,444	2,700,556
	Courts Administration	9188/228/0/2/0/58/0	Mobilization	-	9,257,126	-	9,257,126
	Courts Administration	9188/228/0/2/0/50/0	Mobilization	-	30,000,000	-	30,000,000
	Courts Administration	9188/228/0/2/0/64/0	Mobilization	-	10,837,080	2,452,187	8,384,893
	Courts Administration	9188/228/0/2/0/1/0	Mobilization	7,635,583	-	1,131,594	6,503,989
	Courts Administration	9188/228/0/2/0/11/0	Mobilization	2,213,407	-	-	2,213,407
	Courts Administration	9188/228/0/2/0/13/0	Mobilization	1,654,708	-	-	1,654,708
	Courts Administration	9188/228/0/2/0/54/0	Mobilization	-	9,990,189	1,239,795	8,750,394
	Courts Administration	9188/228/0/2/0/52/0	Mobilization	-	9,309,559	657,441	8,652,118
	Courts Administration	9188/228/0/2/0/53/0	Mobilization	-	9,404,981	3,058,841	6,346,140
	Courts Administration	9188/228/0/2/0/61/0	Mobilization	-	6,315,171	-	6,315,171
	Courts Administration	9188/228/0/2/0/63/0	Mobilization	-	5,503,350	-	5,503,350
	Courts Administration	9188/228/0/2/0/62/0	Mobilization	-	8,862,025	-	8,862,025
	Courts Administration	9188/228/0/2/0/67/0	Mobilization	-	14,069,452	-	14,069,452
	Courts Administration	9188/228/0/2/0/65/0	Mobilization	-	42,597,983	-	42,597,983
	Courts Administration	9188/228/0/2/0/66/0	Mobilization	-	11,372,296	-	11,372,296
	Courts Administration	9188/228/0/2/0/68/0	Mobilization	-	11,372,296	-	11,372,296
	Courts Administration	9188/228/0/2/0/70/0	Mobilization	-	11,163,922	-	11,163,922
	Courts Administration	9188/228/0/2/0/69/0	Mobilization	-	9,922,870	-	9,922,870
	Courts Administration	9188/228/0/2/0/57/0	Mobilization	-	5,950,606	640,218	5,310,388
	Courts Administration	9188/228/0/2/0/59/0	Mobilization	-	6,767,565	-	6,767,565
	Courts Administration	9188/228/0/2/0/60/0	Mobilization	-	4,135,000	-	4,135,000
	Courts Administration	9188/228/0/2/0/51/0	Mobilization	-	92,440,650	-	92,440,650
Courts Administration	9188/228/0/2/0/15/0	Mobilization	23,970,167	-	19,743,451	4,226,716	
Courts Administration	9188/228/0/2/0/16/0	Mobilization	50,000,000	-	24,752,751	25,247,249	
Courts Administration	9188/228/0/2/0/18/0	Mobilization	(145,395)	2,993,189	2,847,794	-	
Courts Administration	9188/228/0/2/0/20/0	Mobilization	1,565,939	-	1,424,267	141,672	
Courts Administration	9188/228/0/2/0/21/0	Mobilization	20,879,278	-	6,820,179	14,059,099	
Courts Administration	9188/228/0/2/0/22/0	Mobilization	10,513,982	-	10,513,982	-	

NOTE - 22 - RENT AND WORK ADVANCE ACCOUNT - 2021

Head No.	Ministry/Department	Account No.	Type	Opening Balance	Additions	Settlements	Closing Balance
228	Courts Administration	9188/228/0/2/0/23/0	Mobilization	26,816,440	2,993,189	15,255,971	14,553,658
	Courts Administration	9188/228/0/2/0/24/0	Mobilization	30,000,000	-	-	30,000,000
	Courts Administration	9188/228/0/2/0/25/0	Mobilization	19,753,363	-	-	19,753,363
	Courts Administration	9188/228/0/2/0/26/0	Mobilization	48,919,200	-	-	48,919,200
	Courts Administration	9188/228/0/2/0/27/0	Mobilization	22,910,036	-	-	22,910,036
	Courts Administration	9188/228/0/2/0/28/0	Mobilization	42,421,114	-	6,312,359	36,108,755
	Courts Administration	9188/228/0/2/0/29/0	Mobilization	82,660,986	-	-	82,660,986
	Courts Administration	9188/228/0/2/0/30/0	Mobilization	12,095,935	-	-	12,095,935
	Courts Administration	9188/228/0/2/0/31/0	Mobilization	(1)	1	-	-
	Courts Administration	9188/228/0/2/0/32/0	Mobilization	25,000,000	-	-	25,000,000
	Courts Administration	9188/228/0/2/0/34/0	Mobilization	3,470,229	-	3,470,229	-
	Courts Administration	9188/228/0/2/0/35/0	Mobilization	2,500,841	-	2,500,841	-
	Courts Administration	9188/228/0/2/0/37/0	Mobilization	4,774,795	-	4,030,339	744,455
	Courts Administration	9188/228/0/2/0/38/0	Mobilization	21,262,769	-	2,042,955	19,219,814
	Courts Administration	9188/228/0/2/0/39/0	Mobilization	2,954,506	-	2,863,546	90,960
	Courts Administration	9188/228/0/2/0/40/0	Mobilization	24,620,718	-	9,737,961	14,882,757
	Courts Administration	9188/228/0/2/0/41/0	Mobilization	2,008,500	-	1,454,693	553,807
	Courts Administration	9188/228/0/2/0/42/0	Mobilization	2,577,337	-	1,579,020	998,317
	Courts Administration	9188/228/0/2/0/43/0	Mobilization	500,000	-	500,000	-
	Courts Administration	9188/228/0/2/0/44/0	Mobilization	432,807	-	432,807	-
	Courts Administration	9188/228/0/2/0/45/0	Mobilization	2,371,733	932,807	3,304,540	-
	Courts Administration	9188/228/0/2/0/46/0	Mobilization	1,905,727	-	-	1,905,727
	Courts Administration	9188/228/0/2/0/47/0	Mobilization	8,084,705	-	3,180,427	4,904,278
Courts Administration	9188/228/0/2/0/48/0	Mobilization	150,000,000	-	30,348,187	119,651,813	
Courts Administration	9188/228/0/2/0/49/0	Mobilization	7,913,330	-	4,444,280	3,469,050	
Courts Administration	9188/228/0/2/0/49/0	Mobilization	6,901,296	-	3,850,840	3,050,456	
247	Sri Lanka Customs	9188/247/0/1/0/1/0	Rent	780,000	-	-	780,000
256	District Secretariat, Gampaha	9188/256/0/2/0/3/0	Mobilization	30,273,501	-	30,273,501	-
	District Secretariat, Gampaha	9188/256/0/2/0/4/0	Mobilization	38,973,645	-	38,973,645	-
	District Secretariat, Gampaha	9188/256/0/2/0/5/0	Mobilization	298,797,943	-	117,037,107	181,760,836
	District Secretariat, Gampaha	9188/256/0/2/0/6/0	Mobilization	7,000,000	-	7,000,000	-
	District Secretariat, Gampaha	9188/256/0/2/0/7/0	Mobilization	23,630,706	-	8,355,292	15,275,415

NOTE - 22 - RENT AND WORK ADVANCE ACCOUNT - 2021

Head No.	Ministry/Department	Account No.	Type	Opening Balance	Additions	Settlements	Closing Balance
256	District Secretariat, Gampaha	9188/256/0/2/0/8/0	Mobilization	-	11,910,351	-	11,910,351
260	District Secretariat, Nuwara-Eliya	9188/260/0/2/0/3/0	Mobilization	-	619,008	619,008	-
261	District Secretariat, Galle	9188/261/0/2/0/10/0	Mobilization	62,907,171	-	-	62,907,171
	District Secretariat, Galle	9188/261/0/2/0/11/0	Mobilization	30,393,751	-	-	30,393,751
	District Secretariat, Galle	9188/261/0/2/0/12/0	Mobilization	106,648,467	-	-	106,648,467
	District Secretariat, Galle	9188/261/0/2/0/6/0	Mobilization	100,000,000	-	-	100,000,000
	District Secretariat, Galle	9188/261/0/2/0/7/0	Mobilization	30,000,000	-	-	30,000,000
	District Secretariat, Galle	9188/261/0/2/0/9/0	Mobilization	5,139,892	-	-	5,139,892
276	District Secretariat - Badulla	9188/276/0/2/0/7/0	Mobilization	5,913,253	-	5,235,264	677,989
290	Department of Fisheries and Aquatic Resources	9188/290/0/2/0/1/0	Mobilization	8,518,925	-	-	8,518,925
408	State Ministry of Rattan, Brass, Pottery Furniture and Rural Industrial Promotion	9188/408/0/1/0/1/0	Rent	15,398,840	-	-	15,398,840
411	State Ministry of Urban Development, Coast Conservation, Waste Disposal and Community Cleanliness	9188/411/0/2/0/1/0	Mobilization	75,741,367	-	75,741,367	-
	State Ministry of Urban Development, Coast Conservation, Waste Disposal and Community Cleanliness	9188/411/0/2/0/2/0	Mobilization	136,212,990	-	13,271,733	122,941,256
	State Ministry of Urban Development, Coast Conservation, Waste Disposal and Community Cleanliness	9188/411/0/2/0/3/0	Mobilization	50,000,000	-	-	50,000,000
Total				2,190,967,323	843,005,471	777,521,531	2,256,451,263

	2021 Rs.	2020 Rs.
NOTE - 23 - CONSOLIDATED FUND		
Opening Balance of the Consolidated Fund as at 1 st January	(636,307,917,452)	(437,631,022,813)
Add		
Receipts to the Consolidated Fund		
Total Cash flow from Operating Activities	1,485,479,793,128	1,415,376,473,613
Total Cash flow from Investing Activities	26,481,960,340	29,838,054,021
Total Cash flow from Financing Activities	3,043,148,148,877	2,861,143,096,972
Total Cash Receipts (a)	4,555,109,902,345	4,306,357,624,606
Less		
Total Payments of the Consolidated Fund		
Total Cash Disbursement for Operating Activities	2,757,505,695,954	2,712,697,602,580
Total Cash Disbursement for Investing Activities	789,636,210,652	811,772,950,114
Total Cash Disbursement for Financing Activities	1,342,552,941,085	1,051,238,330,492
Total Cash Payments (b)	4,889,694,847,691	4,575,708,883,186
Net Cash Flow (a) - (b)	(334,584,945,346)	(269,351,258,580)
Net Change in Deposit Accounts and Liabilities	(19,598,069,646)	70,674,363,941
Closing Balance of the Consolidated Fund as at 31st December	(990,490,932,444)	(636,307,917,452)
NOTE - 24 - FOREIGN LOAN REVOLVING FUNDS		
Reimbursable Foreign Aid Revolving Fund (8760)	2,512,164,731	2,476,572,607
IDA Revolving Fund (8814)	37,822,770,445	13,768,135,208
ADB Special Dolor Revolving Fund (8919)	3,529,991,278	32,157,209,572
CBSL Special Dollar Account (International Fund for Agr. Dev. Revolving Fund) (8974)	1,191,797,328	642,084,728
CBSL Revolving Fund (Yen) (9095)	2,312,951,750	3,035,867,648
Special Rupee Revolving Fund (9120)	-	(476,985)
Special Foreign Currency Revolving Fund (Euro Italy) (9121)	-	2,573,887,625
Special Rupee Revolving Fund (9122)	-	-
Special Foreign Currency Revolving Fund (9126)	1,415,898,108	1,581,759,303
Revolving Fund Account for Asian Infrastructures Investment Bank (9201)	67,217,451	4,382,080
	48,852,791,091	56,239,421,786
NOTE - 25 - MISCELLANEOUS FUNDS		
Public Service Provident Fund Account (8098)	(4,785,918)	(4,867,039)
Teachers' Widows & Orphans Pension Fund (8186)	2,430,798,164	2,049,189,335
	2,426,012,245	2,044,322,296
NOTE - 26 - NET ASSETS ADJUSTMENTS ACCOUNT		
Impact on Borrowings		
Capital Expenditure Investment- Appropriation Loan Account (8341)	(24,088,000,000)	(24,088,000,000)
Capital Investment Inland & Foreign Consolidated Loan Account (8342)	(3,779,702,051,390)	(3,576,768,529,863)
Treasury Bond Repayment Account (9103)	(6,937,927,735,500)	(5,689,503,985,500)
SL Development Bond Investment Account (9106)	(460,077,748,858)	(491,856,676,520)
Foreign Currency Banking Unit Investment Account (9108)	(139,301,491,000)	(227,418,004,000)
Treasury Bills Utilization Account (9109)	(2,270,711,562,156)	(1,621,375,290,000)
Lease Asset Investment Account (9183)	(478,415,689)	(731,947,865)
Foreign Currency Term Financing Facility (9191)	(445,520,567,580)	(279,612,300,000)
International Sovereign Bond Investment Account (9195)	(2,615,661,090,000)	(2,619,035,210,000)
Foreign Currency Banking Unit (Project) Investment Account (9197)	(20,247,148,867)	(19,347,619,413)
Suhurupaya Investment Account of Ministry of Defence (9199)	(5,120,276,421)	(5,689,196,024)
Treasury Bond Investment Account (Active Liability Management Act) (9203)	(30,000,000,000)	(30,000,000,000)
Retirement Gratuity Investment Account (9208)	(52,994,701,403)	(57,065,117,972)
Domestic Term Loan Facility Investment Account (9211)	(45,000,000,000)	(50,000,000,000)
	(16,826,830,788,865)	(14,692,491,877,157)

	2021	2020
	Rs.	Rs.
Impact on Acquisition of Financial & Non Financial Assets		
Government Corporations Capital Fund (8467)	556,278,998,278	518,166,035,712
Government Shares Account (8547)	204,498,407,100	151,481,645,201
On-lent Loan Investment Account (9117)	173,491,458,394	171,622,550,455
Property Plant & Equipment Reserve Fund Account (9165)	1,691,898,208,559	1,628,930,503,312
Work in Progress Reserve Fund Account (9166)	156,940,474,795	125,005,204,092
Lease Asset Reserve Fund Account (9182)	1,168,658,903	22,432,568,379
Rental & Work Advance Reserve (9189)	2,256,451,263	2,190,967,323
	2,786,532,657,291	2,619,829,474,474
Balance as at 31st December	(14,040,298,131,574)	(12,072,662,402,683)

Note: In accordance with Article No. 149 & 150 of the Constitution of the Democratic Socialist Republic of Sri Lanka, acquisition of financial & non-financial assets and domestic & foreign borrowings are accounted as payments and receipts to the consolidated fund.

Assets & liabilities corresponding to those receipts and payments are included in the Financial Position Report and its impact on net assets are adjusted through Net Asset Adjustment Account.

NOTE - 27 - BANK BALANCE

Treasury Authorized Imprest Account (7002)	4,277,980,931	3,339,253,119
Treasury Authorized Imprest Account- (RFA) (7003)	21,320,166	20,643,897
DST Cash Account (8020) Note - 27(I)	(821,576,593,794)	(481,135,265,917)
Crown Agent Current Account (8030)	42,329,765	38,372,439
Temporary Employed Balances of CBSL (8192)	(18,901,949,309)	(19,400,362,608)
Central Bank of Sri Lanka - IDA Special Dollar Accounts (8813)	20,019,713,552	12,456,065,939
ADB Loan SLCB Special Dollar Account (8918)	15,384,284,098	18,736,972,263
International Fund for Agriculture Development Special Dollar Account (8973)	1,085,976,249	1,125,133,392
Central Bank Special Yen Account (9094)	41,322,645	188,985,871
Special Foreign Currency French Development Agency Account (9125)	379,389,946	508,097,722
Central Bank Special Dollar Account for Asian Infrastructures Investment Bank (9200)	772,640,508	253,463,987
	(798,453,585,243)	(463,868,639,897)

NOTE - 27(I)

Sub Accounts of DST Accounts - (8020)

Bank of Ceylon - 0002026450	(494,982,952,726)	(264,222,911,396)
Peoples Bank - 014100130110432	(337,159,872,907)	(224,557,427,240)
Central Bank of Sri Lanka - 50516	182,917	140,995
Central Bank of Sri Lanka - 45013	1,484,824,288	-
Central Bank of Sri Lanka - 50549	1.17	1.17
Central Bank of Sri Lanka - 50550	2,160,562,470	2,578,846,590
Central Bank of Sri Lanka - 50551	84,142,350	0.01
Central Bank of Sri Lanka - 50552	-	1,480,416,092
Central Bank of Sri Lanka - 50556	1,440,890,450	-
Central Bank of Sri Lanka - 50557	263,530,096	-
Central Bank of Sri Lanka - 50558	15,190,432	-
Central Bank of Sri Lanka - 73138	4,489,576,621	-
Central Bank of Sri Lanka - 73139	55,296,115	-
Bank of Ceylon - 0007041570	571,216,724	571,216,724
Bank of Ceylon - 0007041571	819,374	819,374
Bank of Ceylon - 0007041573	-	-
Bank of Ceylon - 0007041579	-	3,013,632,944
	(821,576,593,794)	(481,135,265,917)

	2021	2020
	Rs.	Rs.
NOTE - 28 - ADVANCES FROM CENTRAL BANK OF SRI LANKA		
Advance from CBSL - Monetary Law Act (8176)	150,128,800,400	153,079,071,400
	150,128,800,400	153,079,071,400
NOTE - 29 - GOVERNMENT BORROWINGS		
Domestic		
Treasury Bills (8085)	2,270,711,562,156	1,621,375,290,000
Treasury Bonds (9093)	6,937,927,735,500	5,689,503,985,500
Rupee Loans (8249)	24,088,000,000	24,088,000,000
Sri Lanka Development Bonds (9105)	460,077,748,858	491,856,676,520
Local Loans in Foreign Currency (9107)	139,301,491,000	227,418,004,000
Foreign Currency Banking Units (Projects) (9196) Note 29(I)	20,247,148,867	19,347,619,413
Suhurupaya Loan Account of Ministry of Defence (9198)	5,120,276,421	5,689,196,024
Treasury Bond Account (Active Liability Management Act) (9202)	30,000,000,000	30,000,000,000
Retirement Gratuity Loan Account (9207)	52,994,701,403	57,065,117,972
Domestic Term Loan Facility (9210)	45,000,000,000	50,000,000,000
Lease Creditors (9181)	478,415,689	731,947,865
Total Borrowings - Domestic (a)	9,985,947,079,895	8,217,075,837,294
Foreign		
Foreign (Projects) (8343) Note 29(II)	3,779,702,051,391	3,576,768,529,864
Foreign Currency Term Financing Facility (9190) Note 29(III)	445,520,567,580	279,612,300,000
International Sovereign Bond (9194) Note 29(IV)	2,615,661,090,000	2,619,035,210,000
Total Foreign Borrowings (b)	6,840,883,708,971	6,475,416,039,864
Total Borrowings = (a)+(b)	16,826,830,788,866	14,692,491,877,158
NOTE - 30 - DEPOSITS		
Treasury General Deposit Account (6000)	82,323,142,224	78,263,281,053
Treasury Deposit Account for District Secretaries (6003)	(10,000,000)	(10,002,970)
	82,313,142,224	78,253,278,083
NOTE - 31- ACCOUNTS OPERATING WITH GOVERNMENT DEPARTMENTS		
General Manager - Railway Department (8003)	(1,000,515,781)	(1,000,515,781)
Director General of Customs (8005)	3,292,129	(1,121,266)
Cheques Return from Banks (8657)	(3,995,094)	(3,995,094)
Treasury Operations Department (9092)	309,808,730	310,479,000
Collection of GST (9098)	-	(37,953,565)
Non Operating Accounts (9100)	4,809,582,723	2,275,996,385
Agency Transaction in Postal Department (9184)	456,868,825	942,811,404
Value Added Control Account (9185)	195,044,111	185,316,868
Treasury Bond Premium Account (9186)	79,658,360,719	51,146,978,290
Treasury Bill Discount Account (9187)	(70,428,050,061)	(67,917,668,233)
Accrued Interest on Treasury Bond (9192)	14,767,541,757	11,446,802,869
Discount on Treasury Bill Issuance (9193)	(42,905,145,308)	(36,742,985,139)
	(14,137,207,250)	(39,395,854,262)
NOTE - 32 - SUNDRY ACCOUNTS		
Parity Variance Account on Crown Agent Account (8029)	112,162,211	109,673,446
Foreign Aid Expenditure Account (8301)	-	(80,558,007)
Stock Certificates received from Inland Revenue Commissioner as Capital Tax (8491)	-	(88,589)
Investment Account for National Housing Bonds (8859)	-	(1,284,200)
Public Service Mutual Guarantee Association (8013)	370,023	295,273
Fuel Price Stabilization Account (9209)	(26,673,196,758)	(26,673,196,758)
	(26,560,664,524)	(26,645,158,835)

Note - 29(I) FOREIGN CURRENCY BANKING UNIT LOAN (PROJECT) BALANCES (9196)

	Loan Key	Project Name	Loan Currency	Balance as at 01.01.2021		Accounted during the year		Repayments		Parity	Closing Balance as at 31.12.2021	
				Loan Currency Amount	Rs.	Loan Currency Amount	Rs.	Loan Currency Amount	Rs.		Loan Currency Amount	Rs.
1	2013013	Greater Rathnapura Water Supply Project Phase 1	USD	181,008	33,741,376	-	-	181,008	35,870,446	2,129,070	-	0
2	2013011	Construction of 210 Steel Bridges Project	USD	3,106,490	579,074,912	-	-	1,242,595	249,065,664	43,578,234	1,863,895	373,587,483
3	2013028	Upgrading of Peripheral Blood Bank -National Transfusion Service	USD	776,126	144,676,082	-	-	776,125	152,979,147	8,303,065	1	0
4	2013044	Implementation of Badulla, Haliela & Ella Integrated Water Supply Project	USD	1,683,637	313,843,623	-	-	1,683,629	337,466,506	23,622,883	8	0
5	2014014	Monaragala - Buttala Integrated Water Supply Scheme	LKR	997,368,042	997,368,042	-	-	117,337,417	117,337,417	-	880,030,625	880,030,625
6	2015035	Establishment of Clinical Waste Management Systems in the Needy Hospitals Project	LKR	267,681,514	267,681,514	-	-	28,177,002	28,177,002	-	239,504,513	239,504,513
7	2016002	Anamaduwuwa Integrated Water Supply Project	LKR	533,786,974	533,786,974	419,072,469	419,072,469	90,568,650	90,568,650	-	862,290,793	862,290,793
8	2016042	Southern Expressway Sec 02 Beliatta to Wetiya	LKR	4,547,766,078	4,547,766,078	1,708,674,302	1,708,674,302	580,112,800	580,112,800	-	5,676,327,579	5,676,327,579
9	2017044	Pilot Project on Establishment of a Ground Water Monitoring Network in 03 Selected Districts	LKR	603,425,195	603,425,195	-	-	48,274,016	48,274,016	-	555,151,180	555,151,180
10	2017045	Procuring of 09 no Diesel Multiple Units	USD	13,608,374	2,536,712,622	-	-	869,363	174,538,174	191,154,091	12,739,011	2,553,328,539
11	2011034	Kolonna - Balangoda Water Supply Project	EUR	5,206,671	1,194,524,280	-	-	924,464	213,952,263	(9,106,323)	4,282,207	971,465,695
12	2012005	Greater Dambulla Water supply Project I	USD	7,842,084	1,461,828,614	-	-	1,425,833	285,102,506	109,307,353	6,416,250	1,286,033,461
13	2012013	Development of Hambantota General Hospital	EUR	3,220,399	738,823,824	-	-	585,527	136,634,365	(4,439,762)	2,634,872	597,749,697
14	2015020	Kolonna - Balangoda Water Supply Project - Additional Financing	LKR	244,490,827	244,490,827	-	-	29,127,500	29,127,500	-	215,363,327	215,363,327
15	2012014	Development of Nuwara Eliya District General Hospital	EUR	2,704,958	620,571,373	-	-	491,810	114,765,325	(3,729,162)	2,213,148	502,076,886
16	2018034	Widening & Improvement of 64.31 Km roads & Reconstruction of 13 Bridges in the Central & Uva Province of SL	USD	11,235,189	2,094,331,426	-	-	-	91,819,167	249,399,501	11,235,189	2,251,911,760
17	2019031	Upgrading Health Facilities in selected Hospitals in Sri Lanka	LKR	2,241,006,300	2,241,006,300	-	-	-	-	-	2,241,006,300	2,241,006,300
18	2019037	Establishment of National and the Obstetrics Reference Center for the De Soysa Maternity National Hospital Project	EUR	845,464	193,966,351	3,744,664	824,945,590	-	-	22,409,087	4,590,128	1,041,321,028
		Total			19,347,619,413		2,952,692,361		2,685,790,944	632,628,037		20,247,148,867

NOTE 29(II) - STATEMENT OF FOREIGN LOAN BALANCES (8343)

	Loan Key	Name of the Project	Loan Currency	Balance as at 01.01.2021		Accounted during the Year		Repayments during the year		Parity Adjustment	Closing Balance as at 31.12.2021	
				Loan Currency Amount	Rs.	Loan Currency Amount	Rs.	Loan Currency Amount	Rs.	Rs.	Loan Currency Amount	Rs.
	AB Svensk Ex.Credit											
1	2007029	Ratmalana & Ja-Ela Wastewater Treatment Facilities Project (Sweden)	USD	46,233,465	8,618,296,892			11,550,682	2,318,184,987	651,489,909	34,682,783	6,951,601,814
	Asian Development Bank (ADB)											
2	1988002	1st Small & Medium Industries Project	XDR	3,013,199	808,977,977			430,400	123,036,081	38,598,088	2,582,799	724,539,984
3	1988063	2nd Development Financing Project	XDR	9,641,647	2,588,571,110			1,134,400	322,330,844	120,256,094	8,507,247	2,386,496,360
4	2010109	2nd DFCC Project	XDR	(3,230)	(867,077)			-	-	867,077	-	-
5	1991017	2nd Small & Medium Industries Project	XDR	8,223,422	2,207,808,606			783,200	223,889,077	103,249,378	7,440,222	2,087,168,907
6	1988008	2nd Technical Education Project	XDR	4,982,986	1,337,822,606			711,600	203,595,817	64,004,188	4,271,386	1,198,230,977
7	1991029	3rd Development Financing Project	XDR	14,228,685	3,820,090,183			1,293,400	367,743,457	176,325,255	12,935,285	3,628,671,981
8	1998005	3rd Water Supply & Sanitation Sector	XDR	37,852,659	10,162,610,091			2,226,600	633,004,666	464,398,467	35,626,059	9,994,003,892
9	2010019	ADB Funded Fiscal Management Efficiency Project	USD	25,341,761	4,723,912,071			833,574	165,084,497	353,441,450	24,508,187	4,912,269,024
10	1987001	Agricultural Inputs Programme	XDR	6,206,742	1,666,374,302			1,034,600	295,755,411	80,296,763	5,172,142	1,450,915,654
11	1989068	Agriculture Programme	XDR	24,337,524	6,534,092,095			2,704,200	773,698,435	308,296,606	21,633,324	6,068,690,266
12	1989067	Agriculture Rehabilitation Project	XDR	5,159,833	1,385,302,286			607,200	172,531,108	64,356,781	4,552,633	1,277,127,959
13	1983071	Aquaculture Development Project	XDR	1,588,952	426,598,795			635,800	181,826,671	22,610,916	953,152	267,383,040
14	2002007	Aquatic Resource & Quality Improvement	XDR	5,554,217	1,491,185,611			411,422	117,981,961	69,479,415	5,142,795	1,442,683,065
15	2003003	Aquatic Resource Dev. & Quality Improvement	JPK	336,813	608,991,661			39,010	69,956,149	(20,411,961)	297,803	518,623,551
16	2016038	Capital Market Development Programme	USD	109,375,000	20,388,396,877			10,416,667	2,088,458,332	1,534,656,250	98,958,333	19,834,594,795
17	2009006	Clean Energy and Access Improvement Project	USD	98,287,400	18,321,577,419			3,941,998	790,427,768	1,378,857,885	94,345,402	18,910,007,536
18	2009007	Clean Energy and Access Improvement Project	XDR	13,798,566	3,704,612,603			701,792	200,789,650	170,150,696	13,096,774	3,673,973,649
19	2013015	Clean Energy and Network Efficiency Improvement Project	USD	74,016,423	13,797,268,347	33,457	6,065,809	6,170,809	1,221,790,898	1,023,716,929	67,879,071	13,605,260,187
20	2013017	Clean Energy and Network Efficiency Improvement Project	XDR	17,324,144	4,651,153,104			721,840	204,730,918	210,940,635	16,602,304	4,657,362,821
21	1999002	Coastal Resource Management Project	XDR	12,173,351	3,268,278,117			1,106,670	314,651,812	150,855,458	11,066,681	3,104,481,763
22	2010116	Coconut Development Project	XDR	52,517	14,099,625			52,517	15,094,087	994,462	-	-
23	2001003	Colombo Fort Efficiency and Expansion Project	XDR	3,123,177	838,504,734			240,244	68,138,886	38,369,332	2,882,933	808,735,180
24	2007007	Colombo Port Expansion Project	USD	236,228,790	44,034,983,452			11,691,221	2,307,048,653	3,276,983,255	224,537,569	45,004,918,054
25	2010118	Community Forestry Project	XDR	342,500	91,953,698			342,500	98,104,775	6,151,077	-	-
26	2004004	Conflict Affected Areas Rehabilitation Project	XDR	29,119,061	7,817,830,278			677,200	187,398,294	348,224,029	28,441,861	7,978,656,013

NOTE 29(II) - STATEMENT OF FOREIGN LOAN BALANCES (8343)

	Loan Key	Name of the Project	Loan Currency	Balance as at 01.01.2021		Accounted during the Year		Repayments during the year		Parity Adjustment	Closing Balance as at 31.12.2021	
				Loan Currency Amount	Rs.	Loan Currency Amount	Rs.	Loan Currency Amount	Rs.	Rs.	Loan Currency Amount	Rs.
27	2004012	Conflict Affected Areas Rehabilitation Project	USD	22,006,116	4,102,120,387			678,226	131,303,070	304,012,558	21,327,890	4,274,829,875
28	2010021	Conflict Affected Region Emergency Project	USD	133,173,906	24,824,708,037			2,018,806	404,900,658	1,868,107,651	131,155,100	26,287,915,030
29	1985004	Development Financing Project	XDR	3,698,465	992,956,821			740,000	211,539,730	48,506,562	2,958,465	829,923,653
30	2003005	Distance Education Modernization Project	XDR	14,420,175	3,871,501,186			994,496	282,727,301	177,466,059	13,425,679	3,766,239,944
31	2009008	Dry zone Urban Water and Sanitation Project	XDR	25,360,997	6,808,872,188			1,268,050	362,801,683	312,605,756	24,092,947	6,758,676,261
32	2013021	Dry Zone Urban Water and Sanitation Project (ADF)	XDR	25,844,557	6,938,697,620			1,076,856	308,806,000	318,070,244	24,767,701	6,947,961,864
33	2009018	Eastern & North Central Provincial Road Project	XDR	36,791,970	9,877,838,328			1,751,998	497,816,466	449,569,920	35,039,972	9,829,591,782
34	2007031	Education for Knowledge Society Project	XDR	32,721,801	8,785,086,856			1,722,200	492,738,497	403,817,702	30,999,601	8,696,166,061
35	2013034	Education Sector Development Programme (OCR)	USD	79,296,458	14,781,509,913			4,286,295	859,596,325	1,112,658,316	75,010,163	15,034,571,904
36	2013035	Education Sector Development Programme (ADF)	XDR	52,437,875	14,078,421,048			2,996,450	851,343,780	642,483,424	49,441,425	13,869,560,692
37	1996028	Emergency Rehabilitation Petroleum Facilities	XDR	10,534,129	2,828,183,052			702,400	199,564,107	129,427,934	9,831,729	2,758,046,879
38	1988003	Emergency Road Restoration Project	XDR	1,645,668	441,825,807			253,400	71,995,364	20,735,666	1,392,268	390,566,109
39	1988013	Emergency Schools Restoration Project	XDR	3,213,114	862,650,672			428,600	121,783,323	40,258,646	2,784,514	781,125,995
40	1993041	Financial Management Training Project	XDR	4,227,363	1,134,954,255			325,200	89,679,200	49,379,473	3,902,163	1,094,654,528
41	1990051	Financial Sector Programme	XDR	24,416,525	6,555,302,308			2,441,800	698,623,194	307,782,884	21,974,725	6,164,461,998
42	1993002	Fisheries Sector Project	XDR	8,543,034	2,293,617,443			712,000	202,415,935	105,599,991	7,831,034	2,196,801,499
43	2000032	Forest Resources Management Sector Project	XDR	8,058,396	2,163,502,871			700,732	199,090,199	99,596,782	7,357,664	2,064,009,454
44	1994026	Fourth Development Financing Project	XDR	27,940,879	7,501,514,179			2,069,800	572,765,785	328,738,705	25,871,079	7,257,487,099
45	2009029	Greater Colombo Wastewater Management Project (ADF)	XDR	10,840,741	2,900,564,398	323,143	91,201,341	531,666	151,068,715	141,906,992	10,632,218	2,982,604,016
46	2009028	Greater Colombo Wastewater Management Project (OCR)	USD	61,013,656	11,373,555,574	4,065,373	802,623,845	2,190,826	432,415,466	861,157,764	62,888,203	12,604,921,717
47	2016033	Greater Colombo Water and Wastewater Management Improvement Investment Programme-	XDR	321,397	86,288,618	403,598	115,143,695	179,547	51,370,512	2,949,907	545,447	153,011,708
48	2016034	Greater Colombo Water and Waste Water Management Imp. Inv. Programme-3 (OCR)	USD	18,352,150	3,421,024,205	22,558,032	4,545,623,309	1,253,705	251,672,782	233,523,516	39,656,476	7,948,498,247
49	2013042	Greater Colombo Water Wastewater Management Improvement Project 1	USD	59,083,024	11,013,560,184	4,060,803	767,931,119	3,492,369	698,255,506	872,932,618	59,651,458	11,956,168,415

NOTE 29(II) - STATEMENT OF FOREIGN LOAN BALANCES (8343)

	Loan Key	Name of the Project	Loan Currency	Balance as at 01.01.2021		Accounted during the Year		Repayments during the year		Parity Adjustment	Closing Balance as at 31.12.2021	
				Loan Currency Amount	Rs.	Loan Currency Amount	Rs.	Loan Currency Amount	Rs.	Rs.	Loan Currency Amount	Rs.
50	2013043	Greater Colombo Water Wastewater Management Improvement Project 1	XDR	6,794,152	1,824,059,993	2,264,569	638,721,630	382,666	109,390,625	80,460,599	8,676,056	2,433,851,598
51	2014029	Greater Colombo Water & Waste Water Management Pro-2	USD	35,898,177	6,691,714,420	16,783,543	3,359,432,919	2,276,343	455,137,888	506,931,622	50,405,376	10,102,941,072
52	2014030	Greater Colombo Water & Waste Water Management Pro-2	XDR	2,233,546	599,658,256	1,159,652	327,784,926	592,437	169,358,857	27,599,485	2,800,761	785,683,810
53	2014036	Green Power Development & Energy Efficiency Improvement Programme	XDR	6,553,914	1,759,594,941	408,140	106,108,647	938,400	266,615,829	90,698,635	6,023,655	1,689,786,393
54	2014037	Green Power Development & Energy Efficiency Improvement Programme	USD	20,494,422	3,820,365,296	2,390,044	440,510,389	1,963,391	393,845,143	326,260,104	20,921,075	4,193,290,647
55	2010119	Health & Population Project	XDR	403,443	108,315,720			269,400	77,043,261	6,329,967	134,043	37,602,426
56	2018045	Health System Enhancement Project	USD	13,849,094	2,581,584,602	6,701,478	1,340,560,458	-	-	196,884,070	20,550,571	4,119,029,130
57	2021029	Health System Enhancement Project - Additional Financing	USD			12,059,376	2,434,462,405	-	-	(17,355,854)	12,059,376	2,417,106,551
58	2014041	Integrated Road Investment Programme	XDR	54,288,724	14,575,333,337	7,239,926	2,051,171,118	3,238,350	896,132,997	621,520,554	58,290,299	16,351,892,012
59	2017040	Integrated Road Investment Programme - Tranche - 4	USD	64,201,337	11,967,655,597	34,338,319	6,895,597,297	-	-	887,424,711	98,539,656	19,750,677,605
60	2015009	Integrated Road Investment Programme-Tranch 2(ADF)	XDR	5,835,850	1,566,797,813			307,150	84,996,139	69,137,340	5,528,700	1,550,939,014
61	2015010	Integrated Road Investment Programme-Tranch 2(OCR)	USD	92,795,255	17,297,796,455	564,959	111,274,678	4,654,195	900,447,109	1,271,060,433	88,706,018	17,779,684,457
62	2015036	Integrated Road Investment Programme-Tranch 3	USD	156,446,655	29,162,939,265	18,553,345	3,554,165,252	7,751,485	1,501,820,691	2,306,971,636	167,248,515	33,522,255,462
63	2015037	Integrated Road Investment Programme-Tranch 3	XDR	17,710,000	4,754,747,151			885,500	245,040,151	209,987,545	16,824,500	4,719,694,545
64	2017038	Jaffna & Kilinochchi Water Supply Project Additional Financing	USD	2,174,772	405,395,326	7,225,870	1,438,828,119	-	-	39,983,018	9,400,642	1,884,206,463
65	2017039	Jaffna & Kilinochchi Water Supply Project Additional Financing	USD	403,058	75,133,290	6,819,203	1,366,290,396	-	-	6,161,581	7,222,261	1,447,585,267
66	2011002	Jaffna & Kilinochchi Water Supply & Sanitation Project ADF	XDR	36,878,649	9,901,109,689	2,593,985	731,631,284	1,845,250	527,944,324	450,629,052	37,627,384	10,555,425,701
67	2011001	Jaffna & Kilinochchi Water Supply & Sanitation Project OCR	USD	5,448,039	1,015,559,149	794,723	159,652,369	175,209	35,138,295	76,069,632	6,067,553	1,216,142,855
68	1986020	Kirindiya Irrigation & Settlement Project	XDR	2,991,878	803,253,756			498,800	142,589,213	38,706,449	2,493,078	699,370,992
69	2010117	Kirindiya Irrigation & Settlement Project	XDR	780,291	209,491,172			392,451	111,562,691	10,870,379	387,840	108,798,860
70	1987003	Land Use Planning Project	XDR	1,441,663	387,054,930			240,200	68,126,407	18,111,992	1,201,463	337,040,515
71	2010121	Livestock Development Project	XDR	985,845	264,677,793			495,481	140,851,232	13,732,873	490,364	137,559,434
72	2006001	Local Government Infrastructure Improvement Project	XDR	18,200,210	4,886,357,851			1,070,602	306,309,850	225,237,049	17,129,608	4,805,285,050
73	2011028	Local Government Enhancement Sector Project	XDR	33,982,147	9,123,462,419			1,510,318	432,116,957	417,817,781	32,471,829	9,109,163,243

NOTE 29(II) - STATEMENT OF FOREIGN LOAN BALANCES (8343)

	Loan Key	Name of the Project	Loan Currency	Balance as at 01.01.2021		Accounted during the Year		Repayments during the year		Parity Adjustment	Closing Balance as at 31.12.2021	
				Loan Currency Amount	Rs.	Loan Currency Amount	Rs.	Loan Currency Amount	Rs.	Rs.	Loan Currency Amount	Rs.
74	2016036	Local Government Enhancement Sector Project (ADF)	USD	32,945,848	6,141,435,490	13,543,242	2,664,605,473	1,500,000	302,121,750	513,415,074	44,989,090	9,017,334,287
75	1991034	Low-Income Housing Development Project	XDR	5,805,851	1,558,743,856			553,000	153,029,027	67,841,734	5,252,851	1,473,556,563
76	2018018	Mahaweli Water Security Investment Programme - Tranche 2	USD	909,127	169,468,802	56,962,131	11,238,660,936	-	-	191,226,574	57,871,259	11,599,356,312
77	2018019	Mahaweli Water Security Investment Programme - Tranche 2	USD	16,792,839	3,130,322,900	8,469,115	1,673,046,980	-	-	259,979,596	25,261,954	5,063,349,476
78	2015024	Mahaweli Water Security Investment Programme-Tranch 1	XDR	28,807,100	7,734,075,507	10,081,557	2,815,417,581	2,679,400	761,264,336	369,376,840	36,209,258	10,157,605,592
79	2015025	Mahaweli Water Security Investment Programme-Tranch 1	USD	27,065,092	5,045,155,193	11,444,924	2,219,342,949	1,746,420	350,345,321	454,514,537	36,763,597	7,368,667,358
80	2004011	Modernization of Revenue Administration	USD	7,987,837	1,488,998,235			581,701	116,740,018	112,181,634	7,406,136	1,484,439,851
81	2010114	National Development Bank of Sri Lanka	XDR	229,039	61,492,087			229,039	60,855,277	(636,810)	-	-
82	2006003	National Highways Sector Project AF	USD	110,040,692	20,512,487,526			6,833,979	1,370,311,816	1,543,938,247	103,206,713	20,686,113,957
83	2011035	National Highways Sector Project AF OCR	USD	72,651,596	13,542,853,165			1,977,929	390,314,598	1,012,853,062	70,673,667	14,165,391,629
84	1996059	NCP Rural Development Project	XDR	7,461,646	2,003,288,458			481,400	136,774,147	91,619,809	6,980,246	1,958,134,120
85	2010020	N-E Community Restoration & Dev. Project II Supplementary	XDR	7,537,442	2,023,638,128			152,200	43,269,250	91,376,894	7,385,242	2,071,745,772
86	2004005	North East Coastal Community Div. Project	XDR	7,987,386	2,144,438,223			532,492	147,353,947	94,200,615	7,454,894	2,091,284,891
87	2001004	North East Community Restoration & Dev. Project	XDR	9,513,250	2,554,099,346			731,788	207,552,403	116,873,627	8,781,462	2,463,420,570
88	2004007	North East Community Restoration & Development Project	XDR	5,017,477	1,347,082,702			115,400	31,934,087	60,007,036	4,902,077	1,375,155,651
89	2005002	North East Community Restoration & Development Project II	XDR	14,575,383	3,913,171,049			327,600	93,144,236	176,833,848	14,247,783	3,996,860,661
90	2010026	Northern Road Connectivity Project (ADF)	XDR	13,686,941	3,674,643,866			636,602	182,138,145	168,441,881	13,050,339	3,660,947,602
91	2012029	Northern Road Connectivity Project (ADF)	XDR	43,374,627	11,645,137,601	288,451	77,409,966	1,883,958	534,335,100	531,879,513	41,779,120	11,720,091,979
92	2012030	Northern Road Connectivity Project (ADF)	USD	24,773,448	4,617,973,829	499,512	93,151,694	1,405,148	278,212,566	351,003,410	23,867,813	4,783,916,367
93	2010025	Northern Road Connectivity Project (OCR)	USD	112,814,819	21,029,607,267			3,710,852	744,079,582	1,582,594,986	109,103,967	21,868,122,671
94	1992029	N-W Province Water Resources Development Project	XDR	5,819,155	1,562,315,662			484,800	134,156,369	68,261,160	5,334,355	1,496,420,453
95	1992039	Participatory Forestry Project	XDR	2,860,870	768,080,808			220,000	62,551,075	35,300,485	2,640,870	740,830,218
96	1988062	Perennial Crops Development Project	XDR	3,277,096	879,828,629			437,000	123,943,549	40,833,261	2,840,096	796,718,341
97	2002008	Plantation Development Project	XDR	3,309,243	888,459,370			245,128	69,645,146	40,747,044	3,064,115	859,561,268
98	2002009	Plantation Development Project	JPK	205,466	371,502,467			133,425	240,033,664	(6,009,988)	72,041	125,458,815

NOTE 29(II) - STATEMENT OF FOREIGN LOAN BALANCES (8343)

	Loan Key	Name of the Project	Loan Currency	Balance as at 01.01.2021		Accounted during the Year		Repayments during the year		Parity Adjustment	Closing Balance as at 31.12.2021	
				Loan Currency Amount	Rs.	Loan Currency Amount	Rs.	Loan Currency Amount	Rs.	Rs.	Loan Currency Amount	Rs.
99	1996001	Plantation Reform Project	XDR	22,361,686	6,003,622,855			1,542,200	438,165,955	274,931,372	20,819,486	5,840,388,272
100	1985001	Plantation Sector Project	XDR	6,666,622	1,789,842,127			1,666,400	476,773,563	89,619,337	5,000,222	1,402,687,901
101	2002006	Power Sector Development Project	XDR	31,270,541	8,395,455,428			2,233,610	634,662,728	384,795,267	29,036,931	8,145,587,967
102	1990025	Power System Expansion (Sector Loan) Project	XDR	20,077,703	5,390,423,422			2,113,600	582,859,649	231,817,879	17,964,103	5,039,381,652
103	2001001	Private Sector Development Sub Programme 1	XDR	16,590,461	4,454,175,442			4,147,616	1,186,674,066	223,028,956	12,442,845	3,490,530,332
104	2017010	Project Design Advance for Northern Province Sustainable Fisheries Development Project	USD	784,181	146,177,791			174,262	34,938,137	11,008,753	609,919	122,248,407
105	2000055	Protected Area Mgt. & Wildlife Conserve. Project	XDR	3,963,684	1,064,162,384			344,668	98,050,488	49,112,965	3,619,016	1,015,224,861
106	2019040	Railway Efficiency Improvement Project	USD	2,146,610	400,145,643	14,304,234	2,858,697,734	-	-	38,461,677	16,450,843	3,297,305,054
107	2021028	Responsive COVID-19 Vaccines for Recovery Project - Project Investment Component	USD	-	-	-	-	-	-	-	-	-
108	2021027	Responsive COVID-19 Vaccines for Recovery Project - Rapid Response Component	USD			18,000,000	3,600,000,000	-	-	7,808,400	18,000,000	3,607,808,400
109	1999004	Road Network Improvement Project	XDR	45,861,811	12,312,891,904			2,547,800	724,398,317	562,173,705	43,314,011	12,150,667,292
110	2003001	Road Sector Development	XDR	23,524,270	6,315,751,265			1,680,304	476,574,001	288,603,432	21,843,966	6,127,780,696
111	2018037	Rooftop Solar Power Generation Project	USD	29,691,210	5,534,684,930	20,308,790	4,099,542,192	-	-	387,462,878	50,000,000	10,021,690,000
112	2004002	Rural Finance Sector Development Programme	USD	5,288,328	985,787,765			458,071	88,683,974	71,043,122	4,830,257	968,146,914
113	2004003	Rural Finance Sector Development Programme	XDR	2,308,106	619,675,822			207,223	41,526,489	11,200,999	2,100,883	589,350,332
114	2019030	Science & Technology Human Resource Development Project	USD	5,668,504	1,056,655,603	3,420,141	682,151,578	-	-	82,864,365	9,088,644	1,821,671,546
115	2019029	Science & Technology Human Resource Development Project	USD	7,406,943	1,380,714,912	23,868,685	4,720,543,670	-	-	167,434,397	31,275,628	6,268,692,979
116	1998019	Science & Technology Personals Development Project	XDR	9,123,577	2,449,480,639			553,000	157,316,376	112,097,729	8,570,577	2,404,261,992
117	1991055	Second Agriculture Programme	XDR	8,445,168	2,267,342,788			767,800	212,469,596	98,821,369	7,677,368	2,153,694,561
118	2010115	Second Fisheries Development Project	XDR	35,193	9,448,605			35,193	10,115,025	666,420	-	(0)
119	1992040	Second Health & Population Project	XDR	7,141,821	1,917,422,503			621,000	176,436,947	88,268,376	6,520,821	1,829,253,932
120	2017036	Second Integrated Road Investment Programme Tranche 1	USD	59,845,782	11,155,744,541	14,456	2,884,981	-	-	839,385,498	59,860,238	11,998,015,020
121	2017037	Second Integrated Road Investment Programme Tranche 1	USD	89,940,638	16,765,672,390	59,362	11,084,530	-	-	1,262,285,080	90,000,000	18,039,042,000
122	2019048	Second Integrated Road Investment Programme Tranche 2	USD	61,789,532	11,518,075,400	88,210,468	17,066,335,737	-	-	1,480,658,863	150,000,000	30,065,070,000

NOTE 29(II) - STATEMENT OF FOREIGN LOAN BALANCES (8343)

	Loan Key	Name of the Project	Loan Currency	Balance as at 01.01.2021		Accounted during the Year		Repayments during the year		Parity Adjustment	Closing Balance as at 31.12.2021	
				Loan Currency Amount	Rs.	Loan Currency Amount	Rs.	Loan Currency Amount	Rs.	Rs.	Loan Currency Amount	Rs.
123	2021009	Second Integrated Road Investment Programme	USD			122,601,609	24,899,663,997	-	-	(326,157,581)	122,601,609	24,573,506,416
124	1998018	Second Perennial Crops Development Project	XDR	8,735,758	2,345,359,753			514,000	142,236,744	103,286,521	8,221,758	2,306,409,530
125	1996002	Second Power System Expansion Project	XDR	31,857,493	8,553,039,229			2,123,800	603,408,674	391,416,686	29,733,693	8,341,047,241
126	1988005	Second Road Improvement Project	XDR	7,274,557	1,953,059,141			1,119,000	317,927,445	91,656,442	6,155,557	1,726,788,138
127	1990046	Second Telecommunication Project	XDR	7,917,649	2,125,715,365			833,600	238,501,227	100,039,421	7,084,049	1,987,253,559
128	1993029	Second Water Supply & Sanitation Project	XDR	14,152,990	3,799,767,873			1,132,400	321,932,311	174,766,758	13,020,590	3,652,602,320
129	1993030	Secondary Education Development Project	XDR	11,543,611	3,099,206,700			888,000	244,880,473	134,840,063	10,655,611	2,989,166,290
130	2004008	Secondary Education Modernization II	XDR	14,964,427	4,017,620,851			965,446	274,648,220	184,092,832	13,998,981	3,927,065,463
131	2000044	Secondary Education Modernization Project	XDR	18,123,515	4,865,766,902			1,575,958	448,325,500	224,563,711	16,547,557	4,642,005,113
132	2020018	Secondary Education Sector Improvement Programme	USD	120,000,000	22,368,984,000	52,260,000	10,521,490,122	-	-	1,636,252,266	172,260,000	34,526,726,388
133	2011016	Secondary Towns & Rural Com/Based Water Supply Add (XDR)	XDR	6,155,738	1,652,677,805			273,588	78,276,239	75,689,112	5,882,150	1,650,090,678
134	2011015	Secondary Towns & Rural Com/Based Water Supply Add.	USD	3,472,188	647,244,405			100,592	20,170,193	48,707,645	3,371,596	675,781,857
135	2003004	Secondary Towns & Rural Community Water /Sanitation	XDR	26,612,842	7,144,965,156			1,900,916	543,870,918	331,221,170	24,711,926	6,932,315,408
136	2007012	Secondary Towns & Rural Community Water /Sanitation (OCR)	USD	9,302,010	1,733,970,892			494,814	99,217,348	130,506,254	8,807,196	1,765,259,798
137	2006004	Secondary Towns & Rural Community Water /Sanitation Supp.1	XDR	23,610,752	6,338,969,837			1,311,708	375,292,664	291,764,376	22,299,044	6,255,441,549
138	1985002	Secondary Towns Power Distribution Project	XDR	2,133,852	572,892,399			533,600	152,668,252	28,686,699	1,600,252	448,910,846
139	1988004	Secondary Towns Power Distribution Project ii	XDR	7,701,218	2,067,608,301			1,100,000	314,720,908	98,919,868	6,601,218	1,851,807,261
140	2018020	Skill Sector Enhancement Programme A/F	USD	39,430,000	7,350,075,326	13,800,000	2,770,552,440	-	-	548,463,408	53,230,000	10,669,091,174
141	2018021	Skill Sector Enhancement Programme A/F	USD	26,290,000	4,900,789,874	9,200,000	1,847,034,960	-	-	365,570,728	35,490,000	7,113,395,562
142	1999045	Skills Development Project	XDR	5,959,866	1,600,093,438			541,804	154,047,375	73,856,257	5,418,062	1,519,902,320
143	2014006	Skills Sector Enhancement Programme - Results Based Lending	XDR	29,340,000	7,877,147,454			1,630,000	464,487,072	360,690,139	27,710,000	7,773,350,521
144	2014005	Skills Sector Enhancement Programme - Results Based Lending	USD	45,238,096	8,432,751,905			2,380,952	477,361,905	634,630,000	42,857,144	8,590,020,000
145	2002002	Small & Medium Enterpr. Sector Dev. Programme	XDR	4,801,346	1,289,056,176			960,268	274,742,199	63,204,734	3,841,078	1,077,518,711

NOTE 29(II) - STATEMENT OF FOREIGN LOAN BALANCES (8343)

	Loan Key	Name of the Project	Loan Currency	Balance as at 01.01.2021		Accounted during the Year		Repayments during the year		Parity Adjustment	Closing Balance as at 31.12.2021	
				Loan Currency Amount	Rs.	Loan Currency Amount	Rs.	Loan Currency Amount	Rs.	Rs.	Loan Currency Amount	Rs.
146	2020017	Small and Medium Sized Enterprises Line of Credit Project	USD			120,500,000	22,702,220,700	-	-	1,450,052,200	120,500,000	24,152,272,900
147	2016014	Small and Medium-Sized Enterprises Line of Credit	USD	100,000,000	18,640,820,000			-	-	1,402,560,000	100,000,000	20,043,380,000
148	2018005	Small and Medium-Sized Enterprises Line of Credit - Additional Financing	USD	75,000,000	13,980,615,000			-	-	1,051,920,000	75,000,000	15,032,535,000
149	1989011	Smallholder Tea Development Project	XDR	3,910,066	1,049,767,002			489,000	138,691,980	48,619,767	3,421,066	959,694,789
150	2007030	SME Regional Development Project	XDR	20,596,053	5,529,589,300			1,084,004	310,144,294	254,174,619	19,512,049	5,473,619,625
151	2002003	SME- Business Service Facility Project	XDR	609,178	163,550,944			46,860	13,407,110	7,600,471	562,318	157,744,305
152	2019012	South Asia Sub regional Economic Cooperation Port Access Elevated Highway Project (SASEC)	USD	32,230,275	6,007,987,571	23,567,647	4,719,585,974	-	-	456,215,951	55,797,922	11,183,789,496
153	1991056	Southern Province Rural Development Project	XDR	12,493,529	3,354,238,829			1,189,800	338,042,961	154,783,736	11,303,729	3,170,979,604
154	2002001	Southern Province Rural Economic Adva. Project	XDR	10,121,271	2,717,339,895			778,558	220,817,485	124,343,451	9,342,713	2,620,865,861
155	1998006	Southern Provincial Road Improvement Project	XDR	14,326,077	3,846,238,009			842,800	239,601,336	175,761,035	13,483,277	3,782,397,708
156	2014017	Southern Road Connectivity Project	USD	48,442,124	9,030,009,059	8,875,207	1,756,451,312	2,851,737	571,855,397	702,140,877	54,465,594	10,916,745,852
157	2014018	Southern Road Connectivity Project	XDR	2,857,114	767,072,562			163,200	46,505,700	35,143,657	2,693,914	755,710,519
158	1999057	Southern Transport Development Project	XDR	29,521,708	7,925,931,981			2,683,790	761,186,392	363,963,946	26,837,918	7,528,709,535
159	2008003	Southern Transport Development Project -Supplementary	USD	72,508,601	13,516,197,937			3,340,133	669,745,166	1,017,246,193	69,168,468	13,863,698,964
160	1983006	Special Assistance to selected Projects	XDR	1,630,057	437,634,523			651,600	186,345,167	23,192,388	978,457	274,481,744
161	1991061	Special Operation -Merchant Bank	XDR	252,657	67,832,995			26,800	7,664,290	3,189,852	225,857	63,358,557
162	2004010	Strengthening of the Fiscal Management Institutions Project	XDR	3,101,955	832,806,853			193,872	55,152,335	38,135,619	2,908,083	815,790,137
163	2011013	Sustainable Power Sector Support Project ADF	XDR	5,154,509	1,383,872,863			234,296	67,034,409	63,404,908	4,920,213	1,380,243,362
164	2011012	Sustainable Power Sector Support Project OCR	USD	76,995,547	14,352,601,231			2,375,731	476,368,505	1,080,100,458	74,619,816	14,956,333,184
165	2004013	TA for Financial Markets Programme for Private Sector Development	XDR	197,895	53,130,460			12,368	3,422,539	2,337,060	185,527	52,044,981
166	2004006	TA Loan - Road Project Preparatory Facility	XDR	6,247,228	1,677,244,011			416,482	119,057,420	77,484,126	5,830,746	1,635,670,717
167	1999005	Tea Development Project	XDR	16,798,267	4,509,966,853			960,000	274,541,684	207,606,313	15,838,267	4,443,031,482
168	2016035	Technical Assistance Loan Agreement	XDR	7,100,601	1,906,369,284	1,957,408	544,456,568	-	-	90,172,944	9,058,009	2,540,998,796
169	2019007	Technical Assistance Loan Agreement	USD	2,198,336	409,791,836	856,870	168,250,871	-	-	34,323,767	3,055,206	612,366,474
170	2006002	Technical Education Development	XDR	9,167,137	2,461,175,605			539,242	154,282,484	113,448,071	8,627,895	2,420,341,192
171	2010120	Technical Education Project	XDR	829,208	222,624,123			552,800	158,524,405	13,439,664	276,408	77,539,382
172	1995006	Third Road Improvement Project	XDR	20,118,529	5,401,384,360			1,437,200	397,709,433	236,906,674	18,681,329	5,240,581,601
173	1985003	Trunk Roads Improvement Project	XDR	4,029,685	1,081,882,264			805,800	228,543,961	51,042,454	3,223,885	904,380,757

NOTE 29(II) - STATEMENT OF FOREIGN LOAN BALANCES (8343)

	Loan Key	Name of the Project	Loan Currency	Balance as at 01.01.2021		Accounted during the Year		Repayments during the year		Parity Adjustment	Closing Balance as at 31.12.2021	
				Loan Currency Amount	Rs.	Loan Currency Amount	Rs.	Loan Currency Amount	Rs.		Rs.	Loan Currency Amount
174	2005001	Tsunami-Affected Areas Rebuilding Project	XDR	3,819,965	1,025,577,061			85,800	24,394,918	46,344,988	3,734,165	1,047,527,131
175	1998004	Upper Watershed Management Project	XDR	5,250,855	1,409,739,579			318,200	90,461,729	64,455,693	4,932,655	1,383,733,543
176	1998059	Urban Development & Low-Income Housing Sector	XDR	32,633,967	8,761,504,192			1,864,798	530,494,146	400,514,165	30,769,169	8,631,524,211
177	1993003	Urban Development Sector Project	XDR	8,991,929	2,414,135,976			749,200	213,130,973	111,287,335	8,242,729	2,312,292,338
178	2010107	Urea Fertilizer (Supplementary) Project	XDR	871	233,844			-	-	(233,844)	-	-
179	1984018	Walawe Irrigation Improvement Project	XDR	1,643,782	441,319,366			469,600	134,357,217	22,425,369	1,174,182	329,387,518
180	2000045	Water Resources Management Project	XDR	615,049	165,127,208			53,484	15,195,738	7,601,629	561,565	157,533,099
181	1987002	Water Supply Sector Project	XDR	5,944,177	1,595,881,347			990,800	281,014,342	74,679,573	4,953,377	1,389,546,578
		Agence Francaise De Development										
182	2015021	Construction of Four Grid Substations Maliboda, Nawalapitiya, Wewalwatta and Ragala	EUR	22,637,302	5,193,449,834	407,445	83,712,714	1,541,305	364,658,972	(34,211,250)	21,503,442	4,878,292,326
183	2007040	Construction Sector Support Project (for Post Tsunami Reconstruction)	EUR	6,000,000	1,376,531,400			1,000,000	232,784,900	(9,441,500)	5,000,000	1,134,305,000
184	2015023	Green Power Development & Energy Efficiency Improvement Investment Programme	EUR	19,205,287	4,406,113,401			1,375,019	325,317,149	(35,803,855)	17,830,268	4,044,992,397
185	2014027	Implementation of Ambatale Water Supply System Improvement & Energy Saving Project	USD	16,861,861	3,143,219,434	11,282,930	2,240,741,427	-	-	257,206,440	28,144,790	5,641,167,302
186	2016039	Implementation of Anuradhapura Integrated Urban Development Project	EUR	1,242,149	284,973,801	2,361,564	539,678,085	-	-	(7,109,949)	3,603,713	817,541,937
187	2016021	Implementation of Sanitation Hygiene Initiative for Towns Project - Phase 1	EUR	2,050,417	470,410,651	817,642	182,829,997	-	-	(2,589,843)	2,868,059	650,650,805
188	2008030	Trincomalee Integrated Infrastructure Project	EUR	10,178,374	2,335,142,269			1,454,054	341,394,351	(14,539,518)	8,724,320	1,979,208,400
189	2005049	Trincomalee Integrated Infrastructure Project (TIIP)	EUR	31,214,177	7,161,216,052			6,242,836	1,481,233,573	(14,958,771)	24,971,341	5,665,023,708
		Aust. & New Zealand Inv. Bank										
190	2010023	Integrated Water Supply Scheme for the Unserved Areas of Ampara District-Phase III (Australia)	USD	29,386,168	5,477,822,938			11,312,564	2,273,047,541	417,786,092	18,073,604	3,622,561,489

NOTE 29(II) - STATEMENT OF FOREIGN LOAN BALANCES (8343)

	Loan Key	Name of the Project	Loan Currency	Balance as at 01.01.2021		Accounted during the Year		Repayments during the year		Parity Adjustment	Closing Balance as at 31.12.2021	
				Loan Currency Amount	Rs.	Loan Currency Amount	Rs.	Loan Currency Amount	Rs.	Rs.	Loan Currency Amount	Rs.
	Asian Infrastructure Investment Bank (AIIB)											
191	2019019	Reduction of Landslide Vulnerable by Mitigation Measures Projects	USD	2,372,736	442,297,447	2,822,477	566,639,849	-	-	32,358,921	5,195,213	1,041,296,217
192	2019020	Support to Colombo Urban Regeneration Project	USD	6,529,192	1,217,094,926	18,986,277	3,757,981,287	-	-	139,086,195	25,515,469	5,114,162,408
	Banco Bilbao Vizcaya Argentaria S.A.											
193	2013003	Implementation of the Greater Rathnapura Water Supply Scheme	EUR	10,965,000	2,515,611,134			2,193,000	517,654,361	(7,932,081)	8,772,000	1,990,024,693
194	2015033	Supply of Three Flyovers in Ganemulla, Polgahawela and Rajagiriya (Export Credit)	EUR	11,325,432	2,598,302,443			1,611,285	376,206,677	(18,334,284)	9,714,147	2,203,761,482
195	2012015	Veyangoda Railway Crossing Flyover Project (Spain)	EUR	1,509,638	346,343,900			1,006,425	238,682,037	6,497,517	503,213	114,159,380
	Bank Austria											
196	2006089	Enhancement & Strengthening of the Road Infrastructure by Construction of Five Bridges (Austria)	EUR	5,275,000	1,210,200,520			879,167	205,493,118	(7,464,258)	4,395,833	997,243,144
197	2007003	Greater Colombo Sewerage Rehabilitation System II (Austria)	EUR	4,735,347	1,086,392,168			789,224	186,723,390	(4,447,323)	3,946,123	895,221,455
198	2008021	Rehabilitation & Augmentation of Kirindi Oya Water Supply Project (Austria)	EUR	3,339,922	766,251,113			1,335,968	312,264,244	632,185	2,003,954	454,619,054
199	2008023	Supply of Modern Medical Equipments for Teaching Hospital Kurunegala (Austria)	EUR	1,500,000	344,132,845			1,000,000	233,152,800	2,450,450	500,000	113,430,495
200	2004073	Water Supply Weligama, Ambalantota, Kataragama (Austria)	EUR	476,465	109,311,542			476,465	116,222,050	6,910,508	-	-
	BNP Paribas											
201	2013032	Reconstruction of (7) Railway Steel Bridges Project	EUR	2,753,384	631,686,703			305,932	72,033,803	(4,421,585)	2,447,452	555,231,315
	Boerenleen Bank											
202	2014035	Construction of 463 Rural Bridges	EUR	54,599,999	12,526,435,676			8,400,000	1,985,762,100	(59,695,439)	46,199,999	10,480,978,137
203	2016012	Development of General Hospital - Kalutara	EUR	10,040,209	2,303,443,871	1,181,252	269,320,528	2,446,551	574,420,722	(7,658,732)	8,774,910	1,990,684,945

NOTE 29(II) - STATEMENT OF FOREIGN LOAN BALANCES (8343)

	Loan Key	Name of the Project	Loan Currency	Balance as at 01.01.2021		Accounted during the Year		Repayments during the year		Parity Adjustment	Closing Balance as at 31.12.2021	
				Loan Currency Amount	Rs.	Loan Currency Amount	Rs.	Loan Currency Amount	Rs.	Rs.	Loan Currency Amount	Rs.
204	2012010	Development of Hambantota District General Hospital (Netherlands)	EUR	21,102,392	4,841,350,788			4,220,478	979,911,505	(31,591,548)	16,881,914	3,829,847,735
205	2009031	Extension of a Disaster Management and Emergency Response System (Netherlands)	EUR	3,180,549	729,687,719			2,120,366	496,615,918	7,442,384	1,060,183	240,514,185
206	2016040	Implementation of Importation of 20,000 Dairy Animals Project	USD	8,641,178	1,610,786,647			3,173,862	637,101,125	122,149,720	5,467,316	1,095,835,242
207	2016041	Implementation of Importation of 20,000 Dairy Animals Project	USD	8,319,830	1,550,884,753			8,319,830	1,672,884,263	121,999,510	-	-
208	2011026	Importation of Dairy Animals (Netherlands & Australia)	USD	2,504,516	466,862,058			834,838	168,059,066	35,856,834	1,669,678	334,659,826
209	2017034	Pilot Project on Establishment of a Groundwater Monitoring Network in three Selected District	EUR	14,065,855	3,227,015,262	1,857,680	434,158,233	876,772	205,709,392	(41,940,336)	15,046,763	3,413,523,767
210	2018040	Reconstruction Rural Bridges (EUR 44.3)	EUR	38,182,694	8,759,946,189	4,660,481	1,088,591,135	4,430,141	1,050,248,730	(83,869,471)	38,413,034	8,714,419,123
211	2018041	Reconstruction of Rural Bridges (EUR 7.8Mn)	EUR	7,817,896	1,793,596,655			7,817,896	1,823,036,508	29,439,853	-	-
212	2014032	Sri Lankan Dairy Development Project- Ph II	USD	8,810,903	1,642,424,724			1,763,520	355,347,857	125,457,068	7,047,383	1,412,533,935
213	2013024	Upgrading of Peripheral Blood Bank Coming under the National Blood Transfusion Services	EUR	9,251,478	2,122,491,836			1,850,296	448,749,825	5,297,768	7,401,182	1,679,039,779
214	2013001	Upgrading of the National Blood Transfusion Services of SL	USD	12,482,879	2,326,911,135			2,773,973	558,714,970	177,796,845	9,708,906	1,945,993,010
	Calyon Credit Agricole CIB											
215	2019047	Constriction of Rural Bridges with Financial Assistance from Netheland	USD			10,792,599	2,546,307,595	-	-	(383,105,966)	10,792,599	2,163,201,629
216	2016019	Implementation of Greater Matale Water Supply Project	EUR	85,789,907	19,682,083,169	12,070,810	2,821,778,423	10,685,219	2,485,469,673	(241,671,641)	87,175,497	19,776,720,278
217	2016020	Implementation of Kelani Right Bank Water Supply Project	EUR	83,741,625	19,212,162,657			7,975,393	1,888,718,571	(135,040,947)	75,766,232	17,188,403,139
218	2008042	Rehabilitation of Wimalasurendra and New Laxapana Power Stations (France)	USD	13,631,158	2,540,959,707			5,452,463	1,094,718,335	193,045,558	8,178,695	1,639,286,930
	China Development Bank (CDB)											
219	2014001	Improvement and Rehabilitation of Priority Road Project 3 (Phase I)	USD	194,065,682	36,175,434,413	13,533,826	2,526,580,831	23,100,000	4,602,611,475	2,880,533,645	184,499,508	36,979,937,414
220	2011007	Improvement and Rehabilitation of Priority Roads Ph II	USD	230,780,000	43,019,284,379			38,460,000	7,663,049,235	3,191,193,254	192,320,000	38,547,428,398
221	2014034	Improvement and Rehabilitation of Priority Roads Project 3 (Phase II)	USD	59,132,499	11,022,782,644	13,834,687	2,583,900,110	7,700,000	1,534,203,825	1,009,271,124	65,267,186	13,081,750,053

NOTE 29(II) - STATEMENT OF FOREIGN LOAN BALANCES (8343)

	Loan Key	Name of the Project	Loan Currency	Balance as at 01.01.2021		Accounted during the Year		Repayments during the year		Parity Adjustment	Closing Balance as at 31.12.2021	
				Loan Currency Amount	Rs.	Loan Currency Amount	Rs.	Loan Currency Amount	Rs.	Rs.	Loan Currency Amount	Rs.
222	2012017	Moragahakanda Development Project	USD	110,674,900	20,630,708,881			20,000,000	3,984,945,000	1,528,550,876	90,674,900	18,174,314,757
223	2010051	Rehabilitation and Improvement of Priority Road Project Ph I	USD	58,785,770	10,958,149,590			11,750,000	2,350,000,000	819,408,547	47,035,770	9,427,558,137
		Deutsche Bank AG										
224	2014028	Construction of 537 Steel Beam Bridges	USD	97,798,100	18,230,367,784			20,638,100	4,150,611,231	1,385,715,454	77,160,000	15,465,472,007
225	2019005	Reconstruction of Rural Bridges USD 12.7Mn (Commercial Facility)	USD	12,729,512	2,372,885,443			-	-	178,539,045	12,729,512	2,551,424,488
226	2019006	Reconstruction of Rural Bridges USD 50.9Mn (UKEF)	USD	34,664,073	6,461,729,854	11,006,881	2,127,084,766	2,545,902	508,925,896	563,829,188	43,125,052	8,643,717,912
		European Investment Bank (EIB)										
227	2006093	DFCC Global Loan ii	USD	22,179,950	5,625,766,906			3,412,300	1,267,557,499	310,906,000	18,767,650	4,669,115,407
			EUR	6,500,000				2,500,000			4,000,000	
228	2006073	Post Tsunami Line of Credit - Contract A	EUR	2,762,370	633,748,544			2,762,372	646,311,110	12,562,566	0	(0)
229	2013047	Sri Lanka SME & GREEN Energy Global Loan	USD	19,716,612	20,550,226,867			1,408,329	1,420,159,458	113,620,657	18,308,283	19,243,688,066
			EUR	73,553,958				4,903,597			68,650,361	
		Export Development Bank of Iran (EDBI)										
230	2008027	Uma Oya Hydro Electric and Irrigation Project (Iran)	USD	32,902,548	6,133,304,674			-	-	461,477,972	32,902,548	6,594,782,646
		Export Import Bank of China (EIBC)										
231	2009009	Bunkering Facility & Tank Farm Project at Hambantota	USD	26,629,571	4,963,970,511			5,917,683	1,161,773,343	349,165,464	20,711,888	4,151,362,632
232	2009011	Colombo-Katunayake Expressway (CKE) Section A1	USD	29,183,970	5,440,131,274			5,836,794	1,145,893,107	385,325,001	23,347,176	4,679,563,168
233	2009010	Colombo-Katunayake Expressway (CKE) Section A2	USD	26,489,089	4,937,783,474			5,297,818	1,040,080,056	349,743,659	21,191,271	4,247,447,077
234	2009012	Colombo-Katunayake Expressway (CKE) Section A3	USD	19,917,226	3,712,734,353			3,983,445	782,039,346	262,973,318	15,933,781	3,193,668,325
235	2009013	Colombo-Katunayake Expressway (CKE) Section A4	USD	27,826,382	5,187,065,583			5,565,276	1,092,588,098	367,400,332	22,261,106	4,461,877,817
236	2014040	Construction of Extension of Southern Expressway, Section 1 from Matara to Beliatta	USD	663,982,750	123,771,829,150			44,265,516	8,690,310,125	9,130,760,995	619,717,234	124,212,280,020
237	2016015	Construction of Extension of Southern Expressway, Section 2 from Beliatta to Wetiya Project	USD	243,375,092	45,367,112,905	35,980,703	7,023,874,607	9,311,860	1,861,440,784	3,596,385,438	270,043,935	54,125,932,166
238	2014025	Construction of Extension of Southern Expressway, Section 4 from Mattala to Hambantota Via an Darawewa Project	CNY	1,987,801,117	56,822,885,167			132,520,074	4,191,152,431	5,691,253,184	1,855,281,043	58,322,985,920

NOTE 29(II) - STATEMENT OF FOREIGN LOAN BALANCES (8343)

	Loan Key	Name of the Project	Loan Currency	Balance as at 01.01.2021		Accounted during the Year		Repayments during the year		Parity Adjustment	Closing Balance as at 31.12.2021	
				Loan Currency Amount	Rs.	Loan Currency Amount	Rs.	Loan Currency Amount	Rs.	Rs.	Loan Currency Amount	Rs.
239	2014024	Construction of Outer Circular Highway Project Phase III from Kerawalapitiya to Kadawatha	USD	353,309,162	65,859,724,865			25,236,368	4,954,463,071	4,851,614,912	328,072,794	65,756,876,706
240	2017042	Construction Service for Design Review and Construction Supervision of Civil Works on Extension of Southern Expressway Project	CNY	348,180,910	9,953,029,859	14,013,487	430,153,878	-	-	1,002,831,767	362,194,397	11,386,015,504
241	2012001	Finance Material Required for Lighting Sri Lanka Eastern Province Project	USD	18,908,060	3,524,617,662			2,701,152	530,296,430	254,091,253	16,206,908	3,248,412,485
242	2013041	Greater Kurunegala Water Supply and Sewerage Project	CNY	422,081,227	12,065,529,529			32,467,787	1,026,844,003	1,209,280,496	389,613,440	12,247,966,022
243	2014026	Hambantota Hub Development Project	CNY	1,554,505,538	44,436,784,399			103,633,702	3,277,576,210	4,450,689,011	1,450,871,836	45,609,897,200
244	2011006	Highway Section from Kodagoda to Godagama (45Km to 61Km)	USD	31,639,733	5,897,905,636			5,273,286	1,035,263,900	422,085,384	26,366,447	5,284,727,120
245	2011005	Highway Section from Pinnaduwa to Kodagoda (30Km to 45Km)	USD	42,474,235	7,917,575,682			7,079,038	1,389,773,376	566,591,518	35,395,197	7,094,393,824
246	2017041	Kandy North Pathadumbara Integrated Water Supply	CNY	349,089,845	9,910,198,093	346,713,167	10,721,379,576	-	-	1,241,824,992	695,803,012	21,873,402,660
247	2013005	Matara Beliatta Section of Matara Kataragama Railway Extension Project	USD	192,307,693	35,847,730,898			15,384,614	3,020,343,574	2,633,977,708	176,923,079	35,461,363,032
248	2013022	Matara-Beliatta Section of Matara-Kataragama Railway Extension Project	CNY	508,000,000	14,521,586,400			19,538,461	620,268,604	1,454,056,836	488,461,539	15,355,374,632
249	2010031	Northern Road Rehabilitation Project (A009) from Galkulama to 230Km Post	USD	32,532,934	6,064,405,651			5,915,079	1,161,262,186	431,974,367	26,617,855	5,335,117,832
250	2010034	Northern Road Rehabilitation Project-(AB020)(AB032)(AB016)(AB018)	USD	34,264,179	6,387,123,639			6,229,850	1,223,058,879	454,961,928	28,034,329	5,619,026,688
251	2010033	Northern Road Rehabilitation Project (Mulativu-Kokkilai)-11A	USD	19,601,852	3,653,946,008			3,563,973	699,687,586	260,274,642	16,037,879	3,214,533,064
252	2010032	Northern Road Rehabilitation Project-11B	USD	21,254,849	3,962,078,330			3,542,475	695,467,017	283,547,315	17,712,374	3,550,158,628
253	2010035	Northern Road Rehabilitation Project-A009 (From 230Km Post to Jaffna)	USD	32,317,390	6,024,226,676			5,875,889	1,153,568,392	429,112,374	26,441,501	5,299,770,658
254	2010030	Procurement of Material for the Northern Province Power Sector Development Programme	USD	10,750,419	2,003,966,162			3,071,548	603,013,549	138,152,553	7,678,871	1,539,105,166
255	2011014	Procurement of Materials for Lighting Uva Province	USD	7,769,917	1,448,376,169			2,219,976	435,830,941	99,850,421	5,549,941	1,112,395,649

NOTE 29(II) - STATEMENT OF FOREIGN LOAN BALANCES (8343)

	Loan Key	Name of the Project	Loan Currency	Balance as at 01.01.2021		Accounted during the Year		Repayments during the year		Parity Adjustment	Closing Balance as at 31.12.2021	
				Loan Currency Amount	Rs.	Loan Currency Amount	Rs.	Loan Currency Amount	Rs.	Rs.	Loan Currency Amount	Rs.
256	2011008	Re. & Im. of 67Km Length of Navatkuli-Karaitivu-Mannar Road	USD	26,182,668	4,880,663,991			4,028,102	790,806,451	350,666,136	22,154,566	4,440,523,676
257	2011009	Re. & Im. Of 113Km Length of Puttalam-Marichchikade-Mannar Road	USD	40,642,387	7,576,074,593			5,806,056	1,139,858,558	546,162,667	34,836,331	6,982,378,702
258	2003050	Rural Electrification Project VII	CNY	43,991,668	1,257,537,013			14,663,889	463,768,190	128,185,085	29,327,779	921,953,908
259	2007014	Supply of 100 Nos. Railway Passenger Carriages	CNY	29,279,590	836,980,542			14,639,795	463,006,189	86,245,191	14,639,795	460,219,544
260	2010007	Supply of 13 Nos. Diesel Multiple Units to Sri Lanka Railway Project	CNY	408,147,765	11,667,230,328			42,962,922	1,358,768,913	1,171,562,274	365,184,843	11,480,023,689
261	2007015	Supply of 15 Nos. Diesel Multiple Units	CNY	41,684,607	1,191,587,852			20,842,304	659,170,112	122,785,088	20,842,303	655,202,828
262	2010029	Supply of Two Nos. MA 60 Aircrafts Project	CNY	176,135,631	5,034,977,924			17,613,563	557,056,191	505,409,701	158,522,068	4,983,331,434
263	2018022	Widening & Improvement of 64.31Km of Roads and Reconstruction of 13 Bridges in Central & Uva Provinces in Sri Lanka	USD	33,298,586	6,207,129,417	34,053,908	6,788,822,045	-	-	503,764,718	67,352,493	13,499,716,180
Export Finance & Insurance Corporation												
264	2015034	Supply and Purchase of Clinical Waste Disposal Systems and Related Equipment	USD	8,258,776	1,539,503,592			1,376,463	276,043,129	115,987,766	6,882,313	1,379,448,229
Export Import Bank of India												
265	2017013	Dollar Credit Line 318M of the Development of Railway Sector	USD	42,824,084	7,982,760,365	79,254,804	15,882,530,000	-	-	603,445,053	122,078,888	24,468,735,418
266	2018002	Dollar Credit Line on KKS Harbour	USD	-	-	743,245	142,288,972	-	-	6,682,479	743,245	148,971,451
Export Import Bank of USA												
267	2013025	Badulla, Haliela and Ella Integrated Water Supply Project	USD	45,795,169	8,536,594,993			5,724,396	1,144,519,730	639,461,985	40,070,773	8,031,537,248
Export Import Bank of Hungary (EIBH)												
268	2021001	Constriction of Flyovers at Kohuwela & Gatabe	EUR			11,199,656	2,636,192,865	-	-	(95,427,685)	11,199,656	2,540,765,180
269	2013008	Rehabilitation of Kalatuwawa Water Treatment Plant	EUR	16,659,577	3,822,071,713			1,448,659	341,414,193	(29,893,508)	15,210,918	3,450,764,012
270	2013009	Rehabilitation of Labugama Water Treatment Plant Project	EUR	16,017,626	3,674,794,296			1,392,837	328,258,341	(28,741,612)	14,624,789	3,317,794,343
Fortis Bank												
271	2011029	Implementation of Kolonna and Balangoda Water Supply Projects (Belgium)	EUR	2,948,429	676,434,224			1,179,372	279,697,783	4,593,517	1,769,057	401,329,958

NOTE 29(II) - STATEMENT OF FOREIGN LOAN BALANCES (8343)

	Loan Key	Name of the Project	Loan Currency	Balance as at 01.01.2021		Accounted during the Year		Repayments during the year		Parity Adjustment	Closing Balance as at 31.12.2021	
				Loan Currency Amount	Rs.	Loan Currency Amount	Rs.	Loan Currency Amount	Rs.	Rs.	Loan Currency Amount	Rs.
	Government of Canada											
272	1976002	Agricultural Sector Support Credit	CAD	1,024,763	149,975,696			182,109	28,744,739	11,262,771	842,654	132,493,728
273	1973004	Import of Asbestos, Nylon & TYRE Cord	CAD	121,124	17,726,850			40,375	6,372,939	1,342,561	80,749	12,696,472
274	1971004	Import of Commodities	CAD	31,250	4,573,491			31,250	4,917,284	343,793	-	-
275	1974005	Import of Commodities	CAD	192,500	28,172,702			55,000	8,681,404	2,128,349	137,500	21,619,648
276	1975004	Import of Commodities	CAD	210,000	30,733,857			52,500	8,286,794	2,317,261	157,500	24,764,324
277	1975005	Import of Commodities	CAD	1,650,000	241,480,305			300,000	47,353,110	18,138,435	1,350,000	212,265,630
278	1977009	Import of Fertilizer & Commodities	CAD	1,625,000	237,821,513			250,000	39,460,925	17,835,888	1,375,000	216,196,476
279	1978005	Import of Fertilizer, Alum.Rods & Asbestos	CAD	3,750,000	548,818,875			500,000	78,921,850	41,112,825	3,250,000	511,009,850
280	1972003	Import of Newsprint & Radio Telecom Equipment	CAD	50,000	7,317,585			25,000	3,946,093	559,353	25,000	3,930,846
281	1980014	Maduruoya Reservoir Complex	CAD	17,280,000	2,528,957,361			1,920,000	303,059,904	189,213,695	15,360,000	2,415,111,152
282	1983008	Maduruoya Right Bank - Mahaweli System B	CAD	3,437,500	503,083,904			275,000	43,407,018	37,574,936	3,162,500	497,251,823
283	1971003	Mechanical Logging Project	CAD	41,736	6,108,174			41,737	6,567,424	459,250	0	-
284	1973003	Purchase of 14 Locomotives	CAD	372,144	54,463,887			152,000	23,992,242	4,142,433	220,144	34,614,078
285	1977004	Water Supply Project	CAD	975,000	142,692,905			150,000	23,007,225	10,032,202	825,000	129,717,882
	Government of China											
286	2000073	Economic and Technical Cooperation-National Performance Art Theater (Nellum Pokuna)	CNY	20,000,000	571,716,000			-	-	57,008,000	20,000,000	628,724,000
287	2002076	Economic and Technical Cooperation-National Performance Art Theater (Nellum Pokuna)	CNY	30,000,000	857,574,000			-	-	85,512,000	30,000,000	943,086,000
288	2003077	Economic and Technical Cooperation-National Performance Art Theater	CNY	50,000,000	1,429,290,000			-	-	142,520,000	50,000,000	1,571,810,000
	Government of France											
289	1999102	Ambathale Water Treatment Plant Project	EUR	723,679	166,028,241			415,154	96,901,527	865,612	308,525	69,992,326
290	1997080	Cardio Thoracic Equipment for Kandy Hospital	EUR	650,762	149,299,054			51,608	12,052,886	(1,321,493)	599,154	135,924,675
291	2002052	Colombo Airport Telecommunicating Project	EUR	8,297	1,903,612			5,013	1,166,839	8,336	3,284	745,109
292	2018047	Development of Mini Dairy Cooperatives with French Soft Loan	EUR	2,678,374	614,477,560	8,289,186	1,710,902,237	-	-	162,731,694	10,967,559	2,488,111,491
293	1997081	Elihouse & F/S on Colombo North Water Supply	EUR	334,289	76,693,218			27,002	6,298,638	(683,143)	307,287	69,711,437
294	1998084	Expansion of E 10B Telecom Exchange - 1996	EUR	290,377	66,618,843			95,276	22,199,011	(159,024)	195,101	44,260,808

NOTE 29(II) - STATEMENT OF FOREIGN LOAN BALANCES (8343)

	Loan Key	Name of the Project	Loan Currency	Balance as at 01.01.2021		Accounted during the Year		Repayments during the year		Parity Adjustment	Closing Balance as at 31.12.2021	
				Loan Currency Amount	Rs.	Loan Currency Amount	Rs.	Loan Currency Amount	Rs.	Rs.	Loan Currency Amount	Rs.
295	1997077	Expansion of Telephone Exchanges in Colombo	EUR	546,880	125,466,602			49,710	11,581,215	(1,096,931)	497,170	112,788,456
296	1999100	Extension of Colombo Telecommunica. Units	EUR	544,792	124,986,885			49,526	11,538,362	(1,091,947)	495,266	112,356,576
297	2005052	Greater Trincomalee Water Supply Project	EUR	11,878,721	2,725,238,762			321,686	74,928,147	(28,470,107)	11,557,035	2,621,840,508
298	2018046	Implementation of Green Power Development & Energy Efficient Improvement Investment Programme - Tranch 2	EUR	3,416,894	783,903,709	4,577,727	915,794,231	-	-	113,969,774	7,994,621	1,813,667,715
299	1998090	Improvement of Government Film Unit	EUR	160,280	36,771,742			31,756	7,397,150	(217,509)	128,524	29,157,083
300	1997084	Improvement of Government Film Unit	EUR	185,069	42,458,882			13,250	3,087,218	(392,634)	171,819	38,979,030
301	2002053	Mixed Credit for Airport, Telecom, Irriga., NWSDB	EUR	33,689	7,729,004			11,014	2,563,995	(20,926)	22,675	5,144,082
302	2002055	Mixed Credit for Airport, Telecom, Irriga. NWSDB	EUR	31,231	7,165,117			18,220	4,241,294	27,907	13,011	2,951,729
303	1999105	Mixed Credit for Irri. Telecom. CEB.	EUR	2,351	539,288			2,351	549,372	10,083	-	(0)
304	1999104	Mixed Credit for Telecomm. & CEB.	EUR	382,687	87,796,921			185,265	43,239,294	229,744	197,422	44,787,371
305	1997082	Modernization - Colombo Water Distrib. Network	EUR	129,154	29,630,784			10,930	2,546,978	(263,391)	118,224	26,820,415
306	1998083	Modern Rathmalana Air Traffic Control Syst.	EUR	393,964	90,383,969			105,442	24,571,757	(357,823)	288,522	65,454,389
307	2002054	Nilwala Ganga Project	EUR	11	2,524			-	-	(28)	11	2,495
308	2010008	Provision of Oxygen Concentrators, Operating Theaters & Medical Equipment to Tsunami Affected & Remote Hospitals Project	EUR	6,690,532	1,534,954,563			634,854	148,148,925	(13,008,472)	6,055,678	1,373,797,166
309	2000100	Rehabilitation of Ambatale Water Plant	EUR	929,685	213,289,764			97,566	22,783,997	(1,730,505)	832,119	188,775,262
310	1999103	Samanalawewa Transmission Project	EUR	106,608	24,458,063			55,776	12,997,879	71,578	50,832	11,531,762
311	2007042	Spatial Information Infrastructure for Reconstruction Monitoring Project	EUR	4,794,581	1,099,981,883			625,072	145,863,463	(8,219,439)	4,169,509	945,898,981
312	1997078	TA/Mainten. Water Treatment Plant Colombo	EUR	138,510	31,777,500			11,556	2,692,838	(283,814)	126,954	28,800,848
313	2000101	Water Supply Network of Colombo	EUR	729,678	167,404,335			150,924	35,204,246	(903,432)	578,754	131,296,657
314	1998021	Water Treatment Plant at Anuradhapura	EUR	1,163,622	266,960,432			376,171	87,789,497	(529,014)	787,451	178,641,921
315	2012028	Widening and Reconstruction of 46 Bridges on National Road Network	EUR	19,615,405	4,500,203,629			1,454,762	339,170,346	(41,091,425)	18,160,643	4,119,941,858

NOTE 29(II) - STATEMENT OF FOREIGN LOAN BALANCES (8343)

	Loan Key	Name of the Project	Loan Currency	Balance as at 01.01.2021		Accounted during the Year		Repayments during the year		Parity Adjustment	Closing Balance as at 31.12.2021	
				Loan Currency Amount	Rs.	Loan Currency Amount	Rs.	Loan Currency Amount	Rs.	Rs.	Loan Currency Amount	Rs.
	Government of Germany			-	-							
316	2001101	2nd Ext. of Sapugaskanda Deisal Power Pl	EUR	19,291,043	4,425,787,665			631,957	147,378,857	(45,389,918)	18,659,086	4,233,018,890
317	1998058	Ampara Water Supply Project	EUR	1,394,880	320,016,065			77,493	18,072,254	(3,080,025)	1,317,387	298,863,786
318	2001042	Colombo Grib Substation Project	EUR	5,988,050	1,373,789,595			343,588	80,128,310	(13,153,054)	5,644,462	1,280,508,230
319	2001060	Commodity Aid for Electro. Equip. for CBSL	EUR	278,143	63,812,105			17,384	4,054,110	(602,006)	260,759	59,155,989
320	2012022	Construction of Mahamodara Maternity Hospital, Galle	EUR	6,390,433	1,466,105,233	2,160,690	480,401,365	2,814,000	656,253,925	11,276,840	5,737,123	1,301,529,513
321	2000010	DFCC Bank (DFCCiii)	EUR	4,905,333	1,125,391,117			251,556	58,665,370	(10,965,289)	4,653,777	1,055,760,458
322	2005043	DFCC IV Private Sector Development	EUR	4,199,919	963,553,356			167,000	38,940,990	(9,700,370)	4,032,919	914,911,997
323	2006040	DFCC V Credit Line for SME in the North and East	EUR	4,170,000	956,689,323			166,000	38,712,918	(9,624,961)	4,004,000	908,351,444
324	2001118	Embilipitiya Paper Mills Project	EUR	485,728	111,436,635			51,129	11,923,854	(919,299)	434,599	98,593,482
325	2001065	Expans of Two 132/11KV Substa. in Colombo	EUR	3,374,528	774,190,476			204,517	47,695,425	(7,343,277)	3,170,011	719,151,774
326	2001054	General Commodity Aid 1995 for Potash	EUR	2,877,141	660,079,230			185,088	43,164,358	(6,193,109)	2,692,053	610,721,763
327	1998037	Grib Substation Kelaniya & Rathmalana	EUR	4,253,524	975,851,580			234,172	54,611,259	(9,406,012)	4,019,352	911,834,309
328	2001058	Import of Commodities	EUR	1,423,437	326,567,685			113,507	26,470,961	(2,924,586)	1,309,930	297,172,138
329	2001064	Import of Commodities	EUR	2,124,929	487,505,102			151,342	35,294,614	(4,480,522)	1,973,587	447,729,966
330	2001116	Import of Commodities (11 b)	EUR	515,383	118,240,151			64,423	15,024,059	(910,756)	450,960	102,305,336
331	2001111	Import of Commodities (12)	EUR	570,602	130,908,316			63,400	14,785,583	(1,058,471)	507,202	115,064,262
332	2001123	Import of Commodities IX	EUR	538,390	123,518,537			82,829	19,316,645	(852,853)	455,561	103,349,039
333	2001113	Import of Commodities X	EUR	951,004	218,181,029			126,800	29,571,161	(1,630,070)	824,204	186,979,798
334	2001112	Import of Commodities XIX	EUR	1,593,185	365,511,691			167,704	39,110,248	(3,015,507)	1,425,481	323,385,936
335	2001068	Import of Commodities XVI	EUR	1,853,432	425,217,616			127,823	29,809,642	(3,934,582)	1,725,609	391,473,392
336	2001106	Import of Commodities XVII	EUR	2,219,008	509,089,031			126,800	29,571,161	(4,877,380)	2,092,208	474,640,490
337	2001108	Import of Commodities XVIII	EUR	2,300,815	527,857,237			127,823	29,809,642	(5,080,448)	2,172,992	492,967,147
338	2001067	Import of Commodity Loan XIII	EUR	1,124,841	258,063,048			102,258	23,847,713	(2,231,079)	1,022,583	231,984,256
339	2001061	Kirindioya Irrigation & Settlement Project	EUR	1,990,870	456,748,939			158,500	36,963,952	(4,091,687)	1,832,370	415,693,300
340	2001105	Kirindioya Irrigation & Settlement Project	EUR	2,954,246	677,768,624			328,249	76,551,153	(5,481,111)	2,625,997	595,736,360
341	1999026	Koggala Water Supply Project	EUR	2,840,302	651,627,663			153,530	35,804,757	(6,299,069)	2,686,772	609,523,837
342	1998057	Nawalapitiya Water Supply Project	EUR	2,334,676	535,625,611			129,704	30,248,362	(5,155,187)	2,204,972	500,222,062
343	1999054	NDB IV Project	EUR	4,857,273	1,114,364,771			255,646	59,619,279	(10,815,805)	4,601,627	1,043,929,687
344	2001122	NDB Small Loan Programme iii	EUR	607,415	139,354,359			33,745	7,869,744	(1,341,324)	573,670	130,143,291
345	2005044	NDB V- Private Sector Promotion Programme	EUR	4,199,919	963,553,353			167,000	38,940,990	(9,700,370)	4,032,919	914,911,994
346	2003047	NDB VI -Small and Micro Enterprises	EUR	1,544,757	354,401,178			68,000	15,858,304	(3,524,254)	1,476,757	335,018,620
347	1997065	Private Sector Infrastructure Development Project	EUR	1,378,608	316,283,085			80,952	18,878,765	(3,016,855)	1,297,656	294,387,465

NOTE 29(II) - STATEMENT OF FOREIGN LOAN BALANCES (8343)

	Loan Key	Name of the Project	Loan Currency	Balance as at 01.01.2021		Accounted during the Year		Repayments during the year		Parity Adjustment	Closing Balance as at 31.12.2021	
				Loan Currency Amount	Rs.	Loan Currency Amount	Rs.	Loan Currency Amount	Rs.	Rs.	Loan Currency Amount	Rs.
348	2001049	Purchase of 16 Locomotives (11 a)	EUR	2,658,717	609,967,911			332,340	77,505,062	(4,698,736)	2,326,377	527,764,113
349	2001115	Railway Bridges II	EUR	4,383,818	1,005,743,965			223,946	52,226,488	(9,804,610)	4,159,872	943,712,867
350	2001103	Railway Bridges Project	EUR	634,004	145,454,124			63,400	14,785,583	(1,220,838)	570,604	129,447,703
351	2001063	Railway Wagons for Fertilizer Distribut.	EUR	1,822,246	418,063,025			151,342	35,294,614	(3,705,413)	1,670,904	379,062,998
352	2001100	Randenigala Dam Project	EUR	56,242,107	12,903,170,985			5,112,919	1,192,385,588	(111,566,694)	51,129,188	11,599,218,703
353	2001102	Rantembe Dam Project	EUR	26,309,031	6,035,868,141			1,697,489	395,872,013	(56,596,848)	24,611,542	5,583,399,280
354	2010036	Reconstruction of Water Supply Galle District - Phase ii	EUR	1,242,204	284,988,829			32,000	7,462,731	(2,977,981)	1,210,204	274,548,117
355	2005051	Rehabilitation Electricity Supply Jaffna Region (Transmission Line)	EUR	4,733,983	1,086,079,402			187,745	43,784,110	(10,931,198)	4,546,238	1,031,364,094
356	2001104	Small Entrepreneur Promot. Pg. (DFCC II)	EUR	543,504	124,691,660			31,700	7,392,791	(1,190,547)	511,804	116,108,322
357	2001117	Small Entrepreneur Promotion Programme by DFCC	EUR	1,823,778	418,414,841			125,778	29,332,685	(3,872,082)	1,698,000	385,210,074
358	2001110	Supply of a Railway Crane	EUR	618,152	141,817,465			31,700	7,392,791	(1,381,632)	586,452	133,043,042
		Government of India										
359	2012002	Greater Dambulla Water Supply Project i	USD	29,025,652	5,410,619,577			5,277,391	1,062,377,658	411,712,252	23,748,261	4,759,954,171
360	2008006	Indian Dollar Credit Line Agreement	USD	28,341,703	5,283,125,778	3,832,617	760,839,570	9,878,457	1,969,290,682	394,169,820	22,295,864	4,468,844,486
361	2003049	Indian Line of Credit	USD	8,953,081	1,668,927,656			1,584,194	317,552,083	125,598,407	7,368,887	1,476,973,980
362	2004040	Indian Line of Credit	USD	5,310,103	989,846,701			1,494,000	296,314,283	71,343,563	3,816,103	764,875,981
363	2001041	Line of Credit	USD	7,585,873	1,414,068,931			2,420,000	478,873,230	100,219,854	5,165,873	1,035,415,555
364	2013046	Procurement of Two Advanced Offshore Patrol Vessels	USD	58,859,981	10,971,983,177			16,537,333	3,315,703,914	826,609,905	42,322,648	8,482,889,169
365	2010052	Railway Line Omanthai -Pallai, Madhu- Tallaimannar & Medawachchiya	USD	323,739,161	60,347,634,115			26,159,928	5,215,035,311	4,512,337,462	297,579,233	59,644,936,266
366	2012003	Restoration of Northern Railway Services	USD	299,551,865	55,838,923,991	7,359,219	1,413,457,414	14,467,768	2,884,198,275	4,247,342,169	292,443,316	58,615,525,299
367	2008011	Upgrading of Railway Line Colombo Matara	USD	9,768,594	1,820,945,927			7,534,139	1,501,294,644	128,209,050	2,234,455	447,860,333
368	2010010	Upgrading of Railway Line Colombo Matara Phase II	USD	14,932,431	2,783,527,512			7,823,085	1,558,572,317	199,998,015	7,109,346	1,424,953,210
		Government of Japan										
369	2013020	Anuradhapura North Water Supply Project (i)	JPK	3,158,236	5,710,405,597	884,110	1,607,388,679	279,242	508,695,151	(255,653,596)	3,763,104	6,553,445,528
370	2016037	Anuradhapura North Water Supply Project (Phase 2)	JPK	120,203	217,339,236	1,687	3,038,678	-	-	(8,106,688)	121,890	212,271,226
371	1999029	Bandaranayake Inter. AirPort Dev. Project	JPK	5,506,304	9,955,948,269			570,514	1,045,352,802	(314,917,175)	4,935,790	8,595,678,292
372	1993023	Baseline Road Project	JPK	720,906	1,303,470,139			240,302	440,305,355	(26,192,918)	480,604	836,971,866

NOTE 29(II) - STATEMENT OF FOREIGN LOAN BALANCES (8343)

	Loan Key	Name of the Project	Loan Currency	Balance as at 01.01.2021		Accounted during the Year		Repayments during the year		Parity Adjustment	Closing Balance as at 31.12.2021	
				Loan Currency Amount	Rs.	Loan Currency Amount	Rs.	Loan Currency Amount	Rs.	Rs.	Loan Currency Amount	Rs.
373	1997051	Baseline Road Project (II)	JPK	782,264	1,414,411,538			111,752	204,763,190	(41,951,701)	670,512	1,167,696,647
374	1994020	Coal Fired Thermal Development Project	JPK	131,312	237,425,227			32,828	60,326,374	(5,588,967)	98,484	171,509,886
375	2001051	Colombo City Electricity Distribution Development Project	JPK	3,328,970	6,019,110,678			276,290	493,495,384	(209,373,048)	3,052,680	5,316,242,247
376	2016032	Development Policy Loan (Private Sector Development, Governance Improvement & Fiscal Consolidation)	JPK	10,000,000	18,081,000,000			-	-	(666,000,000)	10,000,000	17,415,000,000
377	2010015	Eastern Province Water Supply Development Project	JPK	4,688,200	8,476,732,605			158,922	289,508,207	(299,487,248)	4,529,278	7,887,737,150
378	2011027	Emergency Natural Disaster Rehabilitation Project	JPK	6,987,376	12,633,874,459			114,556	208,938,601	(455,919,824)	6,872,820	11,969,016,034
379	2008016	Energy Diversification Enhancement Project (Engineering Services)	JPK	427,284	772,572,202			23,738	43,622,136	(26,174,706)	403,546	702,775,360
380	1999032	Engineer . Service for the Southern Highway	JPK	236,322	427,293,808			12,438	22,790,147	(14,609,675)	223,884	389,893,986
381	1998056	Environmentally Friendly Solution Fund	JPK	1,398,276	2,528,222,836			77,682	141,513,299	(86,895,085)	1,320,594	2,299,814,452
382	2004046	Environmentally Friendly Solution Fund (II)	JPK	3,350,064	6,057,250,724			139,586	249,321,534	(216,881,748)	3,210,478	5,591,047,442
383	2019011	Establishment of Light Rail Transit Project System in Colombo (i)	JPK	2,764,003	4,997,592,920	141,811	264,297,437	-	-	(201,416,547)	2,905,813	5,060,473,811
384	1996056	G.C. Flood Control & Enviro. Imp. Project (III)	JPK	1,719,336	3,108,731,431			286,556	515,628,866	(97,916,186)	1,432,780	2,495,186,379
385	1991005	Greater Colombo Telecom. Network (II) Project	JPK	248,174	448,723,409			248,174	451,552,593	2,829,184	-	-
386	1992009	Greater Colombo Flood Control & Env. Imp.(I)	JPK	763,974	1,381,341,389			509,316	927,820,957	(10,033,525)	254,658	443,486,907
387	1994015	Greater Colombo Flood Control & Env. Project (II)	JPK	692,256	1,251,668,074			173,064	318,031,060	(29,464,146)	519,192	904,172,868
388	2013016	Greater Colombo Transmission and Distribution Loss Reduction Project	JPK	15,594,250	28,195,962,685			-	-	(1,038,575,753)	15,594,250	27,157,386,932
389	2007004	Greater Colombo Transport Development Project	JPK	17,637,543	31,890,441,504			1,068,942	1,947,291,641	(1,088,931,216)	16,568,601	28,854,218,647
390	2011003	Greater Colombo Urban Transport Development Project - Phase II	JPK	29,980,945	54,208,546,703			983,153	1,791,009,480	(1,917,882,461)	28,997,792	50,499,654,762
391	2008012	Greater Colombo Urban Transport Development Project Phase 2(i)	JPK	5,245,296	9,484,019,699			187,332	344,250,650	(331,324,742)	5,057,964	8,808,444,307
392	1993028	Greater Colombo Water Supply System Extension Project	JPK	490,632	887,111,719			163,544	299,661,671	(17,826,296)	327,088	569,623,752
393	2001046	Greater Kandy Water Supply Project	JPK	3,121,371	5,643,750,902			152,262	277,375,685	(195,671,896)	2,969,109	5,170,703,321
394	2012006	Habarana Veyangoda Transmission Line Project	JPK	6,538,164	11,821,654,636	306,441	539,982,109	-	-	(441,756,075)	6,844,606	11,919,880,670

NOTE 29(II) - STATEMENT OF FOREIGN LOAN BALANCES (8343)

	Loan Key	Name of the Project	Loan Currency	Balance as at 01.01.2021		Accounted during the Year		Repayments during the year		Parity Adjustment	Closing Balance as at 31.12.2021	
				Loan Currency Amount	Rs.	Loan Currency Amount	Rs.	Loan Currency Amount	Rs.	Rs.	Loan Currency Amount	Rs.
395	2018032	Health and Medical Service Improvement Project	JPK	78,105	141,221,402	72,588	131,399,624	-	-	(10,189,341)	150,693	262,431,685
396	2001044	Impro. Nati. Blood Transfusion Services	JPK	699,590	1,264,927,156			63,222	116,179,908	(40,512,376)	636,368	1,108,234,872
397	2012007	Improvement of Basic Social Services Targeting Emerging Regions	JPK	3,874,046	7,004,661,813			-	-	(258,011,436)	3,874,046	6,746,650,377
398	1994016	Industrial Estates Development Project	JPK	738,048	1,334,464,589			184,512	339,068,477	(31,413,168)	553,536	963,982,944
399	2017016	Kalu Ganga Water Supply Expansion Project	JPK	48,729	88,106,720	201,774	365,129,163	-	-	(16,985,172)	250,503	436,250,711
400	1997053	Kalu Ganga Water Supply Project for Greater Colombo	JPK	3,787,924	6,848,945,392			541,132	991,516,164	(203,140,953)	3,246,792	5,654,288,275
401	2010016	Kandy City Waste Water Management Project	JPK	8,752,731	15,825,813,547	1,746,519	3,126,185,075	461,866	841,381,292	(630,513,042)	10,037,384	17,480,104,288
402	1996053	Kelanitissa Combined Cycle Power Plant	JPK	3,923,832	7,094,680,639			653,972	1,176,757,217	(223,462,232)	3,269,860	5,694,461,190
403	1994017	Kukule Ganga Hydroelectric Power Project	JPK	3,760,384	6,799,150,310			940,096	1,727,567,414	(160,051,344)	2,820,288	4,911,531,552
404	2013019	Landslide Disaster Protection Project of the National Road Network	JPK	5,943,420	10,746,297,702			339,624	618,693,041	(368,593,927)	5,603,796	9,759,010,734
405	2001052	Lunawa Envir. Improv. & Community Dev. Project	JPK	3,513,684	6,353,092,052			296,564	529,707,789	(220,769,772)	3,217,120	5,602,614,491
406	1997054	Mahaweli System C. Upgrading Project	JPK	1,051,162	1,900,604,502			150,166	275,149,162	(56,370,806)	900,996	1,569,084,534
407	2013018	Major Bridges Construction Project of the National Road Network	JPK	7,795,288	14,094,661,545			-	-	(519,166,814)	7,795,288	13,575,494,731
408	1998054	Medium Voltage Distribution Network	JPK	1,355,776	2,451,378,586			164,682	300,001,199	(77,087,185)	1,191,094	2,074,290,202
409	2015018	National Transmission and Distribution Network Development and Efficiency Improvement Project	JPK	2,686,297	4,857,093,371	923,183	1,626,095,316	-	-	(197,279,197)	3,609,480	6,285,909,490
410	2014003	New Bridge Construction Project Over the Kelani River	JPK	25,445,981	46,008,877,393	5,563,941	10,066,027,765	-	-	(2,071,126,986)	31,009,921	54,003,778,172
411	1996057	Plantation Reform Project	JPK	1,192,968	2,157,005,441			198,828	357,771,103	(67,939,528)	994,140	1,731,294,810
412	2003042	Plantation Reform Project II	JPK	1,034,800	1,871,021,873			82,784	150,807,613	(62,278,403)	952,016	1,657,935,857
413	2000015	Port of Colombo North Pier. Dev. Project II (Modification Agreement)	JPK	1,225,329	2,215,517,365			128,982	234,966,509	(71,262,555)	1,096,347	1,909,288,301
414	1991006	Port of Colombo Extension Project (II)	JPK	254,446	460,063,813			254,446	462,964,497	2,900,684	-	-
415	1992008	Port of Colombo Extension Project III	JPK	1,460,652	2,641,004,881			973,768	1,773,913,166	(19,183,230)	486,884	847,908,485
416	1993024	Port of Colombo Extension Project IV	JPK	999,246	1,806,736,693			333,082	610,306,149	(36,305,938)	666,164	1,160,124,606
417	1994018	Port of Colombo North Pier Develop. Project	JPK	951,832	1,721,007,439			237,958	437,283,519	(40,512,350)	713,874	1,243,211,570
418	1999031	Poverty Alleviation Micro Finance Project	JPK	600,516	1,085,792,977			66,724	122,258,385	(33,935,826)	533,792	929,598,766

NOTE 29(II) - STATEMENT OF FOREIGN LOAN BALANCES (8343)

	Loan Key	Name of the Project	Loan Currency	Balance as at 01.01.2021		Accounted during the Year		Repayments during the year		Parity Adjustment	Closing Balance as at 31.12.2021	
				Loan Currency Amount	Rs.	Loan Currency Amount	Rs.	Loan Currency Amount	Rs.	Rs.	Loan Currency Amount	Rs.
419	2008015	Poverty Alleviation Micro Finance Project -II	JPK	2,351,608	4,251,942,412			83,986	154,336,873	(148,541,838)	2,267,622	3,949,063,701
420	2003041	Power Sector Restructuring Programme	JPK	2,177,544	3,937,217,306			90,731	330,569,325	27,536,859	2,086,813	3,634,184,840
421	2003045	Power Sector Restructuring Project (Kerawalapitiya)	JPK	1,751,825	3,167,474,775			140,146	255,303,968	(105,431,836)	1,611,679	2,806,738,971
422	2006042	Pro - Poor Eastern Infrastructure Development Project	JPK	3,728,763	6,741,976,274			146,226	266,379,904	(236,608,287)	3,582,537	6,238,988,083
423	2003044	Pro-Poor Economic Advt. & Commu. Enht. (PEACE)	JPK	3,645,075	6,590,660,111			291,606	531,218,650	(219,375,194)	3,353,469	5,840,066,267
424	2007005	Pro-Poor Rural Development Project	JPK	3,262,578	5,899,067,287			197,732	360,208,384	(201,428,867)	3,064,846	5,337,430,036
425	2010013	Provincial /Rural Road Development Project (Central Province and Sabaragamuwa Province)	JPK	8,697,546	15,726,032,903			446,028	812,529,208	(543,485,117)	8,251,518	14,370,018,578
426	2010014	Provincial /Rural Road Development Project (Eastern Province)	JPK	3,827,094	6,919,768,660			129,732	236,332,784	(244,479,954)	3,697,362	6,438,955,922
427	2003043	Provincial Road Improvement Project	JPK	3,528,675	6,380,197,246			282,294	514,254,980	(212,369,775)	3,246,381	5,653,572,491
428	1999033	Reduction of Non Revenue Water Project	JPK	147,802	267,240,796			9,178	16,816,849	(9,010,251)	138,624	241,413,696
429	1999030	Road Network Improvement Project	JPK	1,413,986	2,556,628,097			144,494	264,756,356	(81,051,413)	1,269,492	2,210,820,328
430	2017015	Rural Infrastructure Development Project in Emerging Regions	JPK	591,930	1,070,268,579	1,443,970	2,640,646,629	-	-	(165,395,983)	2,035,900	3,545,519,225
431	1993026	Sri Lanka -Japan Friendship Bridge Widening Project	JPK	316,632	572,502,319			105,544	193,388,271	(11,504,296)	211,088	367,609,752
432	1995028	Samanalawewa Hydro Electric Power Project	JPK	764,340	1,382,003,188			152,868	280,100,036	(37,024,631)	611,472	1,064,878,521
433	1991007	Samanalawewa Hydro Electric Power (III) Project	JPK	79,609	143,941,033			79,609	144,848,576	907,543	-	-
434	2001043	Small & Micro Ind. Leader & Entrepr. Project II	JPK	2,194,122	3,967,191,988			208,964	384,002,695	(126,036,637)	1,985,158	3,457,152,656
435	1997055	Small & Micro Ind. Leader & Entrepr. Project	JPK	1,847,342	3,340,179,070			263,906	483,554,964	(99,070,312)	1,583,436	2,757,553,794
436	2004045	Small and Micro Industries Leader and Entrepreneur Promotion (SMI LE iii)	JPK	7,413,888	13,405,050,900			308,912	551,763,169	(479,972,652)	7,104,976	12,373,315,079
437	2003046	Small Scale Infrastructure Rehabilitation & Upgrading	JPK	5,850,325	10,577,972,633			468,026	852,602,964	(352,095,960)	5,382,299	9,373,273,709
438	2004044	Small Scale Infrastructure Rehabilitation & Upgrading (SIRUP II)	JPK	9,260,496	16,743,902,818			385,854	689,193,122	(599,520,653)	8,874,642	15,455,189,043
439	2001045	Southern Highway Construction Project	JPK	9,773,496	17,671,458,098			899,472	1,638,568,142	(578,777,178)	8,874,024	15,454,112,778

NOTE 29(II) - STATEMENT OF FOREIGN LOAN BALANCES (8343)

	Loan Key	Name of the Project	Loan Currency	Balance as at 01.01.2021		Accounted during the Year		Repayments during the year		Parity Adjustment	Closing Balance as at 31.12.2021	
				Loan Currency Amount	Rs.	Loan Currency Amount	Rs.	Loan Currency Amount	Rs.	Rs.	Loan Currency Amount	Rs.
440	2008013	Southern Highway Construction Project (II)	JPK	15,288,840	27,643,751,611			849,380	1,560,863,157	(936,568,857)	14,439,460	25,146,319,597
441	2005041	Sri Lanka Tsunami Affected Area Recovery & Take off (STAARI)	JPK	8,037,519	14,532,638,099			328,062	585,967,941	(520,650,797)	7,709,457	13,426,019,361
442	1998055	Telecom. Network Expansion - Colombo Metro	JPK	113,344	204,937,286			14,168	25,809,846	(6,412,437)	99,176	172,715,003
443	1997052	Telecom. Network Expand Project in Colombo	JPK	2,850,036	5,153,150,092			407,148	746,017,280	(152,843,359)	2,442,888	4,254,289,453
444	1993027	The Regional Telecommunications Dev. Project	JPK	1,394,706	2,521,767,919			464,902	851,839,935	(50,674,318)	929,804	1,619,253,666
445	2006043	Tourism Resources Improvement Project	JPK	947,595	1,713,346,494			172,290	313,860,693	(49,292,168)	775,305	1,350,193,633
446	1996055	Towns North of Colombo Water Supply Project	JPK	1,497,612	2,707,832,257			249,602	449,133,839	(85,289,006)	1,248,010	2,173,409,412
447	1997032	Transmission & Substation Dev. Project	JPK	844,494	1,526,929,601			120,642	221,052,337	(45,289,007)	723,852	1,260,588,257
448	1998053	Transmission & Substation Dev. Project II	JPK	1,121,132	2,027,118,769			131,944	240,362,385	(64,085,482)	989,188	1,722,670,902
449	1993025	Transmission Sys. Augmentation & Dev. Project	JPK	96,282	174,087,484			32,094	58,805,836	(3,498,246)	64,188	111,783,402
450	2002040	Upper Kotmale Hydro Power Project	JPK	23,013,557	41,610,811,949			1,070,398	1,949,944,037	(1,446,856,960)	21,943,159	38,214,010,952
451	2010017	Upper Kotmale Hydro Power Project II	JPK	4,399,689	7,955,077,666			149,142	271,691,981	(281,058,098)	4,250,547	7,402,327,587
452	1992010	Upper kotmale Hydro Electric Power (Eng. S)	JPK	75,222	136,008,898			50,148	91,354,612	(987,916)	25,074	43,666,370
453	1999034	Urgent Upgrading of Colombo Port Project	JPK	730,080	1,320,057,639			73,200	134,124,360	(41,976,768)	656,880	1,143,956,511
454	2005040	Vavuniya Kilinochchi Transmission Line Project	JPK	1,007,881	1,822,349,643			41,138	73,478,639	(65,288,063)	966,743	1,683,582,941
455	2011004	Vavuniya Kilinochchi Transmission Line Project - Phase II	JPK	1,364,401	2,466,972,577			44,807	81,623,870	(87,276,348)	1,319,594	2,298,072,359
456	1995029	Walawe Left Bank Irriga. Upgra & Exten. Project	JPK	608,600	1,100,409,660			121,720	223,027,556	(29,480,584)	486,880	847,901,520
457	1994019	Walawe L.B. Irrgat. Upgrading & Exp. Project	JPK	73,944	133,698,146			18,486	33,970,798	(3,147,242)	55,458	96,580,106
458	1996054	Walawe Left Bank Irriga. & Exten Project (II)	JPK	2,521,740	4,559,558,080			420,290	756,269,826	(143,613,092)	2,101,450	3,659,675,162
459	2007006	Water Sector Development Project	JPK	10,649,331	19,255,055,377			645,414	1,175,750,684	(657,483,242)	10,003,917	17,421,821,451
460	2008014	Water Sector Development Project (II)	JPK	7,260,696	13,128,064,434			403,372	741,256,556	(444,778,136)	6,857,324	11,942,029,742
	Government of Korea			-	-							
461	2006044	Administrative Complex in Hambantota Project	KRK	14,717,064	2,529,863,302			949,488	165,592,750	(43,057,238)	13,767,576	2,321,213,314
462	2003048	Balangoda -Bandarawela Road Rehabilitation Project	KRK	12,351,933	2,123,297,367			950,150	165,659,170	(35,297,501)	11,401,783	1,922,340,696

NOTE 29(II) - STATEMENT OF FOREIGN LOAN BALANCES (8343)

	Loan Key	Name of the Project	Loan Currency	Balance as at 01.01.2021		Accounted during the Year		Repayments during the year		Parity Adjustment	Closing Balance as at 31.12.2021	
				Loan Currency Amount	Rs.	Loan Currency Amount	Rs.	Loan Currency Amount	Rs.	Rs.	Loan Currency Amount	Rs.
463	2013031	Construction of Solid Waste Disposal Facilities Project	KRK	1,843,881	316,963,302			1,843,881	315,151,604	(1,811,698)	0	-
464	2014038	Deduru Oya Water Supply Project	KRK	52,662,108	9,052,616,353	11,015,067	1,886,395,576	-	-	(203,040,234)	63,677,175	10,735,971,695
465	2013033	Establishment of Colombo Central Vocational Training Center & Gampaha College of Technology Project in Sri Lanka	KRK	17,778,081	3,056,052,249	2,578,250	454,207,335	-	-	(78,182,120)	20,356,331	3,432,077,464
466	1996039	Expansion of Telecom Centre Gampaha	KRK	277,039	47,623,004			277,039	49,383,628	1,760,624	-	0
467	2001048	Greater Galle Water Supply Project	KRK	19,390,646	3,333,252,047			1,762,786	307,659,462	(53,535,390)	17,627,860	2,972,057,195
468	2005042	Greater Galle Water Supply Project Phase II	KRK	11,236,398	1,931,536,816			774,924	135,148,413	(32,583,887)	10,461,474	1,763,804,516
469	2007013	Greater Galle Water Supply Project Phase II (Supplementary)	KRK	5,563,338	956,337,802			337,172	58,803,522	(16,402,693)	5,226,166	881,131,587
470	2010041	Hatton - Nuwara Eliya Road Improvement Project	KRK	42,917,197	7,377,466,206			1,430,609	250,879,611	(131,947,858)	41,486,588	6,994,638,737
471	2015011	Hatton-Nuwara Eliya Improvement Project (Supplementary Loan)	KRK	18,826,696	3,236,309,085			-	-	(62,128,098)	18,826,696	3,174,180,987
472	1996038	Horana Area Telecom. Facility Improvement	KRK	251,598	43,249,696			251,598	44,848,639	1,598,943	-	(0)
473	1996043	Housing Project for Public Servants	KRK	2,449,620	421,089,678			408,270	71,182,097	(5,735,971)	2,041,350	344,171,610
474	2008041	Improvement of Padeniya-Anuradhapura Road Project	KRK	68,294,808	11,739,877,495			3,794,156	661,708,968	(203,358,600)	64,500,652	10,874,809,927
475	2012027	Improvement of Padeniya-Anuradhapura Road Project (Supplementary Loan)	KRK	12,923,423	2,221,536,393			-	-	(42,647,296)	12,923,423	2,178,889,097
476	2008040	Lanka Government Network Stage II Project	KRK	7,495,488	1,288,474,387			416,416	72,623,846	(22,319,002)	7,079,072	1,193,531,539
477	2001050	Medical Equipment Project	KRK	211,362	36,333,128			211,362	36,851,080	517,952	-	-
478	1996042	Ratnapura-Balangoda Road Rehabilitation	KRK	7,353,588	1,264,081,777			1,225,598	213,683,679	(17,218,985)	6,127,990	1,033,179,113
479	2005046	Re-Engineering Government Component of e-Sri Lanka Project	KRK	10,824,480	1,860,728,112			721,632	127,822,286	(29,565,653)	10,102,848	1,703,340,173
480	2009004	Ruhunupura Water Supply Development Project	KRK	80,519,659	13,841,329,082			4,352,414	770,940,740	(228,591,135)	76,167,245	12,841,797,207
481	2014039	Ruwanwella Water Supply Project	KRK	6,876,942	1,182,146,328	1,670,820	277,450,474	-	-	(18,444,205)	8,547,762	1,441,152,597
482	2007016	Upgrading of Niyagama National Vocational Training Centre Project	KRK	5,299,154	910,924,573			460,796	80,363,814	(14,813,600)	4,838,358	815,747,159

NOTE 29(II) - STATEMENT OF FOREIGN LOAN BALANCES (8343)

	Loan Key	Name of the Project	Loan Currency	Balance as at 01.01.2021		Accounted during the Year		Repayments during the year		Parity Adjustment	Closing Balance as at 31.12.2021	
				Loan Currency Amount	Rs.	Loan Currency Amount	Rs.	Loan Currency Amount	Rs.	Rs.	Loan Currency Amount	Rs.
	Government of Kuwait			-	-							
483	1995013	Bridges Reconstruction & Rehabilitation Project	KWD	328,001	201,025,464			82,000	54,126,050	16,087,577	246,001	162,986,991
484	2016017	Building Complex for the Faculty of Healthcare Sciences, Eastern University	KWD	2,191,175	1,342,932,657	2,322,931	1,496,267,030	-	-	151,608,985	4,514,106	2,990,808,672
485	2017033	Kalu Ganga Development Project (Supplementary)	KWD	2,766,472	1,695,522,461	183,847	114,190,989	-	-	145,012,964	2,950,320	1,954,726,414
486	2009002	Kalu Ganga Development Project	KWD	7,593,750	4,654,076,545			812,500	531,477,931	370,300,330	6,781,250	4,492,898,944
487	2014002	Reconstruction of 25 Bridges Project	KWD	3,595,005	2,203,315,490	2,341,922	1,496,885,475	500,000	330,036,887	232,057,223	5,436,927	3,602,221,301
488	1999017	Rehabilitation of Irrigation Schemes - Hambanthota	KWD	384,000	235,346,882			96,000	62,796,162	18,262,904	288,000	190,813,624
489	2000023	Rural Electrification Project V	KWD	574,750	352,254,217			114,950	76,535,185	28,920,216	459,800	304,639,248
490	2007041	South Eastern University of Sri Lanka Development Project Phase I "A"	KWD	1,200,000	735,459,000			100,000	66,007,377	59,350,407	1,100,000	728,802,030
491	2011030	South Eastern University of Sri Lanka Development Project Phase I "B"	KWD	2,308,498	1,414,838,261	55,903	35,634,934	150,000	99,011,066	115,683,269	2,214,401	1,467,145,398
492	2005048	Strengthening of Tertiary Education & Administrative Infrastructure in Tsunami Affected Areas	KWD	3,314,248	2,031,244,116	83,405	54,247,280	300,000	198,022,132	164,872,162	3,097,653	2,052,341,426
				-	-							
	Government of Pakistan			-	-							
493	1991003	Pakistan Line of Credit (Pakistan)	USD	560,000	104,388,992			80,000	31,953,680	23,772,912	480,000	96,208,224
494	2006071	Pakistan Line of Credit	USD	5,329,480	993,458,852	55,860	9,950,164	3,759,839	745,053,280	67,449,515	1,625,501	325,805,251
	Government of Russia											
495	2010018	Russian Line of Credit (Russia)	USD	70,831,830	13,203,633,923			23,610,610	4,567,472,501	828,567,136	47,221,220	9,464,728,558
	Government of Spain											
496	2007001	Design Supply & Setting-up of Two Water Treatment Plants at Galle & Negambo	EUR	12,937,325	2,968,105,678			8,101	1,870,433	(33,098,477)	12,929,224	2,933,136,768
497	2016023	Implementation of Anamadawa Integrated Water Supply Project	EUR	11,472,411	2,632,022,345	4,576,929	1,074,828,567	422,220	99,353,029	(62,313,768)	15,627,121	3,545,184,116
498	2015032	Supply of Three Flyovers in Ganemulla, Polgahawela and Rajagiriya (Bilateral Portion)	EUR	37,074,467	8,505,694,753			1,044,351	247,742,240	(84,124,320)	36,030,116	8,173,828,193
499	2006086	The Supply & Construction of Pre-Fabricated Metal Bridges	EUR	1,220,605	280,033,660			1,220,605	289,284,813	9,251,153	(0)	(0)
500	2006087	The Supply & Construction of Pre-Fabricated Metal Bridges	EUR	6,980,000	1,601,364,862			-	-	(17,875,082)	6,980,000	1,583,489,780

NOTE 29(II) - STATEMENT OF FOREIGN LOAN BALANCES (8343)

	Loan Key	Name of the Project	Loan Currency	Balance as at 01.01.2021		Accounted during the Year		Repayments during the year		Parity Adjustment	Closing Balance as at 31.12.2021	
				Loan Currency Amount	Rs.	Loan Currency Amount	Rs.	Loan Currency Amount	Rs.	Rs.	Loan Currency Amount	Rs.
	Government of the United States of America											
501	1986011	Agricultural Planning & Analysis Project	USD	393,436	73,339,823			47,522	9,363,096	5,356,190	345,914	69,332,917
502	1979018	Agricultural Inputs Project	USD	52	9,722			-	-	753	52	10,475
503	1984014	Diversified Agriculture Research Project	USD	553,374	103,153,496			51,157	10,143,340	7,651,205	502,217	100,661,361
504	1984074	Diversified Agriculture Research Project	USD	430,513	80,251,173			81,053	16,267,116	6,059,603	349,460	70,043,660
505	2001047	Import of Wheat- PL 480 Title 1, FY 2001	USD	3,283,197	612,014,651			298,472	59,694,472	45,919,651	2,984,725	598,239,830
506	2000031	Import of Wheat- PL 480-Title 1, 2000	USD	1,911,535	356,325,588			191,153	38,800,317	27,297,471	1,720,382	344,822,742
507	1986010	Irrigation System Management Project	USD	2,693,420	502,075,503			308,772	62,015,422	37,903,865	2,384,648	477,963,946
508	1987027	Irrigation System Management Project	USD	1,397,597	260,523,418			137,445	27,489,065	19,542,743	1,260,152	252,577,096
509	1980028	Jaffna Market Town Water Supply	USD	216,965	40,444,242			143,565	28,788,833	3,056,476	73,400	14,711,885
510	1981084	Mahaweli Sector Support	USD	1,376,182	256,531,652			910,608	183,038,915	19,823,931	465,574	93,316,668
511	1987009	Mahaweli Agriculture & Rural Development	USD	1,198,519	223,413,702			124,362	24,502,654	16,386,391	1,074,157	215,297,439
512	1988087	Mahaweli Agriculture & Rural Development	USD	228,204	42,539,101			23,948	4,785,950	3,186,691	204,256	40,939,842
513	1984008	Mahaweli Basin. Dev. Ph-2 (Mad.Oya Sys.B)	USD	2,127,447	396,573,476			328,712	64,689,299	28,643,209	1,798,735	360,527,386
514	1981024	Mahaweli Basin Dev. Phase 2 Maduruoya	USD	1,830,030	341,132,515			1,210,915	243,028,571	25,987,646	619,115	124,091,590
515	1982093	Mahaweli Basin Development Phase 2	USD	4,146,324	772,908,798			1,140,905	220,209,238	49,687,935	3,005,419	602,387,495
516	1980026	Mahaweli Basin Development Phase I	USD	235,085	43,821,707			235,085	43,490,694	(331,013)	(0)	-
517	1983083	Mahaweli Dev. Phase 2- Maduroya Sys.B. Project	USD	3,362,405	626,779,771			708,757	136,439,632	41,540,826	2,653,648	531,880,965
518	1984006	Mahaweli Dev. Phase 2- Maduroya Sys. B. Project	USD	5,648,937	1,053,008,095			1,063,525	209,694,694	75,758,115	4,585,412	919,071,516
519	1984084	Mahaweli Dev. Phase 2- Maduroya Sys. B. Project	USD	54,524	10,163,612			7,717	1,530,753	748,874	46,807	9,381,733
520	1982100	Mahaweli Development Phase 2 & Maduruoya Project	USD	420,300	78,347,476			88,595	17,054,956	5,192,459	331,705	66,484,979
521	1987010	Mahaweli Downstream Support Project	USD	1,349,105	251,484,251			124,718	25,036,258	18,960,637	1,224,387	245,408,630
522	1983082	Mahaweli Sec. Support	USD	3,386,701	631,308,799			713,879	140,961,271	45,376,386	2,672,822	535,723,914
523	1982094	Mahaweli Sec. Support (Rupee Expenditure)	USD	2,148,069	400,417,991			694,811	138,343,143	29,207,191	1,453,258	291,282,039
524	1979068	Malaria Control Project	USD	292,562	54,535,716			193,585	38,572,352	3,874,913	98,977	19,838,277
525	1983084	Malaria Control Project	USD	903,165	168,357,473			215,809	42,897,334	12,309,277	687,356	137,769,416
526	1984007	Malaria Control Project	USD	832,917	155,262,427			128,694	25,828,301	11,716,035	704,223	141,150,161
527	1984072	Malaria Control Project	USD	472,665	88,108,586			61,644	12,368,925	6,642,798	411,021	82,382,459
528	1997013	PL 480 Title 1 for FY 1997	USD	2,674,607	498,568,857			382,087	76,379,161	37,308,883	2,292,520	459,498,579
529	1998007	PL 480 Title 1 for FY 1998	USD	3,055,850	569,635,388			381,981	76,314,991	42,613,171	2,673,869	535,933,568

NOTE 29(II) - STATEMENT OF FOREIGN LOAN BALANCES (8343)

	Loan Key	Name of the Project	Loan Currency	Balance as at 01.01.2021		Accounted during the Year		Repayments during the year		Parity Adjustment	Closing Balance as at 31.12.2021	
				Loan Currency Amount	Rs.	Loan Currency Amount	Rs.	Loan Currency Amount	Rs.	Rs.	Loan Currency Amount	Rs.
530	1983013	Private Enterprise Promotion Project	USD	209,930	39,132,755			44,251	8,779,363	2,854,350	165,679	33,207,742
531	1980027	Reforestation & Watershed Management Project	USD	78,136	14,565,188			78,136	15,429,118	863,930	0	-
532	1980115	Reforestation & Watershed Management Project	USD	492,547	91,814,854			83,660	16,402,643	6,542,495	408,887	81,954,706
533	1981026	Supply of Wheat PL 480-Title 1 -1981	USD	546,392	101,852,089			546,392	109,296,862	7,444,773	0	-
534	1982019	Supply of Wheat PL 480-Title 1 -1982	USD	1,074,794	200,350,437			537,397	107,479,404	14,841,502	537,397	107,712,535
535	1982018	Supply of Wheat PL 480-Title 1 -1983	USD	2,045,414	381,282,084			681,805	136,292,786	28,324,090	1,363,609	273,313,388
536	1983016	Supply of Wheat PL 480-Title 1 -1984	USD	2,927,927	545,789,702			731,982	146,030,405	40,382,416	2,195,945	440,141,713
537	1984016	Supply of Wheat PL 480-Title 1 -1985	USD	3,923,109	731,299,680			829,696	162,749,405	51,474,280	3,093,413	620,024,555
538	1985009	Supply of Wheat PL 480-Title 1 -1986	USD	5,962,157	1,111,395,001			1,063,290	213,285,683	83,789,287	4,898,867	981,898,605
539	1986004	Supply of Wheat PL 480-Title 1 -1987	USD	4,961,191	924,806,576			727,614	145,675,842	69,421,199	4,233,577	848,551,933
540	1987026	Supply of Wheat PL 480-Title 1 -1988	USD	6,379,703	1,189,229,072			797,463	159,492,588	89,133,232	5,582,240	1,118,869,716
541	1988046	Supply of Wheat PL 480-Title 1 -1989	USD	9,656,107	1,799,977,831			1,106,112	221,682,122	135,412,453	8,549,995	1,713,708,162
542	1989054	Supply of Wheat PL 480-Title 1 -1990	USD	11,579,713	2,158,553,297			1,157,971	233,149,164	163,465,006	10,421,742	2,088,869,139
543	1991042	Supply of Wheat PL 480-Title 1 -1991	USD	204,790	38,174,656			204,790	40,954,341	2,779,685	-	-
544	1992024	Supply of Wheat PL 480-Title 1 -1992	USD	1,080,817	201,473,252			540,409	108,087,154	14,930,390	540,408	108,316,488
545	1993006	Supply of Wheat PL 480-Title 1 -1993	USD	1,237,877	230,750,185			412,625	82,740,521	17,398,624	825,252	165,408,288
546	1994002	Supply of Wheat PL 480-Title 1 -1994	USD	2,987,942	556,976,659			746,985	150,853,659	43,040,365	2,240,957	449,163,365
547	1994040	Supply of Wheat PL 480-Title 1 -1995	USD	4,053,622	755,628,552			810,725	162,146,379	56,503,831	3,242,897	649,986,004
548	1995055	Supply of Wheat PL 480-Title 1 -1996	USD	2,389,079	445,343,851			398,180	79,609,913	33,309,490	1,990,899	399,043,428
549	1980034	Water Management Project	USD	294,210	54,843,249			62,016	12,279,269	3,975,578	232,194	46,539,558
550	1983089	Water Management Project	USD	249,903	46,583,866			42,446	8,468,719	3,466,259	207,457	41,581,406
551	1984013	Water Supply & Sanitation Project	USD	342,870	63,913,443			64,552	12,742,115	4,612,921	278,318	55,784,249
552	1984068	Water Supply & Sanitation Project	USD	1,000,001	186,408,405			130,418	25,665,711	13,551,139	869,583	174,293,833
553	1986002	Water Supply & Sanitation Project	USD	376,812	70,240,868			32,835	6,582,029	5,285,849	343,977	68,944,688
554	1989019	Water Supply & Sanitation Project	USD	667	124,312			52	10,416	9,347	615	123,243
		HSBC (With Guarantee of EKF Denmark)		-	-							
555	2015019	Establishment of Dairy Processing Plant at Badalgama	EUR	40,392,556	9,266,937,262	245,863	57,678,570	7,722,328	1,745,028,843	(112,209,366)	32,916,092	7,467,377,623
		HSBC Limited (Hong Kong)		-	-							
556	2018015	Procurement of 09 Nos Diesel Multiple Unit for Upcountry Line	USD	79,787,807	14,873,101,448			6,137,524	1,208,765,019	1,097,669,705	73,650,283	14,762,006,134
		HSBC Bank PLC (UK)		-	-							
557	2012023	Construction of 210 Permanent Rural Steel Bridges	USD	26,485,746	4,937,160,088			4,414,291	871,270,659	357,976,034	22,071,455	4,423,865,464
558	2013012	Modernization of Processing Factories of MILCO (Pvt) Ltd	USD	5,448,885	1,015,716,379			5,448,885	1,092,747,772	77,031,393	(0)	-

NOTE 29(II) - STATEMENT OF FOREIGN LOAN BALANCES (8343)

	Loan Key	Name of the Project	Loan Currency	Balance as at 01.01.2021		Accounted during the Year		Repayments during the year		Parity Adjustment	Closing Balance as at 31.12.2021	
				Loan Currency Amount	Rs.	Loan Currency Amount	Rs.	Loan Currency Amount	Rs.	Rs.	Loan Currency Amount	Rs.
559	2007027	Regional Bridge Project HSBC Bank Plc (UK)	JPK	2,240,000	4,050,143,998			1,680,000	3,008,040,000	(66,864,000)	560,000	975,239,998
560	2013027	Regional Bridges Project-Phase II-Buyer's Credit Facility	USD	38,681,605	7,210,568,328			5,951,016	1,187,825,797	537,573,735	32,730,589	6,560,316,266
561	2008037	The Development of the Dikkowita Fisheries Harbour (Netherlands)	EUR	1,687,437	387,165,003			1,687,437	390,850,064	3,685,061	-	(0)
562	2019018	Upgrading Health Facilities in Selected Hospitals of Sri Lanka	USD	39,748,640	7,409,543,943	10,396,537	2,100,000,000	-	-	541,244,437	50,145,177	10,050,788,380
		IBRD of World Bank										
563	2017019	Accelerating Higher Education Expansion and Development Operation (AHEAD) Programme	USD	24,981,484	4,656,753,518	12,077,500	2,364,062,520	-	-	407,057,005	37,058,984	7,427,873,043
564	2021030	Additional Financing for Water Supply & Sanitation Improvement Project	USD			100,000	19,998,150	-	-	45,230	100,000	20,043,380
565	2021025	Climate Resilience Multiphase Program	USD					-	-		-	-
566	2020010	Covid 19 Emergency Response and Health System Preparedness Project	USD	87,500	16,310,718	1,288,332	258,849,004	-	-	603,430	1,375,832	275,763,152
567	2014013	Disaster Risk Management Dev. Policy Loan with a Catastrophe Differed Draw Down Option CAT-DDC	USD	78,009,600	14,541,629,119			5,997,600	1,202,470,819	1,094,480,506	72,012,000	14,433,638,806
568	2019022	Framework Development & Infrastructure Financing to Support Public Partnership Project	USD	382,103	71,227,869			-	-	5,358,539	382,103	76,586,408
569	2021032	Inclusive Connectivity & Development Project	USD			1,250,000	251,768,125	-	-	(1,225,875)	1,250,000	250,542,250
570	2012011	Metro Colombo Urban Development	USD	151,558,585	28,251,762,965	11,000,000	2,185,849,800	10,043,262	2,013,831,975	2,145,444,977	152,515,323	30,569,225,767
571	2018036	PPF-Programmatic Preparation Advance No - P 4940	USD	250,000	46,602,050			-	-	3,506,400	250,000	50,108,450
572	2019001	Primary Health Care System Strengthening Project	USD	55,716,857	10,386,179,349	42,468,058	8,516,682,669	-	-	776,713,668	98,184,915	19,679,575,686
573	2021012	Second Additional Financing for the Covid 19 Emergency Response & Health System Preparedness Project	USD	-	-	53,968,671	10,854,691,036	-	-	(37,545,184)	53,968,671	10,817,145,852
											-	-
		IDA of World Bank		-	-						-	-
574	2011037	2nd & 3rd Additional Financing for Community Livelihood in Conflict Affected Areas	XDR	30,296,196	8,133,865,198			1,514,810	435,079,246	375,115,348	28,781,386	8,073,901,300
575	1991030	2nd Power Distribution & Transmission Project	XDR	13,373,959	3,590,615,166			1,273,708	361,429,443	165,238,466	12,100,251	3,394,424,189

NOTE 29(II) - STATEMENT OF FOREIGN LOAN BALANCES (8343)

	Loan Key	Name of the Project	Loan Currency	Balance as at 01.01.2021		Accounted during the Year		Repayments during the year		Parity Adjustment	Closing Balance as at 31.12.2021	
				Loan Currency Amount	Rs.	Loan Currency Amount	Rs.	Loan Currency Amount	Rs.	Rs.	Loan Currency Amount	Rs.
576	1981001	2nd Rural Development Project	XDR	6,853,240	1,839,944,851			685,318	188,529,745	78,841,827	6,167,922	1,730,256,933
577	1988085	2nd Smallholder Rubber Rehabilitation P	XDR	2,787,883	748,485,426			371,710	106,248,674	35,560,310	2,416,173	677,797,062
578	1986013	2nd Vocational Training Project	XDR	4,650,049	1,248,436,320			299,998	85,200,122	57,062,293	4,350,051	1,220,298,491
579	1988086	3rd Industrial Development Project	XDR	8,968,711	2,407,902,518			1,195,824	339,148,073	111,735,488	7,772,887	2,180,489,933
580	1977005	4th Development Finance Corporation Project	USD	1,470,952	274,197,503			226,300	45,194,486	20,467,301	1,244,652	249,470,318
581	1986014	9th Power Project	XDR	16,229,539	4,357,275,784			1,014,344	290,397,233	201,365,536	15,215,195	4,268,244,087
582	2017017	Accelerating Higher Education Expansion and Development Operation (AHEAD) Programme	XDR	11,561,600	3,104,036,398			-	-	139,282,595	11,561,600	3,243,318,993
583	2020016	Add Financing for the COVID 19 Emergency Response & Health Systems Preparedness Non Concessional Loan	USD	10,199,233	1,764,059,672	25,304,692	5,017,694,028	-	-	334,432,974	35,503,925	7,116,186,675
584	2020015	Add Financing for the COVID 19 Emergency Response & Health Systems Preparedness Non Concessional Loan	XDR	13,192,360	3,541,859,624	19,857,110	5,561,771,916	-	-	167,574,095	33,049,470	9,271,205,635
585	2016028	Additional Financing for Climate Resilience Improvement Project	XDR	26,559,049	7,130,522,973	1,917,039	542,000,800	503,250	143,383,978	317,943,452	27,972,838	7,847,083,247
586	2014020	Additional Financing for Dam Safety & Water Resources Planning Project	XDR	50,966,222	13,683,314,390			1,716,796	474,781,932	607,167,760	49,249,426	13,815,700,218
587	2008035	Additional Financing For Education Sector Development Project	XDR	4,372,405	1,173,895,403			582,988	165,446,024	54,577,204	3,789,417	1,063,026,583
588	2012004	Additional Financing for E-Sri Lanka Development Project	XDR	6,159,507	1,653,692,677			234,175	67,008,898	75,520,567	5,925,332	1,662,204,346
589	2009014	Additional Financing For Health Sector Development Project	XDR	13,104,920	3,518,384,012			1,541,755	438,440,126	163,814,037	11,563,165	3,243,757,923
590	2008034	Additional Financing For North East Housing Reconstructions Project	XDR	19,646,156	5,274,562,616			2,619,487	724,422,493	226,267,752	17,026,669	4,776,407,875
591	2015031	Additional Financing for North East Local Services Improvement Project (NELSIP)	XDR	14,065,337	3,776,235,064			469,325	133,671,274	171,458,901	13,596,012	3,814,022,691
592	2008036	Additional Financing For Road Sector Assistance Project	XDR	44,692,265	11,998,894,354			5,958,969	1,690,025,230	556,792,669	38,733,296	10,865,661,793
593	2016027	Additional Financing for Strategic Cities Development Project	XDR	7,153,679	1,920,606,065	8,505,799	2,399,944,450	349,601	100,411,288	74,665,625	15,309,877	4,294,804,852
594	1975002	Agricultural Development Project	USD	3,099,258	577,727,198			619,852	122,658,207	41,887,715	2,479,406	496,956,706
595	1979003	Agricultural Extension & Research Project	USD	2,029,703	378,353,247			238,786	47,278,494	27,885,508	1,790,917	358,960,261
596	1987005	Agricultural Research Project	XDR	5,872,948	1,576,760,128			367,056	104,156,404	71,937,180	5,505,892	1,544,540,904
597	2017001	Agriculture Sector Modernization Project	XDR	33,675,138	9,041,037,172	9,952,150	2,816,447,968	1,471,800	418,364,121	386,551,499	42,155,488	11,825,672,518

NOTE 29(II) - STATEMENT OF FOREIGN LOAN BALANCES (8343)

	Loan Key	Name of the Project	Loan Currency	Balance as at 01.01.2021		Accounted during the Year		Repayments during the year		Parity Adjustment	Closing Balance as at 31.12.2021	
				Loan Currency Amount	Rs.	Loan Currency Amount	Rs.	Loan Currency Amount	Rs.	Rs.	Loan Currency Amount	Rs.
598	2014010	Climate Resilience Improvement Management- CRIP	XDR	60,344,483	16,201,172,246	4,808,905	1,332,803,200	2,366,100	677,057,288	756,492,067	62,787,288	17,613,410,225
599	2019021	Climate Smart Irrigated Agriculture Project	USD	6,612,500	1,232,624,223	23,116,565	4,594,464,427	-	-	131,620,891	29,729,065	5,958,709,541
600	1995023	Colombo Environmental Improvement Project	XDR	10,262,665	2,755,300,757			707,764	201,582,439	126,671,196	9,554,901	2,680,389,514
601	1993017	Colombo Urban Transport Project	XDR	5,015,279	1,346,492,553			401,220	114,808,725	62,675,509	4,614,059	1,294,359,337
602	1992041	Community Water Supply & Sanitation Project	XDR	7,992,848	2,145,904,690			666,068	189,164,847	98,605,897	7,326,780	2,055,345,740
603	2016030	Competitiveness Transparency and Fiscal Sustainability Development Policy Financing	USD	100,000,000	18,640,820,000			-	-	1,402,560,000	100,000,000	20,043,380,000
604	1981002	Construction Industry Project	XDR	3,185,751	855,304,311			303,400	86,166,299	39,433,723	2,882,351	808,571,735
605	2020009	Covid 19 Emergency Response & Health Systems Preparedness Project	USD	53,671,786	10,004,860,961	27,705,270	5,528,850,437	-	-	777,001,106	81,377,056	16,310,712,505
606	1974001	Dairy Development Project	USD	435,514	81,183,377			124,000	24,881,927	6,136,480	311,514	62,437,930
607	2008031	Dam Safety & Water Resources Planning	XDR	30,825,000	8,275,837,433			4,110,000	1,165,638,574	384,029,188	26,715,000	7,494,228,047
608	2001020	Distance Learning Project	XDR	849,160	227,980,818			42,456	12,092,144	10,412,046	806,704	226,300,720
609	1988045	Distribution & Transmission Project	XDR	4,112,089	1,104,005,756			548,276	156,717,862	52,451,015	3,563,813	999,738,909
610	2004021	E - Sri Lanka Development Project	XDR	26,225,519	7,040,977,051			596,034	163,968,011	312,704,186	25,629,485	7,189,713,226
611	2015030	Early Childhood Development Project	XDR	18,891,878	5,072,055,487	2,555,975	724,076,822	1,174,800	334,601,720	225,569,544	20,273,053	5,687,100,133
612	2003020	Economic Reform Technical Assistance Project	XDR	9,114,736	2,447,106,598			217,017	62,130,081	111,056,437	8,897,719	2,496,032,954
613	1990009	Economic Restructuring Credit	XDR	30,342,062	8,146,179,214			3,193,678	908,209,355	377,833,338	27,148,384	7,615,803,197
614	2016029	Ecosystem Conservation and Management Project	XDR	15,080,957	4,048,906,555	4,850,736	1,369,570,400	416,718	118,377,122	174,340,405	19,514,975	5,474,440,238
615	1988007	Emergency Reconstruction & Rehabilitation Project	XDR	9,311,211	2,499,856,141			1,330,158	380,209,095	119,238,543	7,981,053	2,238,885,589
616	2010002	Emergency Additional Financing for Community Livelihoods in Conflict Affected Areas	XDR	6,837,674	1,835,765,815			759,742	217,506,941	86,753,815	6,077,932	1,705,012,689
617	2010003	Emergency Northern Recovery Project	XDR	36,805,866	9,881,568,991			4,089,541	1,159,836,095	456,017,555	32,716,325	9,177,750,451
618	1997023	Energy Services Delivery Project	XDR	11,147,011	2,992,729,338			675,574	191,599,786	136,371,395	10,471,437	2,937,500,947
619	1997022	Environmental Action 1 Project	XDR	6,875,439	1,845,904,767			416,692	118,178,169	84,114,016	6,458,747	1,811,840,614
620	1973001	Fifth Power Project	USD	450,000	83,883,690			180,000	35,639,145	5,872,581	270,000	54,117,126
621	2017024	Financial Sector Modernization Project	XDR	5,052,283	1,356,427,324	750,000	211,388,265	-	-	59,870,413	5,802,283	1,627,686,002
622	1983001	Forest Resources Development Project	XDR	1,644,884	441,615,312			137,068	39,039,144	20,404,047	1,507,816	422,980,215
623	1989069	Forest Sector Development Project	XDR	2,700,022	724,896,789			317,640	90,851,238	34,272,411	2,382,382	668,317,962
624	1991023	Forth Small & Medium Industries Project	XDR	13,756,477	3,693,312,770			1,310,140	371,569,277	169,766,399	12,446,337	3,491,509,892
625	1985006	Forth Tree Crops Project	XDR	24,577,500	6,598,520,503			1,695,000	481,383,903	301,979,001	22,882,500	6,419,115,601

NOTE 29(II) - STATEMENT OF FOREIGN LOAN BALANCES (8343)

	Loan Key	Name of the Project	Loan Currency	Balance as at 01.01.2021		Accounted during the Year		Repayments during the year		Parity Adjustment	Closing Balance as at 31.12.2021	
				Loan Currency Amount	Rs.	Loan Currency Amount	Rs.	Loan Currency Amount	Rs.	Rs.	Loan Currency Amount	Rs.
626	2018033	General Education Modernization Project	USD	20,016,194	3,731,182,694	23,256,750	4,613,669,968	-	-	328,507,961	43,272,944	8,673,360,623
627	1990003	General Education Project	XDR	13,860,000	3,721,106,466			1,540,000	436,992,892	171,955,658	12,320,000	3,456,069,232
628	1988014	Health & Family Planning Project	XDR	2,411,305	647,382,577			321,496	91,895,624	30,756,918	2,089,809	586,243,871
629	1997002	Health Services Project	XDR	6,401,758	1,718,731,846			400,106	114,365,314	79,247,518	6,001,652	1,683,614,050
630	2010024	Higher Education for the Twenty First Century Project	XDR	22,252,639	5,974,346,081			2,472,515	707,507,945	281,982,856	19,780,124	5,548,820,992
631	2003022	Improving Relevance & Quality of Undergraduate Education	XDR	24,402,175	6,551,449,607			574,169	157,952,808	290,857,046	23,828,006	6,684,353,845
632	1983003	Industrial Development Project	XDR	8,662,500	2,325,691,541			693,000	197,377,418	107,330,661	7,969,500	2,235,644,784
633	1979001	Kurunegala Rural Development Project	USD	4,368,516	814,327,251			513,938	101,932,510	60,193,025	3,854,578	772,587,766
634	2001021	Land Titling & Related Services Project	XDR	2,571,426	690,371,631			128,570	36,618,779	31,529,639	2,442,856	685,282,491
635	2000036	Legal & Judicial Reforms Project	XDR	9,209,334	2,472,504,390			472,274	134,013,099	112,473,364	8,737,060	2,450,964,655
636	2019027	Local Development Support Project	USD	2,403,360	448,006,064	24,209,868	4,798,042,224	-	-	88,142,166	26,613,228	5,334,190,454
637	2001024	Mahaweli Ganga T.A	EUR	185,670	42,596,532			20,357	5,061,533	(31,890)	165,313	37,503,109
638	1980001	Mahaweli Ganga T.A. Project	USD	529,517	98,706,357			55,732	10,764,878	7,021,049	473,785	94,962,528
639	1998017	Mahaweli Restructuring & Rehabilitation Project	XDR	29,152,967	7,826,933,299			1,665,882	473,114,324	356,998,408	27,487,085	7,710,817,383
640	1970016	Mahaweli Ganga Development Project	USD	(3,295)	(614,187)			-	-	614,187	-	0
641	1977002	Mahaweli Ganga Development Project (Phase 2)	USD	2,036,094	379,544,606			339,340	67,830,859	28,373,093	1,696,754	340,086,840
642	1980110	Mahaweliganga T.A. Project	DKK	76,140	2,347,465			8,460	284,920	1,980	67,680	2,064,525
643	1980120	Mahaweli Ganga T.A. Project	GBP	74,924	19,057,346			8,325	2,419,948	1,384,005	66,599	18,021,403
644	1985005	Major Irrigation Rehabilitation Project	XDR	4,656,366	1,250,132,168			332,596	94,377,978	57,171,688	4,323,770	1,212,925,878
645	1986008	Municipal Management Project	XDR	4,087,702	1,097,458,343			263,720	75,463,229	50,727,690	3,823,982	1,072,722,804
646	1991043	National Irrigation Rehabilitation Project	XDR	7,368,803	1,978,362,304			701,780	199,032,077	90,937,145	6,667,023	1,870,267,372
647	2005020	North East Housing Reconstruction Project	XDR	44,968,000	12,072,923,200			1,022,000	282,635,362	537,668,206	43,946,000	12,327,956,044
648	2010043	North East Local Services Improvement Project Pura Neguma	XDR	31,304,434	8,404,555,018			3,295,204	934,553,872	387,291,072	28,009,230	7,857,292,218
649	1999058	North-East Irrigated Agriculture Project	XDR	14,176,427	3,806,060,065			746,126	211,721,920	173,198,260	13,430,301	3,767,536,405
650	1991009	Poverty Alleviation Project	XDR	11,052,047	2,967,232,486			1,052,568	298,519,191	136,391,453	9,999,479	2,805,104,748
651	2003021	Poverty Reduction Support Credit	XDR	77,095,000	20,698,319,120			1,814,000	499,028,126	918,919,060	75,281,000	21,118,210,054
652	1993013	Private Finance Development Project	XDR	19,702,771	5,289,762,434			1,576,218	447,314,881	242,505,447	18,126,553	5,084,953,000
653	1975001	Private Sector Industrial Project	USD	560,651	104,509,836			124,589	24,985,726	7,877,475	436,062	87,401,585
654	1996035	Private Sector Infrastructure Development Project	XDR	24,487,874	6,574,457,790			1,579,858	452,074,878	303,890,469	22,908,016	6,426,273,381
655	1974002	Programme Credit Project	USD	1,575,000	293,592,915			450,000	89,950,748	21,845,858	1,125,000	225,488,026
656	2010001	Provincial Roads Project	XDR	56,652,446	15,209,941,001			6,294,716	1,785,246,718	701,912,840	50,357,730	14,126,607,123

NOTE 29(II) - STATEMENT OF FOREIGN LOAN BALANCES (8343)

	Loan Key	Name of the Project	Loan Currency	Balance as at 01.01.2021		Accounted during the Year		Repayments during the year		Parity Adjustment	Closing Balance as at 31.12.2021	
				Loan Currency Amount	Rs.	Loan Currency Amount	Rs.	Loan Currency Amount	Rs.	Rs.	Loan Currency Amount	Rs.
657	1990047	Public Manufacturing Ent. Adj. Credit	XDR	37,703,191	10,122,481,100			3,770,316	1,069,977,916	466,519,986	33,932,875	9,519,023,170
658	2008033	Public Sector Capacity Building Project	XDR	6,782,413	1,820,929,067			904,681	256,576,858	84,498,891	5,877,732	1,648,851,100
659	2007021	Puttalam Housing Project	XDR	9,424,517	2,530,276,689			1,570,753	445,481,822	118,383,347	7,853,764	2,203,178,214
660	2008020	Renewable Energy for Rural Economic Development Project	XDR	15,779,972	4,236,576,933			2,629,995	749,064,488	201,386,106	13,149,977	3,688,898,551
661	2002022	Renewable Energy for Rural Economic Development Project	XDR	49,212,497	13,212,477,546			1,185,843	337,747,024	597,951,159	48,026,654	13,472,681,681
662	1979002	Road Maintenance Project	USD	3,813,413	710,851,517			448,630	88,501,464	52,066,259	3,364,783	674,416,312
663	1980003	Road Passenger Transport Project	USD	14,715,867	2,743,158,266			1,549,036	299,203,042	195,122,733	13,166,831	2,639,077,957
664	2006020	Road Sector Assistance Project	XDR	61,853,155	16,606,217,563			1,374,515	389,826,568	749,385,693	60,478,640	16,965,776,688
665	2021013	Second Additional Financing for the Covid 19 Emergency Response & Health System Preparedness Project				18,712,080	5,318,401,526	-	-	(69,193,413)	18,712,080	5,249,208,113
666	2011010	Second Additional Financing for Road Sector Assistance Project	XDR	51,848,188	13,920,102,909			5,184,819	1,483,631,004	653,774,319	46,663,369	13,090,246,224
667	1992023	Second Agriculture Extension Project	XDR	2,599,734	697,971,652			226,058	64,615,862	32,519,914	2,373,676	665,875,704
668	1997064	Second General Education Project	XDR	33,869,327	9,093,172,661			1,992,310	569,476,996	418,607,821	31,877,017	8,942,303,486
669	2013030	Second Health Sector Development Project	XDR	116,951,256	31,398,851,210			4,262,494	1,218,380,743	1,431,556,045	112,688,762	31,612,026,512
670	1986007	Second Industrial Development Project	XDR	7,942,522	2,132,393,181			512,420	146,468,872	98,405,761	7,430,102	2,084,330,070
671	2004020	Second North East Irrigated Agriculture Project (Yali Pubudamu SL)	XDR	36,373,889	9,765,592,525			836,181	239,390,923	443,017,306	35,537,708	9,969,218,908
672	1982001	Second Small & Medium Industries Project	XDR	8,749,586	2,349,072,316			795,414	226,197,643	108,470,318	7,954,172	2,231,344,991
673	1991022	Second Telecommunications Project	XDR	14,496,551	3,892,006,378			1,380,620	391,558,134	178,899,516	13,115,931	3,679,347,760
674	1980006	Second Water Supply & Sewerage Project	USD	8,550,000	1,593,790,110			900,000	173,838,915	113,367,375	7,650,000	1,533,318,570
675	2009020	Second Community Development Livelihood Improvement Project	XDR	40,981,798	11,002,715,218			4,821,388	1,367,395,572	508,582,945	36,160,410	10,143,902,591
676	1982002	Seventh Power Project	XDR	9,915,292	2,662,038,658			901,388	255,779,319	122,366,879	9,013,904	2,528,626,218
677	1980007	Sixth Power Project	USD	5,399,536	1,006,517,733			568,366	109,782,365	71,594,336	4,831,170	968,329,704
678	2014022	Skills Development Project- (Portion A)	XDR	32,326,365	8,678,921,063			1,122,993	318,694,215	393,102,161	31,203,372	8,753,329,009
679	2010044	Small & Medium Enterprise Development Facility Project	XDR	32,164,315	8,635,414,293			3,385,717	960,224,533	397,929,331	28,778,598	8,073,119,092

NOTE 29(II) - STATEMENT OF FOREIGN LOAN BALANCES (8343)

	Loan Key	Name of the Project	Loan Currency	Balance as at 01.01.2021		Accounted during the Year		Repayments during the year		Parity Adjustment	Closing Balance as at 31.12.2021	
				Loan Currency Amount	Rs.	Loan Currency Amount	Rs.	Loan Currency Amount	Rs.	Rs.	Loan Currency Amount	Rs.
680	1979004	Small & Medium Industries Project	USD	3,845,035	716,746,102			452,350	89,512,443	52,775,140	3,392,685	680,008,799
681	1980004	Small Holder Rubber Rehabilitation Project	USD	3,174,958	591,838,282			334,198	64,551,797	42,097,919	2,840,760	569,384,404
682	2016043	Social Safety Nets Project	XDR	39,239,142	10,534,633,347	6,233,048	1,735,513,517	-	-	485,943,570	45,472,190	12,756,090,434
683	2001022	Sri Lanka Central Bank Strengthening Project	XDR	19,145,872	5,140,247,332			709,105	201,418,138	233,146,706	18,436,767	5,171,975,900
684	2014019	Strategic Cities Development Project	XDR	40,946,283	10,993,180,117	3,018,210	847,553,074	1,526,384	422,123,458	486,344,920	42,438,109	11,904,954,653
685	2010042	Sustainable Tourism Development Project	XDR	97,611	26,206,604			10,846	3,103,497	1,236,654	86,765	24,339,761
686	1977001	Tank Irrigation Modernization Project	USD	697,000	129,926,502			126,724	25,090,750	9,466,819	570,276	114,302,571
687	1982003	Tea Rehabilitation & Diversification Project	XDR	4,282,583	1,149,779,886			372,314	105,738,031	52,886,893	3,910,269	1,096,928,748
688	1996033	Teacher Education & Teacher Deployment Project	XDR	26,944,967	7,234,133,429			1,738,384	497,436,944	334,382,611	25,206,583	7,071,079,096
689	1996011	Telecomm. Regula.& Pub. Enterprise Ref.	XDR	4,684,404	1,257,660,855			302,218	85,943,923	57,596,213	4,382,186	1,229,313,145
690	1980005	Telecommunications Project	USD	8,550,000	1,593,790,110			900,000	173,838,915	113,367,375	7,650,000	1,533,318,570
691	1988001	Third Small & Medium Industries Project	XDR	4,213,677	1,131,280,035			601,950	172,169,448	54,069,533	3,611,727	1,013,180,120
692	1981004	Third Mahaweli Ganga Development Project	XDR	18,582,801	4,989,075,116			1,769,788	506,423,170	233,820,219	16,813,013	4,716,472,165
693	1990048	Third Roads Project	XDR	10,834,621	2,908,858,425			1,083,458	309,890,140	136,477,654	9,751,163	2,735,445,939
694	1983002	Third Rural Development Project	XDR	902,351	242,261,579			72,186	20,646,605	11,267,142	830,165	232,882,116
695	2012012	Transforming the School Education System as the Foundation of a Knowledge Hub Project	XDR	55,052,234	14,780,319,343			2,093,000	598,909,893	674,985,213	52,959,234	14,856,394,663
696	2017023	Transport Connectivity and Asset Management Project	XDR	5,462,797	1,466,641,281	15,477,098	4,379,430,373	1,075,474	304,368,344	30,765,381	19,864,421	5,572,468,691
697	1978001	Tree Crop Rehabilitation (Tea) Project	USD	3,637,363	678,034,215			484,976	95,968,579	49,779,189	3,152,387	631,844,825
698	2005021	Tsunami Emergency Recovery Project II	XDR	26,713,919	7,172,102,512			600,311	166,016,760	319,437,041	26,113,608	7,325,522,793
699	1981003	Village Irrigation Rehabilitation Project	XDR	5,537,705	1,486,752,643			527,384	150,910,435	69,678,723	5,010,321	1,405,520,931
700	2001025	Water Supply	EUR	928,918	213,114,032			121,709	26,943,461	(3,046,308)	807,209	183,124,263
701	1986012	Water Supply & Sanitation Rehab. Project	XDR	14,926,500	4,007,438,360			963,000	275,261,555	184,935,429	13,963,500	3,917,112,234
702	2015028	Water Supply and Sanitation Improvement Project	XDR	80,990,206	21,744,096,674	18,854,640	5,354,743,200	3,874,200	1,103,433,759	926,769,005	95,970,646	26,922,175,120
703	1977003	Water Supply Project	USD	1,794,000	334,416,311			276,000	53,392,200	23,234,398	1,518,000	304,258,509
704	1979074	Water Supply Project	DKK	261,630	8,066,288			30,780	1,036,620	12,226	230,850	7,041,894
705	1979077	Water Supply Project	GBP	257,578	65,515,867			30,303	8,808,606	4,792,377	227,275	61,499,638
706	1999001	Year 2000 Emergency Assistance Project	XDR	8,072,259	2,167,224,786			436,334	120,668,706	95,512,572	7,635,925	2,142,068,652

NOTE 29(II) - STATEMENT OF FOREIGN LOAN BALANCES (8343)

	Loan Key	Name of the Project	Loan Currency	Balance as at 01.01.2021		Accounted during the Year		Repayments during the year		Parity Adjustment	Closing Balance as at 31.12.2021	
				Loan Currency Amount	Rs.	Loan Currency Amount	Rs.	Loan Currency Amount	Rs.	Rs.	Loan Currency Amount	Rs.
	International Fund for Agricultural Development (IFAD)			-	-						-	-
707	1991033	2nd Badulla Integrated Rural Development	XDR	4,570,783	1,227,155,055			222,964	63,264,850	55,782,071	4,347,819	1,219,672,276
708	1981006	Anuradhapura Dry Zone Agricultural Project	XDR	938,798	252,046,599			93,876	26,551,257	11,526,470	844,922	237,021,812
709	1983004	Badulla, Rural Development Project	XDR	3,129,337	840,158,463			260,780	74,025,927	38,569,715	2,868,557	804,702,251
710	1982004	Coconut Development Project	XDR	844,035	226,604,956			76,726	21,700,667	10,345,148	767,309	215,249,437
711	2004022	Dry Zone Livelihood Support & Partnership Programme	XDR	11,985,306	3,217,792,290			499,390	142,737,677	147,033,233	11,485,916	3,222,087,846
712	2017014	Implementation of Smallholder Agribusiness Partnership (SAP) Programme Loan No. 2000001843	USD	15,487,455	2,886,988,596	6,445,214	1,276,753,197	-	-	232,306,421	21,932,669	4,396,048,214
713	2012008	Iranamadu Irrigation Development Project	XDR	14,347,813	3,852,073,410			-	-	172,848,096	14,347,813	4,024,921,506
714	1986026	Kegalle Rural Development Project	XDR	2,319,461	622,724,430			154,630	43,893,816	28,458,764	2,164,831	607,289,378
715	1978004	Kirindiya Irrigation & Settlement Project	USD	2,100,000	391,457,220			300,000	60,209,040	29,532,660	1,800,000	360,780,840
716	1982009	Kirindiya Irrigation & Settlement Project	XDR	1,055,573	283,397,796			87,964	24,969,771	13,010,562	967,609	271,438,587
717	1999007	Matale Regional Economic Advancement Project	XDR	4,678,417	1,256,052,518			259,912	73,748,646	57,197,696	4,418,505	1,239,501,568
718	2010009	National Agribusiness Development Programme	XDR	13,352,069	3,584,738,089			460,416	131,113,864	162,807,994	12,891,653	3,616,432,219
719	1995040	North/Cen. Provin. Partici. Rural Development Project	XDR	2,699,520	724,762,000			179,968	51,064,963	33,100,539	2,519,552	706,797,576
720	1992051	N-W Province Dry Zone Participatory Development Project	XDR	2,502,852	671,960,963			113,764	32,279,931	30,518,132	2,389,088	670,199,164
721	2008025	Post Tsunami Coastal Rehabilitation & Resource Mgt Programme II	XDR	9,109,557	2,445,716,547			357,240	101,732,166	111,260,212	8,752,317	2,455,244,593
722	2005022	Post Tsunami Coastal Rehabilitation & Resource Mgt Programme	XDR	7,675,525	2,060,710,250			313,300	89,219,259	93,797,789	7,362,225	2,065,288,780
723	2008026	Post Tsunami Livelihood Support & Partnership Programme II	XDR	1,361,730	365,594,742			53,402	15,207,428	16,631,591	1,308,328	367,018,905
724	2005023	Post Tsunami Livelihood Support & Partnership Programme	XDR	1,274,000	342,041,099			52,000	14,808,176	15,568,748	1,222,000	342,801,671
725	2019010	Rathmalana-Moratuwa Wastewater Disposal Project- Stage I - Phase II	XDR			6,332,306	1,426,618,536	-	-	349,752,239	6,332,306	1,776,370,775
726	1988088	Small Farmers & Landless Credit Project	XDR	1,825,086	489,995,538			104,292	29,604,693	22,335,063	1,720,794	482,725,908
727	2007011	Smallholder Plantations Entrepreneurship Dev. Programme	XDR	11,992,925	3,219,837,884			462,104	132,080,442	146,927,447	11,530,821	3,234,684,889

NOTE 29(II) - STATEMENT OF FOREIGN LOAN BALANCES (8343)

	Loan Key	Name of the Project	Loan Currency	Balance as at 01.01.2021		Accounted during the Year		Repayments during the year		Parity Adjustment	Closing Balance as at 31.12.2021	
				Loan Currency Amount	Rs.	Loan Currency Amount	Rs.	Loan Currency Amount	Rs.	Rs.	Loan Currency Amount	Rs.
728	2016016	Sri Lanka Smallholder Tea and Rubber Revitalization Project (STARR)	XDR	11,884,521	3,190,733,599	1,522,044	431,353,340	922,500	262,618,306	142,624,802	12,484,064	3,502,093,434
				-	-						-	-
		ING Bank		-	-						-	-
729	2008032	Negombo Water Supply Project	EUR	841,497	193,057,935			841,497	200,570,078	7,512,143	0	-
				-	-						-	-
				-	-						-	-
		KBC Bank		-	-						-	-
730	2014007	Implementation of Monaragala - Buttala Water Supply Project	EUR	6,821,652	1,565,036,455			1,732,877	404,085,475	(6,506,349)	5,088,775	1,154,444,631
				-	-						-	-
		Nordea Bank Finland		-	-						-	-
731	1996008	2nd Power Dist & Transm. Project (Anuradhapura)	EUR	3,263,472	748,711,877			217,565	50,507,022	(7,207,367)	3,045,907	690,997,488
732	2011011	Rural Electrification Project 4 Extension (Sweden)	USD	4,498,613	838,578,334			4,498,613	879,336,556	40,758,222	-	-
733	2000052	Secondary Education Modernization Project	EUR	4,251,505	975,388,185			218,026	50,614,060	(9,735,181)	4,033,479	915,038,944
734	2005079	Solar Energy for the Development of Health & Education Facilities in Rural Areas-Finland	EUR	1,141,189	261,813,898			1,141,189	272,001,754	10,187,856	(0)	-
735	1999056	Southern Transport Development Project	EUR	3,204,235	735,121,322			178,013	41,325,184	(7,264,389)	3,026,222	686,531,749
736	2019038	Strengthening of Health Delivery Service in the Northern Province under Financial Assistance of the Netherland	EUR	15,233,087	3,494,774,895	10,179,414	2,356,624,048			(86,293,515)	25,412,501	5,765,105,428
737	1999055	The Skills Development Project	EUR	5,503,284	1,262,573,806			305,738	70,976,170	(12,477,214)	5,197,546	1,179,120,422
				-	-						-	-
		OPEC Fund for International Development (OFID)		-	-						-	-
738	2013023	Colombo National Highways Project	USD	18,855,579	3,514,834,534	4,671,219	904,747,332	3,333,320	668,481,659	296,355,348	20,193,478	4,047,455,555
739	2010038	Kalu Ganga Development Project	USD	13,824,579	2,577,014,956			328,418	65,662,999	193,734,928	13,496,161	2,705,086,885
740	2017030	Kalu Ganga Development Project (Additional Loan)	USD	12,114,385	2,258,250,685	3,975,985	771,640,215	-	-	195,162,996	16,090,369	3,225,053,896
741	2010037	National Highway Sector Project	USD	5,066,740	944,481,883			533,320	106,630,508	70,799,222	4,533,420	908,650,598
742	2002071	North East Community Restoration & Development Project	USD	256,369	47,789,340			256,369	51,401,749	3,612,409	-	0
743	2015015	Rehabilitation of the A 05 Road Corridor from Badulla to Chenkaladi Project	USD	30,555,977	5,695,939,620	6,791,753	1,334,824,429	4,000,000	773,800,000	427,048,106	33,347,730	6,684,012,155

NOTE 29(II) - STATEMENT OF FOREIGN LOAN BALANCES (8343)

	Loan Key	Name of the Project	Loan Currency	Balance as at 01.01.2021		Accounted during the Year		Repayments during the year		Parity Adjustment	Closing Balance as at 31.12.2021	
				Loan Currency Amount	Rs.	Loan Currency Amount	Rs.	Loan Currency Amount	Rs.	Rs.	Loan Currency Amount	Rs.
744	2012024	Road Network Development Project	USD	24,963,676	4,653,433,804	388,497	75,465,382	2,666,660	533,164,534	351,208,765	22,685,512	4,546,943,417
745	2003076	Road Sector Development Project	USD	1,257,747	234,454,395			503,040	99,599,531	16,413,926	754,707	151,268,790
746	2002070	Southern Prov. Rural Economic Advancement Project	USD	301,890	56,274,790			301,890	59,773,147	3,498,357	-	-
747	2018023	Technological Education Development Programme	USD			761,310	151,210,318	-	-	1,381,898	761,310	152,592,216
748	2015014	Western Province Road Development Project	USD	9,119,811	1,700,007,486	1,975,082	379,487,177	1,133,320	219,240,754	136,381,999	9,961,573	1,996,635,908
				-	-						-	-
		Raiffeisen Zentral Bank		-	-						-	-
749	2012009	Development of Nuwara Eliya District General Hospital (Netherland)	EUR	17,861,893	4,097,909,552			3,572,379	829,435,615	(26,740,325)	14,289,514	3,241,733,612
750	2017025	Enhancement and Upgrading of Technical Training Institute of Engineering Technology at Katunayaka	EUR	9,306,258	2,135,059,408	193,742	45,712,943	-	-	(25,592,852)	9,500,000	2,155,179,499
751	2016001	Implementation of the Kochchikade Bridge	EUR	8,694,412	1,994,688,470			-	-	(22,265,519)	8,694,412	1,972,422,951
752	2017029	Obtaining 100 Ambulance Cars for Government Hospitals	EUR	9,851,393	2,260,125,203			-	-	(25,228,431)	9,851,393	2,234,896,772
753	2008038	Up-grading of Technical Education	EUR	6,416,667	1,472,123,858			916,667	213,386,157	(11,002,202)	5,500,000	1,247,735,499
				-	-						-	-
		Riggs National Bank Washington		-	-						-	-
754	1994046	Sri Lanka -USAID Housing Guarantee Loan	USD	2,000,000	372,816,400			500,000	98,495,900	26,330,200	1,500,000	300,650,700
755	1997067	Sri Lanka -USAID Housing Guarantee Loan	USD	5,250,000	978,643,050			750,000	148,519,463	71,828,513	4,500,000	901,952,101
756	1998049	US Housing Guarantee Loan for Pvt. Sector	USD	2,227,547	415,232,775			219,523	43,418,722	30,661,730	2,008,024	402,475,783
				-	-						-	-
		Saudi Fund (SF)		-	-						-	-
757	2004043	Baticoloo - Trincomalee Road Project	SAR	9,211,630	457,832,778			2,666,000	140,520,298	32,135,172	6,545,630	349,447,652
758	2019043	Constriction of Faculty of Medicine Project at the Sabaragamuwa University	SAR			561,937	30,137,311	-	-	(137,506)	561,937	29,999,805
759	2002058	Development Health Facilities - Colombo Hospital	SAR	3,514,143	174,658,548			3,000,000	158,124,866	10,914,582	514,143	27,448,264
760	2008002	Development of Health Facilities in Colombo Project (Additional Loan)	SAR	6,661,315	331,078,031			550,000	28,989,559	24,172,654	6,111,315	326,261,126
761	2008001	Epilepsy Hospital & Health Centers Project	SAR	45,702,627	2,271,493,701			3,750,000	197,656,083	165,862,124	41,952,627	2,239,699,742

NOTE 29(II) - STATEMENT OF FOREIGN LOAN BALANCES (8343)

	Loan Key	Name of the Project	Loan Currency	Balance as at 01.01.2021		Accounted during the Year		Repayments during the year		Parity Adjustment	Closing Balance as at 31.12.2021	
				Loan Currency Amount	Rs.	Loan Currency Amount	Rs.	Loan Currency Amount	Rs.	Rs.	Loan Currency Amount	Rs.
762	2015027	Epilepsy Hospital & Health Centers Project (Additional Finance)	SAR	38,652,119	1,921,072,140			3,000,000	158,106,658	140,372,785	35,652,119	1,903,338,267
763	2015026	Improvement of Peradeniya - Badulla - Chenkaladi Road Project	SAR	64,032,938	3,182,539,464	50,757,738	2,536,570,983	11,250,000	592,968,249	401,521,735	103,540,676	5,527,663,934
764	2010028	Kalu Ganga Development Project	SAR	114,928,315	5,712,121,119			11,500,000	606,145,321	415,689,574	103,428,315	5,521,665,372
765	2018024	Kalu Ganga Development Project (Additional Finance)	SAR	41,391,823	2,057,239,815	5,908,213	310,486,242	-	-	157,452,585	47,300,036	2,525,178,642
766	2012025	Road Network Development Project (Saudi Fund)	SAR	159,899,476	7,947,259,761	9,717,579	480,187,980	15,000,000	790,624,331	617,624,482	154,617,054	8,254,447,892
767	2017032	Wayaba University Township	SAR	589,471	29,297,666	828,769	41,072,152	-	-	5,344,910	1,418,240	75,714,728
				-	-						-	-
		Standard Chartered Bank (United Kingdom)		-	-						-	-
768	2019032	Establishment of Neonatal and Obstetrics Reference Center for the De Soyza Maternity Hospital Project	EUR	4,497,663	1,031,862,276			-	-	(11,518,064)	4,497,663	1,020,344,212
		Uni Credit Bank Austria		-	-						-	-
769	2013004	Augmentation of Mahiyangana Water Supply Project	EUR	8,844,210	2,029,055,474			1,040,495	246,228,583	(12,468,359)	7,803,715	1,770,358,532
770	2018003	Implementation of Kirama Katuwana Integrated Water Supply Scheme	EUR	7,233,337	1,659,485,980	2,084,663	478,873,366	-	-	(24,468,471)	9,318,000	2,113,890,875
771	2018017	Supply and Installation of Laboratory and Medical Equipment for the Ministry of Highways in SL	EUR	4,928,000	1,130,591,123			-	-	(12,620,115)	4,928,000	1,117,971,008
772	2013006	Supply of 2nos Cardiac Catheterization System to Cardiology Dep.vof the NHSL	EUR	2,191,440	502,764,329			190,560	44,787,021	(4,055,669)	2,000,880	453,921,639
773	2019008	Supply of Freightng Vehicles Equipment For the Colombo Municipal Council	EUR	2,063,400	473,389,148	7,737,750	1,851,304,679	-	-	(101,195,137)	9,801,150	2,223,498,690
774	2013045	Upgrading of Sewerage Infrastructure at Kataragama Sacred City Area	EUR	10,500,000	2,408,929,943			525,000	118,466,460	(27,525,015)	9,975,000	2,262,938,468
				-	-						-	-
		ERSTE BANK- AUSTRIA		-	-						-	-
775	2018016	Upgrading of Operation Theatres ICU Equipment under a strain Soft Scheme	EUR	8,620,618	1,977,758,460			-	-	(22,076,540)	8,620,618	1,955,681,920
		Grand Total			3,576,768,529,864		351,622,570,092		296,071,850,667	147,382,802,102		3,779,702,051,391

Note - 29 (III) FOREIGN CURRENCY TERM FINANCING FACILITY (9190)

Loan Key	Project Name	Loan Currency	Balance as at 01.01.2021		Accounted During the Year		Repayments		Parity	Closing Balance as at 31.12.2021	
			Loan Currency Amount	Rs.	Loan Currency Amount	Rs.	Loan Currency Amount	Rs.	Rs.	Loan Currency Amount	Rs.
2018044	Foreign Currency Term Financing Facility	USD	1,000,000,000	186,408,200,000	-		90,900,000	18,180,000,000	13,986,167,580	909,100,000	182,214,367,580
2020008	Foreign Currency Term Financing Facility	USD	500,000,000	93,204,100,000	-		-		7,012,800,000	500,000,000	100,216,900,000
2021002	Foreign Currency Term Financing Facility	USD			500,000,000	100,000,000,000			216,900,000	500,000,000	100,216,900,000
2021026	Foreign Currency Term Financing Facility	CNY			2,000,000,000	64,983,800,000			(2,111,400,000)	2,000,000,000	62,872,400,000
	Total		1,500,000,000	279,612,300,000	2,500,000,000	164,983,800,000	90,900,000	18,180,000,000	19,104,467,580	3,909,100,000	445,520,567,580

Note - 29 (IV) INTERNATIONAL SOVEREIGN BOND (9194)

	Loan Key	Project Name	Loan Currency	Balance as at 01.01.2021		Accounted During the Year		Repayments		Parity	Closing Balance as at 31.12.2021	
				Loan Currency Amount	Rs.	Loan Currency Amount	Rs.	Loan Currency Amount	Rs.	Rs.	Loan Currency Amount	Rs.
1	2011017	International Sovereign Bond	USD	1,000,000,000	186,408,200,000	-	-	1,000,000,000	199,901,900,000	13,493,700,000	-	-
2	2012018	International Sovereign Bond	USD	1,000,000,000	186,408,200,000	-	-	-	-	14,025,600,000	1,000,000,000	200,433,800,000
3	2015008	International Sovereign Bond	USD	650,000,000	121,165,330,000	-	-	-	-	9,116,640,000	650,000,000	130,281,970,000
4	2015029	International Sovereign Bond	USD	1,500,000,000	279,612,300,000	-	-	-	-	21,038,400,000	1,500,000,000	300,650,700,000
5	2016024	International Sovereign Bond	USD	1,000,000,000	186,408,200,000	-	-	-	-	14,025,600,000	1,000,000,000	200,433,800,000
6	2016026	International Sovereign Bond	USD	500,000,000	93,204,100,000	-	-	-	-	7,012,800,000	500,000,000	100,216,900,000
7	2017012	International Sovereign Bond	USD	1,500,000,000	279,612,300,000	-	-	-	-	21,038,400,000	1,500,000,000	300,650,700,000
8	2018013	International Sovereign Bond	USD	1,250,000,000	233,010,250,000	-	-	-	-	17,532,000,000	1,250,000,000	250,542,250,000
9	2018014	International Sovereign Bond	USD	1,250,000,000	233,010,250,000	-	-	-	-	17,532,000,000	1,250,000,000	250,542,250,000
10	2019013	International Sovereign Bond	USD	1,000,000,000	186,408,200,000	-	-	-	-	14,025,600,000	1,000,000,000	200,433,800,000
11	2019014	International Sovereign Bond	USD	1,400,000,000	260,971,480,000	-	-	-	-	19,635,840,000	1,400,000,000	280,607,320,000
12	2019033	International Sovereign Bond	USD	500,000,000	93,204,100,000	-	-	-	-	7,012,800,000	500,000,000	100,216,900,000
13	2019034	International Sovereign Bond	USD	1,500,000,000	279,612,300,000	-	-	-	-	21,038,400,000	1,500,000,000	300,650,700,000
		Total		14,050,000,000	2,619,035,210,000	-	-	1,000,000,000	199,901,900,000	196,527,780,000	13,050,000,000	2,615,661,090,000

Note - 30(I)- DEPOSIT ACCOUNTS BALANCES AS AT 31ST DECEMBER 2021 (6000 & 6003)

Rs.

Category	Opening Balances as at 01.01.2021	Debits	Credits	Closing Balance as at 31.12.2021
6000/01	8,153,077,453	604,199,107	1,209,052,756	8,757,931,102
6000/02	575,086,757	737,704,706	855,972,276	693,354,327
6000/03	(929,023)	-	-	(929,023)
6000/05	1,034	-	-	1,034
6000/06	23,158,943,506	8,980,457,705	8,402,623,696	22,581,109,497
6000/07	1,000,000,000	-	-	1,000,000,000
6000/08	453,012,856	24,291,161	65,234,683	493,956,379
6000/10	1,121,049,147	2,028,103,145	2,564,797,024	1,657,743,026
6000/11	250,000,000	250,000,000	1,046,832,317	1,046,832,317
6000/13	9,627,231,155	35,376,435,990	38,405,591,256	12,656,386,421
6000/14	2,633,086,664	14,902,030,567	13,820,813,780	1,551,869,877
6000/15	158	-	-	158
6000/16	14,134,849,854	5,445,291,308	4,519,195,926	13,208,754,472
6000/17	2,006,042,796	7,014,375,571	8,181,132,708	3,172,799,933
6000/18	14,562,273,058	20,392,424,026	20,623,998,548	14,793,847,579
6000/19	91,754,084	236,575,550	496,187,770	351,366,305
6000/20	497,813,254	797,905,135	658,210,702	358,118,821
6000/286	(11,700)	-	11,700	-
Sub Total	78,263,281,053	96,789,793,971	100,849,655,142	82,323,142,224
6003/1	(10,000,000)	-	-	(10,000,000)
6003/63	(2,970)	-	2,970	-
Sub Toal	(10,002,970)	-	2,970	(10,000,000)
Grand Total	78,253,278,083	96,789,793,971	100,849,658,112	82,313,142,224

Explanatory Notes

Note 16 - Statement of Non-Current Assets

As stated in the Statement of Financial Position as at 31st December 2021, 18 Special Spending Units, 30 Government Ministries, 38 State Ministries, 95 Departments and 25 District Secretariats have reported non-financial assets at cost or revalued amount amounting to Rs. 1,850,007,342,256.00. Balance part of the non-financial assets of the above mentioned institutes if any, and other Ministries / Departments which have not yet been recorded the non-financial assets will also be bringing to the same system gradually, to be completed by 2022.

Schedule IV - Total Revenue and Expenditure of Provincial Councils

Total Revenue of Rs. 63,987,296,980.00 and Total Expenditure of Rs. 355,442,370,463.00 were reported in respect of 9 Provincial Councils (Provisional figures) during the financial year.

Adopt New Accounting Policies

Previously adopted accounting method on reporting Treasury Bonds was revised from the year 2016. From 2016 and onward Treasury Bonds are recorded on their face value, and required adjustments have been done accordingly. Adjustments were made in the year 2021 for accounting of accumulated discount value of the Treasury bonds issued prior to 2016.

Defunct Institutions

Institutions namely CWG Hambanthota 2018, Mihin Lanka (Private) Ltd, Lanka Fabrics Ltd., Rajarata Food Grain Ltd. and State Resource Management Corporation Ltd. are in the process of winding up. Hence once the winding up process are completed, Treasury Books will be adjusted accordingly.

Nature and Purpose of Reserves

The Government creates and maintains reserves in terms of specific local requirements.

Consolidated Fund

The funds of the Republic not allocated by law to specific purposes form the Consolidated Fund into which shall be paid the produce of all taxes, imposts, rates and duties and all other revenues and receipts of the Republic not allocated to specific purposes.

Contingency Fund

A Fund Created by Parliament by law for the purpose of providing for urgent and unforeseen expenditure.

Foreign Loan Revolving Funds

Funds created for recording loan receipts and reimbursements for expenditure incurred.

Public Service Provident Fund Account

A Fund established to afford Provident Fund benefits to those public servants who are not pensionable.

Teachers Widows Orphans Pension Fund

A fund established for the payment of pension to widowers and orphans of teachers who are entitled to the payment of pension under the Minutes of pension.

SCHEDULE I - STATEMENT OF CONTINGENT LIABILITIES

SCHEDULE I(a) - STATEMENT OF BANK GUARANTEES ISSUED BY THE GENERAL TREASURY AS AT 31.12.2021

	Institution	Bank or Institution	Purpose	Value of the Treasury Guarantees				Date of Issue	Date of Expiry	Outstanding Amount - Capital			
				US\$ Mn.	Euro Mn.	J.Yen Mn.	Rs. Mn.			US\$ Mn.	Euro Mn.	J.Yen Mn.	Rs. Mn.
1	Lakdhanavi Ltd.	National Savings Bank	Secure the Bonds				2,992.00	22-Feb-07	31-Mar-22				427.43
2	Lakdhanavi Ltd.	Employees' Trust Fund Board	Secure the Bonds				2,992.00	1-Mar-07	31-Mar-22				-
3	Ceylon Electricity Board	People's Bank	Credit Facility				4,116.00	7-May-08	3-Mar-23				4,116.00
4	West Coast Power (Pvt) Ltd	Hong Kong & Shanghai Banking Colt.	Secure the Loan Facility		134.84		-	28-Jun-07	28-Jun-22		5.21		
5	Ceylon Electricity Board	People's Bank	Credit Facility	4.20			1,200.00	11-Jun-08	9-Oct-23	0.93			1,200.00
6	Urban Development Authority	National Savings Bank	Secure the Loan Facility				2,770.00	6-Nov-09	5-Nov-24				764.00
7	Road Development Authority	Commercial Bank	Secure the Loan Facility				829.25	1-Sep-11	31-Mar-30				829.25
8	General Sir John Kotelawala Defence University	Bank of Ceylon	Secure the Loan Facility				85.00	29-Aug-11	31-Dec-26				28.77
9	Road Development Authority	People's Bank	Secure the Loan Facility				1,291.08	14-Mar-12	20-Apr-30				1,291.08
10	Road Development Authority	Bank of Ceylon	Secure the Loan Facility				1,784.36	12-Mar-12	31-Dec-26				1,433.67
11	Road Development Authority	Bank of Ceylon	Secure the Loan Facility				2,063.00	12-Mar-12	31-Dec-26				1,604.16
12	Road Development Authority	People's Bank	Secure the Loan Facility				785.39	21-Mar-12	28-Apr-30				785.39
13	Road Development Authority	People's Bank	Secure the Loan Facility				4,647.57	21-Mar-12	02-May-30				4,647.57
14	Road Development Authority	People's Bank	Secure the Loan Facility				1,656.01	21-Mar-12	02-May-30				1,656.01
15	Road Development Authority	Bank of Ceylon	Secure the Loan Facility				2,007.64	6-Jun-12	31-Dec-26				1,565.50
16	Road Development Authority	Bank of Ceylon	Secure the Loan Facility				315.56	15-Oct-12	30-Apr-27				423.51
17	Road Development Authority	Bank of Ceylon	Secure the Loan Facility				1,413.16	31-Jan-13	30-Apr-27				954.49
18	Road Development Authority	Bank of Ceylon	Secure the Loan Facility				354.58	15-Oct-12	30-Apr-27				1,473.59
19	Road Development Authority	Bank of Ceylon	Secure the Loan Facility				1,494.31	31-Jan-13	30-Apr-27				
20	Road Development Authority	National Savings Bank	Secure the Loan Facility				384.25	25-Oct-12	30-Apr-27				1,600.33
21	Road Development Authority	National Savings Bank	Secure the Loan Facility				1,216.08	25-Oct-12	01-Apr-32				
22	Road Development Authority	Commercial Bank	Secure the Loan Facility				840.62	15-Nov-12	31-Mar-30				840.62
23	Road Development Authority	Bank of Ceylon	Secure the Loan Facility				670.75	15-Nov-12	31-May-27				805.33
24	Road Development Authority	Bank of Ceylon	Secure the Loan Facility				3,139.25	31-Jan-13	31-May-27				2,256.19
25	Road Development Authority	Bank of Ceylon	Secure the Loan Facility				385.64	15-Nov-12	31-May-27				1,599.96
26	Road Development Authority	Bank of Ceylon	Secure the Loan Facility				1,636.31	31-Jan-13	31-May-27				
27	Road Development Authority	Commercial Bank	Secure the Loan Facility				873.27	26-Dec-12	31-Mar-30				873.27
28	Road Development Authority	Bank of Ceylon	Secure the Loan Facility				299.25	26-Dec-12	30-Jun-27				1,330.00
29	Road Development Authority	Bank of Ceylon	Secure the Loan Facility				1,363.75	31-Jan-13	30-Jun-27				
30	Road Development Authority	Hatton National Bank	Secure the Loan Facility				1,386.37	28-Dec-12	01-Apr-32				1,386.37
31	Road Development Authority	National Savings Bank	Secure the Loan Facility				225.54	31-Dec-12	30-Jun-27				891.41
32	Road Development Authority	National Savings Bank	Secure the Loan Facility				665.87	31-Dec-12	01-Apr-32				
33	Road Development Authority	DFCC Bank	Secure the Loan Facility				367.32	31-Dec-12	31-Mar-30				367.32

SCHEDULE I - STATEMENT OF CONTINGENT LIABILITIES

SCHEDULE I(a) - STATEMENT OF BANK GUARANTEES ISSUED BY THE GENERAL TREASURY AS AT 31.12.2021

	Institution	Bank or Institution	Purpose	Value of the Treasury Guarantees				Date of Issue	Date of Expiry	Outstanding Amount - Capital			
				US\$ Mn.	Euro Mn.	J.Yen Mn.	Rs. Mn.			US\$ Mn.	Euro Mn.	J.Yen Mn.	Rs. Mn.
34	Road Development Authority	Hatton National Bank	Secure the Loan Facility				2,283.87	14-May-13	01-Apr-32				2,283.87
35	General Sir John Kotelawala Defence University	Bank of Ceylon	Secure the Loan Facility				750.00	7-Jun-13	30-Jun-28				245.66
36	Road Development Authority	Hatton National Bank	Secure the Loan Facility				1,301.55	11-Jul-13	01-Apr-34				1,301.55
37	Road Development Authority	Hatton National Bank	Secure the Loan Facility				1,323.38	11-Jul-13	01-Apr-34				1,323.38
38	Road Development Authority	Bank of Ceylon	Secure the Loan Facility				3,330.95	25-Jul-13	31-Jan-28				2,716.93
39	Road Development Authority	Hatton National Bank	Secure the Loan Facility				734.21	5-Aug-13	01-Apr-34				734.21
40	Road Development Authority	Hatton National Bank	Secure the Loan Facility				1,769.27	5-Aug-13	01-Apr-34				1,769.27
41	Road Development Authority	National Savings Bank	Secure the Loan Facility				1,541.38	12-Aug-13	01-Apr-34				1,541.38
42	Road Development Authority	Bank of Ceylon	Secure the Loan Facility				2,173.92	28-Aug-13	29-Feb-28				1,761.35
43	Road Development Authority	Hatton National Bank	Secure the Loan Facility				1,147.84	30-Aug-13	01-Apr-34				1,147.84
44	Road Development Authority	National Savings Bank	Secure the Loan Facility				325.86	24-Oct-13	01-Apr-32				325.86
45	Road Development Authority	National Savings Bank	Secure the Loan Facility				1,178.22	24-Oct-13	01-Apr-34				1,178.22
46	Road Development Authority	National Savings Bank	Secure the Loan Facility				1,510.58	24-Oct-13	01-Apr-34				1,510.58
47	Road Development Authority	National Savings Bank	Secure the Loan Facility				2,538.76	24-Oct-13	01-Apr-34				2,538.76
48	Road Development Authority	National Savings Bank	Secure the Loan Facility				1,214.30	24-Oct-13	01-Apr-34				1,214.30
49	Road Development Authority	National Savings Bank	Secure the Loan Facility				1,062.50	24-Oct-13	01-Apr-32				1,062.50
50	Road Development Authority	National Savings Bank	Secure the Loan Facility				1,196.73	24-Oct-13	01-Apr-34				1,196.73
51	Road Development Authority	National Savings Bank	Secure the Loan Facility				1,892.63	28-Nov-13	01-Apr-34				2,556.02
52	Road Development Authority	National Savings Bank	Secure Term Loan				663.39	9-May-16	30-Nov-30				
53	Road Development Authority	Hatton National Bank	Secure the Loan Facility				838.28	28-Nov-13	01-Apr-34				838.28
54	Road Development Authority	Hatton National Bank	Secure the Loan Facility				1,018.01	28-Nov-13	01-Apr-34				1,018.01
55	Road Development Authority	Hatton National Bank	Secure the Loan Facility				357.14	28-Nov-13	01-Apr-34				357.14
56	Road Development Authority	Hatton National Bank	Secure the Loan Facility				4,786.43	28-Nov-13	01-Apr-34				4,786.43
57	Road Development Authority	Hatton National Bank	Secure the Loan Facility				1,292.84	28-Nov-13	01-Apr-34				1,292.84
58	National School of Business Management Limited	Bank of Ceylon	Secure the Loan Facility				8,600.00	18-Dec-13	31-Dec-28				7,550.00
59	Road Development Authority	DFCC Bank	Secure the Loan Facility				529.19	27-Dec-13	31-Mar-32				529.19
60	Road Development Authority	Hatton National Bank	Secure the Loan Facility				1,492.31	27-Dec-13	01-Apr-34				1,492.31
61	Road Development Authority	National Savings Bank	Secure the Loan Facility				2,935.67	27-Jan-14	01-Apr-34				2,935.67
62	Road Development Authority	National Development Bank PLC	Secure the Loan Facility				4,282.29	11-Feb-14	01-Apr-34				4,282.29
63	Road Development Authority	Bank of Ceylon	Secure the Loan Facility				1,253.93	13-Feb-14	31-Aug-28				987.57
64	Road Development Authority	National Development Bank PLC	Secure the Loan Facility				560.41	13-Feb-14	01-Apr-34				560.41
65	Road Development Authority	National Savings Bank	Secure the Loan Facility				5,217.03	7-Mar-14	01-Apr-34				5,217.03

SCHEDULE I - STATEMENT OF CONTINGENT LIABILITIES

SCHEDULE I(a) - STATEMENT OF BANK GUARANTEES ISSUED BY THE GENERAL TREASURY AS AT 31.12.2021

	Institution	Bank or Institution	Purpose	Value of the Treasury Guarantees				Date of Issue	Date of Expiry	Outstanding Amount - Capital			
				US\$ Mn.	Euro Mn.	J.Yen Mn.	Rs. Mn.			US\$ Mn.	Euro Mn.	J.Yen Mn.	Rs. Mn.
66	Road Development Authority	National Development Bank PLC	Secure the Loan Facility				693.93	14-Mar-14	01-Apr-34				693.93
67	Road Development Authority	National Savings Bank	Secure the Loan Facility				1,350.00	14-Mar-14	01-Apr-34				1,350.00
68	Road Development Authority	National Development	Secure the Loan Facility				376.74	25-Mar-14	01-Apr-34				376.74
69	Road Development Authority	Hatton National Bank	Secure the Loan Facility				401.65	25-Mar-14	01-Apr-34				401.65
70	Road Development Authority	Commercial Bank	Secure the Loan Facility				544.11	3-Apr-14	31-Mar-34				544.11
71	Road Development Authority	Bank of Ceylon	Secure the Loan Facility				2,249.98	7-Apr-14	15-Oct-28				1,707.99
72	Road Development Authority	National Savings Bank	Secure the Loan Facility				2,397.94	5-Mar-14	01-Apr-34				2,397.94
73	Road Development Authority	National Savings Bank	Secure the Loan Facility				677.25	7-May-14	01-Apr-34				677.25
74	Road Development Authority	National Savings Bank	Secure the Loan Facility				1,113.19	7-May-14	01-Apr-34				1,113.19
75	Road Development Authority	National Savings Bank	Secure the Loan Facility				947.84	21-May-14	01-Apr-34				947.84
76	Road Development Authority	National Savings Bank	Secure the Term Loan				713.50	7-Jul-14	01-Apr-35				713.50
77	Road Development Authority	National Savings Bank	Secure the Term Loan Facility				1,279.16	8-Jul-14	01-Apr-35				1,279.16
78	Road Development Authority	National Savings Bank	Secure the Term Loan Facility				1,718.35	15-Jul-14	01-Apr-35				1,718.35
79	Road Development Authority	Commercial Bank	Secure the Term Loan Facility				1,668.68	15-Jul-14	31-Mar-34				1,668.68
80	Road Development Authority	National Savings Bank	Secure the Term Loan Facility				1,451.49	15-Jul-14	01-Apr-35				1,451.49
81	Road Development Authority	Bank of Ceylon	Secure the Term Loan Facility				1,894.95	16-Jul-14	31-Jan-29				1,671.11
82	Road Development Authority	National Savings Bank	Secure the Term Loan Facility				319.76	17-Jul-14	01-Apr-35				319.76
83	Road Development Authority	National Savings Bank	Secure the Term Loan Facility				1,059.03	21-Jul-14	01-Apr-34				1,059.03
84	Road Development Authority	National Savings Bank	Secure the Term Loan Facility				787.27	21-Jul-14	01-Apr-34				787.27
85	Road Development Authority	National Savings Bank	Secure the Term Loan				1,229.27	21-Jul-14	01-Apr-35				1,229.27
86	Road Development Authority	National Savings Bank	Secure the Loan Facility				744.83	20-Aug-14	01-Apr-34				744.83
87	Road Development Authority	National Development	Secure the Loan Facility				385.83	26-Aug-14	01-Apr-34				385.83
88	Road Development Authority	People's Bank	Secure the Term Loan Facility	44.71			-	22-Sep-14	30-Sep-27	23.42			
89	Road Development Authority	National Savings Bank	Secure the Term Loan Facility				1,108.00	23-Sep-14	01-Apr-35				1,108.00
90	Sri Lanka Land Reclamation & Development Corporation	National Savings Bank	Secure the Loan Facility				2,000.00	26-Sep-15	31-Oct-28				1,868.01
91	Sri Lanka Land Reclamation & Development Corporation	National Savings Bank	Secure the Loan Facility				1,500.00	13-Jul-14	31-Oct-28				
92	Road Development Authority	Bank of Ceylon	Secure the Term Loan Facility				2,123.65	21-Sep-14	15-Apr-29				1,884.57

SCHEDULE I - STATEMENT OF CONTINGENT LIABILITIES

SCHEDULE I(a) - STATEMENT OF BANK GUARANTEES ISSUED BY THE GENERAL TREASURY AS AT 31.12.2021

	Institution	Bank or Institution	Purpose	Value of the Treasury Guarantees				Date of Issue	Date of Expiry	Outstanding Amount - Capital			
				US\$ Mn.	Euro Mn.	J.Yen Mn.	Rs. Mn.			US\$ Mn.	Euro Mn.	J.Yen Mn.	Rs. Mn.
93	National Water Supply & Drainage Board	Bank of Ceylon	Secure Term Loan Facility				1,148.06	12-Nov-14	31-May-29				1,002.99
94	National Water Supply & Drainage Board	Bank of Ceylon	Secure Short Term Loan Facility				2,792.07	14-Nov-14	30-Nov-29				2,557.05
95	National Water Supply & Drainage Board	National Development Bank PLC	Secure Term Loan Facility				2,800.00	9-Dec-14	31-Dec-29				2,373.63
96	National Water Supply & Drainage Board	DFCC Bank	Secure Term Loan Facility				2,900.00	9-Dec-14	31-Dec-29				2,458.39
97	Road Development Authority	Bank of Ceylon	Secure Term Loan Facility				242.54	1-Dec-14	31-May-29				1,045.18
98	Road Development Authority	Bank of Ceylon	Secure Term Loan Facility				1,567.46	11-Sep-15	31-May-29				
99	National Water Supply & Drainage Board	Bank of Ceylon	Secure Term Loan Facility				3,041.00	30-Dec-14	30-Jun-29				3,770.15
100	National Water Supply & Drainage Board	Bank of Ceylon	Secure Term Loan Facility				1,870.50	31-May-16	30-Jun-29				
101	Airport & Aviation Services (Sri Lanka) Limited	Japan International Corporation Agency	Loan Facility			28,969	-	28-Mar-12	28-Mar-52			13,596	
102	National Water Supply & Drainage Board	Bank of Ceylon	Secure the Loan Facility				1,500.00	28-Jul-14	31-Jan-30				2,318.14
103	National Water Supply & Drainage Board	Bank of Ceylon	Secure the Loan Facility				1,500.00	3-Jun-16	31-Jan-30				
104	Ceylon Electricity Board	People's Bank	Secure Term Loan Facility				3,850.08	29-Apr-15	30-Apr-23				1,274.40
105	National Water Supply & Drainage Board	Bank of Ceylon	Secure Term Loan Facility				3,014.83	29-Sep-15	31-Mar-30				6,605.82
106	National Water Supply & Drainage Board	Bank of Ceylon	Secure Term Loan Facility				3,936.67	24-May-16	31-Mar-30				
107	National Water Supply & Drainage Board	Bank of Ceylon	Secure the Loan Facility				1,141.36	7-Oct-19	31-Mar-30				
108	National Water Supply & Drainage Board	National Development Bank PLC	Secure Term Loan Facility				1,074.13	29-Sep-15	31-Dec-30				1,508.34
109	National Water Supply & Drainage Board	National Development Bank PLC	Secure the Term Loan Facility				2,506.30	21-Feb-19	31-Dec-30				
110	National Water Supply & Drainage Board	Bank of Ceylon	Secure Term Loan Facility				1,015.00	28-Jan-16	30-Jul-30				1,247.54
111	National Water Supply & Drainage Board	Bank of Ceylon	Secure Term Loan Facility				485.03	22-Jan-21	30-Jul-30				
112	National Water Supply & Drainage Board	Bank of Ceylon	Secure Term Loan Facility				2,890.00	4-Mar-16	15-Sep-30				2,794.64
113	National Water Supply & Drainage Board	Bank of Ceylon	Secure Term Loan Facility				847.66	29-Jan-21	15-Sep-30				

SCHEDULE I - STATEMENT OF CONTINGENT LIABILITIES

SCHEDULE I(a) - STATEMENT OF BANK GUARANTEES ISSUED BY THE GENERAL TREASURY AS AT 31.12.2021

	Institution	Bank or Institution	Purpose	Value of the Treasury Guarantees				Date of Issue	Date of Expiry	Outstanding Amount - Capital			
				US\$ Mn.	Euro Mn.	J.Yen Mn.	Rs. Mn.			US\$ Mn.	Euro Mn.	J.Yen Mn.	Rs. Mn.
114	National Water Supply & Drainage Board	Bank of Ceylon	Secure Term Loan Facility				948.00	4-Mar-16	15-Sep-30				980.83
115	National Water Supply & Drainage Board	Bank of Ceylon	Secure the Term Loan Facility				33.00	16-Nov-20	15-Sep-30				
116	Telecommunications Regulatory Commission of Sri Lanka	Exim Bank of China	Buyers Credit Loan	88.66			-	18-May-13	31-Jul-26	22.93			
117	Airport & Aviation Services (Sri Lanka) Limited	Japan International Corporation Agency	Loan- SLP 114			45,428	-	9-May-16	9-May-56			45,428	
118	National Water Supply & Drainage Board	Bank of Ceylon	Secure the Loan Facility				300.00	29-Jul-16	31-Jan-31				292.64
119	National Water Supply & Drainage Board	Bank of Ceylon	Secure the Term Loan Facility				454.79	21-Feb-19	31-Jan-31				
120	National Water Supply & Drainage Board	People's Bank	Secure the Loan Facility				397.00	29-Jul-16	31-Jul-31				383.37
121	National Water Supply & Drainage Board	DFCC Bank	Secure Term Loan Facility				937.87	16-Aug-16	11-Jul-31				
122	National Water Supply & Drainage Board	DFCC Bank	Secure the Total Term Loan Facility				1,358.98	6-Nov-17	11-Jul-31				2,796.90
123	National Water Supply & Drainage Board	DFCC Bank	Secure the Term Loan Facility				829.40	4-Jan-19	11-Jul-31				
124	National Water Supply & Drainage Board	Bank of Ceylon	Secure the Term Loan Facility	29.10			-	31-Aug-16	28-Feb-31				4,414.47
125	National Water Supply & Drainage Board	Bank of Ceylon	Secure the Term Loan Facility	16.20			-	31-Aug-16	28-Feb-31				2,308.75
126	National Water Supply & Drainage Board	Exim Bank of India	Sovereign Guarantee	164.90			-	28-Sep-16	28-Sep-31	98.28			
127	National Water Supply & Drainage Board	Exim Bank of India	Sovereign Guarantee	91.80			-	28-Sep-16	28-Sep-31	63.16			
128	National Water Supply & Drainage Board	China Development Bank	Sovereign Guarantee	48.77			-	9-Sep-16	20-Mar-32	157.58			
129	National Water Supply & Drainage Board	Bank of Ceylon	Secure the Term Loan Facility	34.43			-	28-Nov-16	28-Nov-31				5,184.40
130	National Water Supply & Drainage Board	Hatton National Bank	Secure the Term Loan Facility		23.42		-	9-Dec-16	14-Dec-30				3,234.72
131	National Water Supply & Drainage Board	People's Bank	Secure the Term Loan Facility				560.97	13-Feb-17	13-Feb-32				560.97
132	Airport & Aviation Services (Sri Lanka) Limited	Hong Kong & Shanghai Banking Co.Ltd.	Secure the Total Term Loan Facility	44.14			-	1-Mar-17	1-Mar-32	31.00			
133	National Water Supply & Drainage Board	National Development Bank PLC	Term Loan Facility				4,500.00	25-Jul-17	26-Jul-35				10,188.81
134	National Water Supply & Drainage Board	National Development Bank PLC	Secure the Term Loan Facility				6,500.00	18-Feb-19	26-Jul-35				
135	National Water Supply & Drainage Board	National Development Bank PLC	Term Loan Facility				4,000.00	16-Feb-21	26-Jul-35				

SCHEDULE I - STATEMENT OF CONTINGENT LIABILITIES

SCHEDULE I(a) - STATEMENT OF BANK GUARANTEES ISSUED BY THE GENERAL TREASURY AS AT 31.12.2021

	Institution	Bank or Institution	Purpose	Value of the Treasury Guarantees				Date of Issue	Date of Expiry	Outstanding Amount - Capital			
				US\$ Mn.	Euro Mn.	J.Yen Mn.	Rs. Mn.			US\$ Mn.	Euro Mn.	J.Yen Mn.	Rs. Mn.
136	Road Development Authority	National Savings Bank	Secure the Total Term Loan Facility				11,200.00	4-Aug-17	1-Apr-35				11,200.00
137	Road Development Authority	National Savings Bank	Settle Compensation Payment for Land Acquisition				7,500.00	12-Sep-17	1-Apr-35				7,500.00
138	National Water Supply & Drainage Board	Bank of Ceylon	Secure the Term Loan Facility	9.67			-	19-Oct-17	23-Oct-32				1,559.78
139	National Water Supply & Drainage Board	Bank of Ceylon	Secure the Term Loan Facility	18.10			-	19-Oct-17	23-Oct-32				3,047.87
140	National Water Supply & Drainage Board	China Development Bank	Loan Facility	13.70			-	21-Aug-17	21-Aug-42	42.51			
141	Road Development Authority	Sampath Bank	Secure the Term Loan Facility				14,500.00	20-Dec-17	31-Dec-32				14,500.00
142	Ceylon Electricity Board	Asian Development Bank	Sovereign Guarantee	115.00			-	29-Jun-17	15-May-41	39.81			
143	Ceylon Electricity Board	Asian Development Bank	Sovereign Guarantee	150.00			-	10-Jul-17	15-Nov-41	95.49			
144	Road Development Authority	Bank of Ceylon	Secure the Total Term Loan Facility				1,387.00	24-Jan-18	31-Jan-33				1,017.84
145	National Water Supply & Drainage Board	Uni Credit Bank Austria AG	Sovereign Guarantee		50.60		-	28-Mar-18	31-Aug-29		30.36		
146	National Water Supply & Drainage Board	People's Bank	Secure the Term Loan Facility		7.62		-	6-Apr-18	10-Apr-33				1,246.70
147	State Development and Construction Corporation	Bank of Ceylon	Secure the Loan Facility				1,000.00	8-Jun-18	11-Jun-33				897.43
148	State Engineering Corporation	Bank of Ceylon	Secure the Term Loan Facility				1,280.26	30-Jun-18	30-Jun-33				1,999.99
149	State Engineering Corporation	Bank of Ceylon	Secure the Term Loan Facility				719.74	22-Oct-18	30-Jun-33				
150	Ceylon Electricity Board	Asian Development Bank	Sovereign Guarantee	200.00			-	22-Nov-17	15-Sep-37	123.87			
151	National Water Supply & Drainage Board	People's Bank	Secure the Term Loan Facility				128.32	13-Jul-18	31-Jul-33				128.32
152	State Engineering Corporation	Bank of Ceylon	Secure the Term Loan Facility				300.00	6-Aug-18	8-Aug-28				300.00
153	Road Development Authority	Bank of Ceylon	Secure the Term Loan Facility				10,000.00	13-Aug-18	15-Aug-33				22,000.00
154	Road Development Authority	Bank of Ceylon	Secure the Term Loan Facility				5,766.52	3-Sep-18	15-Aug-33				
155	Road Development Authority	Bank of Ceylon	Secure the Term Loan Facility				4,150.00	11-Sep-18	15-Aug-33				
156	Road Development Authority	Bank of Ceylon	Secure the Term Loan Facility				1,854.99	17-Sep-18	15-Aug-33				
157	Road Development Authority	Bank of Ceylon	Secure the Term Loan Facility				228.49	9-Apr-19	15-Aug-33				

SCHEDULE I - STATEMENT OF CONTINGENT LIABILITIES

SCHEDULE I(a) - STATEMENT OF BANK GUARANTEES ISSUED BY THE GENERAL TREASURY AS AT 31.12.2021

	Institution	Bank or Institution	Purpose	Value of the Treasury Guarantees				Date of Issue	Date of Expiry	Outstanding Amount - Capital			
				US\$ Mn.	Euro Mn.	J.Yen Mn.	Rs. Mn.			US\$ Mn.	Euro Mn.	J.Yen Mn.	Rs. Mn.
158	Ceylon Petroleum Corporation	People's Bank	Secure the Term Loan Facility	7.73			-	31-Aug-18	15-Sep-31	7.73			
159	State Printing Corporation	People's Bank	Secure the Loan Facility				185.00	7-Sep-18	15-Sep-23				67.83
160	Ceylon Shipping Corporation Ltd	People's Bank	Secure the Loan Facility	71.91			-	7-Sep-18	3-Jun-34	60.41			
161	National Water Supply & Drainage Board	Bank of Ceylon	Secure the Term Loan Facility				382.24	25-Sep-18	15-Sep-33				588.31
162	Building Materials Corporation Ltd	Bank of Ceylon	Secure the Term Loan Facility				500.00	22-Oct-18	19-Oct-33				500.00
163	Road Development Authority	Bank of Ceylon	Secure the Term Loan Facility				5,000.00	12-Dec-18	20-Dec-33				9,000.00
164	Road Development Authority	Bank of Ceylon	Secure the Term Loan Facility				4,000.00	28-Dec-18	20-Dec-33				
165	National Water Supply & Drainage Board	ING Bank, NV of Netherlands	Secure The Commercial Loan		12.29		-	12-Dec-18	4-Jul-23		4.91		
166	National Water Supply & Drainage Board	ING Bank, NV of Netherlands	Secure The Export Credit Facility		70.66		-	12-Dec-18	3-Oct-33		41.23		
167	Road Development Authority	DFCC Bank	Secure the Term Loan Facility				5,000.00	14-Feb-19	12-Mar-34				5,000.00
168	National Water Supply & Drainage Board	People's Bank	Secure the Term Loan Facility				603.00	21-Feb-19	31-Jul-31				387.68
169	Airport & Aviation Services (Sri Lanka) Limited	Hatton National Bank	Secure the Debenture				4,000.00	22-Mar-19	21-Mar-34				4,000.00
170	Road Development Authority	Bank of Ceylon	Secure the Term Loan Facility				10,000.00	4-Apr-19	15-Apr-34				25,000.00
171	Road Development Authority	Bank of Ceylon	Secure the Term Loan Facility				5,000.00	7-May-19	15-Apr-34				
172	Road Development Authority	Bank of Ceylon	Secure the Term Loan Facility				5,000.00	6-Jun-19	15-Apr-34				
173	Road Development Authority	Bank of Ceylon	Secure the Term Loan Facility				5,000.00	21-Jun-19	15-Apr-34				
174	Ceylon Petroleum Corporation	China National Chemical Engineering No.14 Construction Co. Ltd	Sovereign Guarantee	43.78			-	26-Jun-19	31-Jan-31	21.69			
175	Sri Lankan Airlines Limited	DB Trustees (Hong Kong) Limited	Sovereign Guarantee	175.00			-	26-Jun-19	25-Jun-24	175.00			
176	Ceylon Electricity Board	Industrial And Commercial Bank of China Limited	Loan Facility	41.97			-	2-Jul-19	23-Apr-26	26.53			
177	Ceylon Electricity Board	Bank of Ceylon	Secure the Term Loan				5,000.00	24-Feb-20	28-Feb-23				5,000.00
178	Ceylon Electricity Board	People's Bank	Secure the Term Loan Facility				10,000.00	26-Mar-20	7-Apr-23				10,000.00

SCHEDULE I - STATEMENT OF CONTINGENT LIABILITIES

SCHEDULE I(a) - STATEMENT OF BANK GUARANTEES ISSUED BY THE GENERAL TREASURY AS AT 31.12.2021

	Institution	Bank or Institution	Purpose	Value of the Treasury Guarantees				Date of Issue	Date of Expiry	Outstanding Amount - Capital			
				US\$ Mn.	Euro Mn.	J.Yen Mn.	Rs. Mn.			US\$ Mn.	Euro Mn.	J.Yen Mn.	Rs. Mn.
179	Janatha Estates Development Board	Bank of Ceylon	Secure the Temporary Loan Facility				140.00	18-May-20	16-Jun-22				46.56
180	Elkaduwa Plantation Ltd	Bank of Ceylon	Secure the Loan Facility				30.00	18-May-20	18-May-22				8.73
181	Northsea Limited	Bank of Ceylon	Secure the Loan Facility				30.00	21-May-20	25-May-22				17.40
182	Sri Lanka Rupavahini Corporation	Bank of Ceylon	Secure the Long Term Loan Facility				200.00	10-Jun-20	15-Jun-24				139.53
183	National Water Supply & Drainage Board	National Savings Bank	Secure the Term Loan Facility				15,000.00	30-Jun-20	15-Jul-35				15,000.00
184	National Water Supply & Drainage Board	Bank of Ceylon	Secure the Term Loan Facility				2,500.00	9-Jul-20	15-Jul-35				5,041.77
185	National Water Supply & Drainage Board	Bank of Ceylon	Secure the Term Loan Facility				3,351.94	25-Aug-20	15-Jul-35				
186	General Sir John Kotelawala Defence University	National Savings Bank	Secure the Loan Facility	44.00			26,907.85	23-Jul-20	17-Sep-33				35,463.29
187	National Water Supply & Drainage Board	People's Bank	Secure the Term Loan Facility				2,874.69	31-Jul-20	15-Aug-35				1,043.68
188	National Paper Corporation	People's Bank	Working Capital Facility				40.00	22-Oct-20	31-Dec-35				36.92
189	Road Development Authority	National Savings Bank	Secure the Term Loan Facility				10,000.00	22-Oct-20	30-Jun-35				10,000.00
190	Ceylon Electricity Board	National Savings Bank	Secure the Term Loan				5,000.00	26-Nov-20	15-Dec-28				5,000.00
191	National Water Supply & Drainage Board	National Savings Bank	Secure the Term Loan Facility				15,000.00	9-Dec-20	15-Dec-35				
192	Road Development Authority	People's Bank	Secure the Term Loan Facility				10,000.00	30-Dec-20	31-Dec-35				10,000.00
193	Road Development Authority	Bank of Ceylon	Secure the Term Loan Facility				10,000.00	5-Jan-21	1-Jan-36				10,000.00
194	Northsea Limited	Bank of Ceylon	Secure Term Loan Facility				9.02	16-Mar-21	31-Dec-21				8.63
195	National Water Supply & Drainage Board	Commercial Bank	Secure Term Loan Facility				968.36	20-Jan-21	15-Jul-29				879.57
196	National Water Supply & Drainage Board	Hatton National Bank	Secure the Term Loan Facility				6,046.03	10-Feb-21	1-Jul-31				
197	National Water Supply & Drainage Board	Hatton National Bank	Secure the Term Loan Facility				1,471.36	11-Feb-21	1-Jan-31				1,471.36
198	National Water Supply & Drainage Board	National Savings Bank	Secure Term Loan Facility				710.61	11-Feb-21	31-May-29				710.61
199	Lanka Sathosa Limited	People's Bank	Short Loan Facility				2,241.00	16-Feb-21	31-Dec-21				2,175.89
200	Road Development Authority	National Savings Bank	Secure Term Loan				5,000.00	19-Feb-21	20-Feb-36				10,000.00
201	Road Development Authority	National Savings Bank	Secure Term Loan				5,000.00	15-Mar-21	20-Feb-36				
202	Ceylon Electricity Board	National Savings Bank	Secure the Term Loan Facility				2,500.00	24-Feb-21	31-Dec-22				1,250.00

SCHEDULE I - STATEMENT OF CONTINGENT LIABILITIES

SCHEDULE I(a) - STATEMENT OF BANK GUARANTEES ISSUED BY THE GENERAL TREASURY AS AT 31.12.2021

	Institution	Bank or Institution	Purpose	Value of the Treasury Guarantees				Date of Issue	Date of Expiry	Outstanding Amount - Capital			
				US\$ Mn.	Euro Mn.	J.Yen Mn.	Rs. Mn.			US\$ Mn.	Euro Mn.	J.Yen Mn.	Rs. Mn.
203	Paddy Marketing Board	People's Bank	Secure the Term Loan Facility				942.95	24-Feb-21	15-Feb-22				759.08
204	Ceylon Electricity Board	People's Bank	Term Loan Facility				6,500.00	3-Mar-21	26-Jun-29				3,284.50
205	Bank of Ceylon & People's Bank	Asian Infrastructure Investment Bank (AIIB)	Sovereign Guarantee	180.00			-	21-Mar-21	21-Mar-27	180.00			
206	Sri Lankan Airlines Limited	People's Bank	Secure the Loan Facility	7.50			-	6-May-21	7-May-22				1,387.50
207	Sri Lankan Airlines Limited	Bank of Ceylon	Secure the Loan Facility	5.00			450.00	6-May-21	15-May-22	5.00			450.00
208	Road Development Authority	Bank of Ceylon	Secure the Term Loan				10,000.00	9-Jun-21	10-Jun-36				10,000.00
209	State Engineering Corporation	Bank of Ceylon	short Term Loan Facility				100.00	14-Jun-21	15-Jun-22				100.00
210	National Paper Corporation	People's Bank	Working Capital Facility				100.00	25-Jun-21	30-Jun-26				80.66
211	Urban Development Authority	Bank of Ceylon	Secure the Credit Facilities				2,189.88	2-Jul-21	17-Apr-22				2,189.88
212	Sri Lanka Insurance Corporation	Sri Lanka Insurance Corporation	Counter Guarantee (USD 12 Mn)	12.00			-	2-Jul-21	24-Sep-22	12.00			
213	Paddy Marketing Board	People's Bank	Secure the Loan Facility				1,000.00	15-Jul-21	22-Mar-22				554.23
214	Road Development Authority	National Savings Bank	Secure the Loan Facility				3,250.00	15-Jul-21	15-Jul-36				3,210.39
215	Sri Lankan Airlines Limited	Bank of Ceylon	Secure the Overdraft Facilities	30.00			-	30-Jul-21	15-Jul-22	69.91			
216	Sri Lankan Airlines Limited	People's Bank	Secure the Term Loan	30.00			-	30-Jul-21	31-Jul-22				5,322.69
217	Road Development Authority	National Savings Bank	Secure Term Loan				10,000.00	29-Jul-21	30-Jul-36				10,000.00
218	Lanka Coal Company (Pvt) Ltd	People's Bank	To Open the Letter's of Credit to Facilitate the				13,000.00	1-Sep-21	31-Aug-22				13,899.30
219	State Printing Corporation	People's Bank	Secure the credit Facilities				1,165.00	8-Sep-21	15-Sep-22				940.49
220	Northsea Limited	Sri Lanka Savings Bank	Secure the Term Loan				60.00	22-Sep-21	15-May-26				59.56
221	Ceylon Fisheries Corporation	Bank of Ceylon	Secure the Short Term				50.00	28-Sep-21	31-Mar-22				14.85
222	BCC Lanka Ltd.	People's Bank	To Open the Letter of Credit of the Loan Facility				300.00	30-Sep-21	31-Mar-22				300.00
223	Road Development Authority	National Savings Bank	For Debenture				10,000.00	13-Oct-21	11-Oct-36				10,000.00
224	Sri Lanka State Plantation Corporation	People's Bank	Secure the Loan Facility				100.00	15-Oct-21	15-Oct-22				100.00
225	Sri Lankan Airlines Limited	People's Bank	Secure the Term Loan				1,351.90	28-Oct-21	11-Nov-22				1,351.90

SCHEDULE I - STATEMENT OF CONTINGENT LIABILITIES

SCHEDULE I(a) - STATEMENT OF BANK GUARANTEES ISSUED BY THE GENERAL TREASURY AS AT 31.12.2021

	Institution	Bank or Institution	Purpose	Value of the Treasury Guarantees				Date of Issue	Date of Expiry	Outstanding Amount - Capital			
				US\$ Mn.	Euro Mn.	J.Yen Mn.	Rs. Mn.			US\$ Mn.	Euro Mn.	J.Yen Mn.	Rs. Mn.
226	Sri Lankan Airlines Limited	People's Bank	Secure the Term Loan Facility	5.38			-	28-Oct-21	11-Nov-22	5.38			
227	Road Development Authority	Bank of Ceylon	To secure the Term Loan Facility				12,950.38	1-Nov-21	1-Nov-36				360.66
228	Ceylon Petroleum Corporation	People's Bank	To secure the Foreign Currency Loans	750.00			-	5-Nov-21	5-Nov-22	1,035.68			
229	Ceylon Petroleum Corporation	People's Bank	Secure the Foreign Currency Loans	900.00				10-Nov-21	31-Dec-22				
230	Ceylon Petroleum Corporation	Bank of Ceylon	To secure the Foreign Currency Loans	750.00			-	5-Nov-21	5-Nov-22	577.88			
231	Road Development Authority	National Savings Bank	For Debenture				11,800.00	9-Nov-21	11-Oct-36				11,800.00
232	Ceylon Petroleum Corporation	Bank of Ceylon	Secure the Foreign Currency Loans	200.00			-	10-Nov-21	31-Dec-22	1,121.90			
233	Ceylon Petroleum Corporation	Bank of Ceylon	Secure the Foreign Currency Loans	700.00			-	10-Nov-21	31-Dec-22				
234	Road Development Authority	Bank of Ceylon	To secure the Term Loan Facility				11,000.00	12-Nov-21	25-Jun-35				11,000.00
235	Road Development Authority	Bank of Ceylon	To secure the Term Loan Facility				14,000.00	12-Nov-21	14-Jul-35				14,000.00
236	Road Development Authority	People's Bank	To secure the Term Loan Facility				17,000.00	12-Nov-21	15-Jul-35				25,000.00
237	Road Development Authority	People's Bank	To secure the Term Loan Facility				8,000.00	12-Nov-21	25-Aug-35				
238	Janatha Estates Development Board	Bank of Ceylon	Working Capital Facility				200.00	25-Nov-21	2-Dec-26				200.00
239	Techno Park Development Company Private Limited	National Savings Bank	Secure the Term Loan Facility				750.00	30-Nov-21	29-Nov-26				750.00
240	National Water Supply & Drainage Board	National Savings Bank	Working Capital Facility				2,000.00	2-Dec-21	31-May-36				500.00
241	Ceylon Fisheries Corporation	Bank of Ceylon	Secure the Term Loan Facility				100.00	3-Dec-21	15-Aug-22				150.00
242	Ceylon Fisheries Corporation	Bank of Ceylon	Secure the Term Loan Facility				100.00	29-Dec-21	15-Oct-22				
243	Road Development Authority	National Savings Bank	For Debenture				8,200.00	30-Dec-21	11-Oct-36				8,200.00
				5,027.63	299.43	74,397.00	590,399.68			3,998.09	81.71	59,024.00	571,055.85
				203.00	233.03	1,779.6				203.00	233.03	1,779.6	
				1,020,603.88	69,775.60	132,396.90	590,399.68			811,608.06	19,039.77	105,039.11	571,055.85
		Total					1,813,176.06						1,506,742.80

**SCHEDULE I(b) - STATEMENT OF LETTERS OF COMFORT ISSUED TO LOCAL BANKS AND THE LIABILITIES
AS AT 31ST DECEMBER 2021**

	Institution	Bank or Institution	LC Amount		Date of Issue	Date of Expiry	Outstanding Amount - Capital	
			US\$ Mn	Rs. Mn			US\$ Mn.	Rs. Mn.
1	Co-operative Wholesale Establishment	Paddy Marketing Board		440.00	11-Jan-17	11-Jan-18		440.00
2	Co-operative Wholesale Establishment	Paddy Marketing Board		440.00	1-Mar-17	22-Feb-18		289.60
3	Bank of Ceylon and Peoples Bank	Export Development Board		60.00	29-Mar-18	31-Mar-25		60.00
4	Lanka Sathosa Limited	People's Bank		3,000.00	7-Oct-19	31-Dec-24		1,800.00
5	Sri Lankan Air Lines Limited	Bank of Ceylon	25.00	-	30-Mar-21	21-Feb-22	25.00	
6	Sri Lankan Air Lines Limited	People's Bank	25.00	-	30-Mar-21	21-Feb-22	25.00	
7	Sri Lankan Air Lines Limited	Bank of Ceylon		12,900.00	16-Jul-21	30-Jun-22		12,900.00
8	Sri Lankan Air Lines Limited	People's Bank		13,350.00	16-Jul-21	30-Jun-22		13,350.00
9	Sri Lankan Air Lines Limited	Bank of Ceylon	1.80	378.61	22-Jul-21	1-Sep-23	1.93	251.55
10	Sri Lankan Air Lines Limited	People's Bank	1.90	429.06	22-Jul-21	1-Sep-22	1.25	284.42
11	Sri Lankan Air Lines Limited	People's Bank		122.79	22-Jul-21	1-Mar-22		11.11
12	Sri Lankan Air Lines Limited	Bank of Ceylon	2.30	-	17-Aug-21	1-Sep-22	1.58	
13	Lanka Sathosa Limited	People's Bank		3,000.00	26-Aug-21	31-Aug-22		400.23
14	Sri Lankan Air Lines Limited	Bank of Ceylon	42.50	-	8-Oct-21	7-Oct-22	42.50	
15	Sri Lankan Air Lines Limited	People's Bank	42.50	-	8-Oct-21	7-Oct-22	42.50	
16	Mihin Lanka Limited	Bank of Ceylon	2.50	-	9-Dec-21	31-Dec-22	2.50	
17	Mihin Lanka Limited	People's Bank	2.50	-	9-Dec-21	31-Dec-22	2.50	
18	Mihin Lanka Limited	Bank of Ceylon		1,650.00	9-Dec-21	31-Dec-22		1,650.00
19	Mihin Lanka Limited	People's Bank		1,650.00	9-Dec-21	31-Dec-22		1,560.90
20	Mihin Lanka Limited	Bank of Ceylon	2.50	-	9-Dec-21	31-Dec-22	2.50	
21	Mihin Lanka Limited	People's Bank	2.50	-	9-Dec-21	31-Dec-22	2.50	
22	Sri Lankan Air Lines Limited	Bank of Ceylon	32.50	-	13-Dec-21	31-Dec-22	32.50	
23	Sri Lankan Air Lines Limited	People's Bank	32.50	-	13-Dec-21	31-Dec-22	32.50	
			216.00	37,420.46			214.76	32,997.81
			202.9992				202.9992	
			43,847.12	37,420.46			43,595.30	32,997.81
	Total			81,267.58				76,593.11

SCHEDULE II - STATEMENT OF CAPITAL INVESTMENT IN DEVELOPMENT PROJECTS - 2021

Head No	Institution	Project Description	Provision (Rs.)	Expenditure (Rs.)	Expenditure as % of Provision
101	Ministry of Buddha Sasana, Religious and Cultural Affairs	Shilpa Gammana Programme	2,000,000	1,637,044	82
103	Ministry of Defence	Strategic Defence Communication Network	300,000,000	36,066,714	12
110	Ministry of Justice	USAID Funded - Core Justice	8,590,344	8,590,343	100
111	Ministry of Health	Health Sector Training	10,000,000	8,487,750	85
		Upgrading of Nurses Training Schools	555,000,000	111,582,630	20
		Funded Activities by SAARC Fund	5,500,000	2,238,872	41
		Programme for Strengthening Primary Level Health Care	50,000,000	30,562,647	61
114	Ministry of Transport	Greater Colombo Urban Transport Development Project Phase 1 (GOSL -Japan)	316,682,612	291,682,000	92
		Sahasara Bus Modernization Programme	281,117,388	71,225,047	25
116	Ministry of Trade	Gap Financing of the Settlement of Outstanding Loans obtained from Bank of Ceylon & People's Bank by Lanka Sathosa and Cooperative Wholesale Establishment to Import Rice to Protect Consumers	4,064,000,000	3,898,176,111	96
		Expo - 2020 Dubai Programme	50,000,000	41,865,428	84
117	Ministry of Highways	Tax Component	600,000,000	162,610,395	27
		National Savings Bank Funded Projects	500,000,000	488,090,000	98
		Reconstruction of Damaged/Weak Bridges on National Highways	700,000,000	308,430,976	44
		Establishment of Bridge Maintenance System and Bridge Assessment Unit in the Road Development Authority (GOSL-JICA)	5,000,000	726,000	15
		Construction of Flyovers Over the Railway Line at Uttharananda Mawatha and Near the Slave Island Railway Station	3,785,261,000	2,259,515,061	60
		Rehabilitation of Peradeniya Badulla Road from Badulla to Chenkalady (GOSL-OFID)	182,000,000	110,500,000	61
		Southern Road Connectivity Project (GOSL-ADB)	210,000,000	9,798,807	5
		Integrated Road Investment Programme (i Road) (GOSL-ADB)	200,000,000	42,500,000	21
		Integrated Road Investment Programme (i Road) (GOSL-ADB)	200,000,000	4,500,000	2

SCHEDULE II - STATEMENT OF CAPITAL INVESTMENT IN DEVELOPMENT PROJECTS - 2021

Head No	Institution	Project Description	Provision (Rs.)	Expenditure (Rs.)	Expenditure as % of Provision
		Widening and Improvement of Roads and Bridges in Central and Uva Provinces (GOSL-EXIM China)	97,500,000	97,500,000	100
		Transport Project Preparatory Facility (GOSL-ADB)	40,000,000	6,000	0
		Transport Connectivity & Asset Management Project (GOSL-WB)	33,736,000	19,032,834	56
		Rehabilitation of the A 17 Road Corridor from Deniyaya to Rakwana	33,000,000	5,975,558	18
		Regional Bridge Project (GOSL-UK) Phase II	55,000,000	43,276,648	79
		Reconstruction of 25 Bridges on National Highways (GOSL-Kuwait)	52,500,000	42,003,420	80
		Second New Kelani Bridge Construction Project (GOSL-JICA)	194,900,000	128,419,594	66
		Construction of Fly Overs at Rajagiriya, Polgahawela & Ganemulla (GOSL- Spain)	7,951,000	585,007	7
		Design and Construction of Flyovers in Kohuwala and Gatambe	70,200,000	29,583,802	42
		Landslide Disaster Protection Project of National Road Network (GOSL-JICA)	130,000,000	130,000,000	100
		Extension of Southern Expressway From Matara to Hambantota (GOSL-China)	430,154,424	430,153,878	100
		Extension of Southern Expressway From Matara to Hambantota (GOSL-China)	4,045,000,000	4,045,000,000	100
		Extension of Southern Expressway From Matara to Hambantota (GOSL-China)	7,023,875,025	7,023,874,607	100
		Outer Circular Highway Phase III from Kadawatha to Kerawalapitiya (GOSL-China-Exim Bank)	1,099,000,000	1,066,026,025	97
		Extension of Southern Expressway From Matara to Hambantota (GOSL-China)	1,825,319,207	1,825,316,967	100
		Rehabilitation and Improvement of Priority Roads 3Phase I (GOSL-CDB)	2,526,581,000	2,526,580,831	100
		Rehabilitation and Improvement of Priority Roads 3 Phase II (GOSL-CDB)	2,583,901,000	2,583,900,110	100
		Road Sector Assistant Project II (RSAPII) (GOSL-World Bank)	340,000,000	330,797,764	97

SCHEDULE II - STATEMENT OF CAPITAL INVESTMENT IN DEVELOPMENT PROJECTS - 2021

Head No	Institution	Project Description	Provision (Rs.)	Expenditure (Rs.)	Expenditure as % of Provision
		Inclusive Connectivity and Development Project (GOSL-WB) - Infrastructure Development	251,769,000	251,768,125	100
		Kandy Tunnel Construction Project (GOSL-EDCF Korea)	117,200,000	19,994,432	17
		Port Access Elevated Highway Project (GOSL-ADB)	16,627,441,000	4,504,592,607	27
		Rehabilitation of Peradeniya Badulla Road from Badulla to Chenkalady (GOSL-OFID) (GOSL-SFD)	3,500,000,000	2,536,570,983	72
		Road Network Development Project (GOSL-SFD)	601,000,000	480,187,980	80
		Northern Road Connectivity Project- Supplementary Loan (GOSL-ADB)	193,105,000	193,079,136	100
		Road Network Development Project (GOSL-OPEC)	120,000,000	75,465,382	63
		Colombo District Road Development Project (GOSL-OFID)	1,430,000,000	904,747,332	63
		Western Province National Highways (GOSL-OFID)	450,000,000	379,487,177	84
		Rehabilitation of Peradeniya - Badulla Road from Badulla to Chenkalady (GOSL-OFID)	2,500,000,000	1,282,470,176	51
		Southern Road Connectivity Project (GOSL-ADB)	2,000,000,000	1,713,977,998	86
		Integrated Road Investment Programme (i Road) (GOSL-ADB)	10,150,000,000	10,128,945,898	100
		Integrated Road Investment Programme (i Road) (GOSL-ADB)	38,269,490,000	38,231,709,332	100
		Widening and Improvement of Roads and Bridges in Central and Uva Provinces (GOSL-EXIM China)	8,500,000,000	6,788,822,045	80
		Transport Project Preparatory Facility (GOSL-ADB)	225,000,000	17,361,574	8
		Transport Connectivity & Asset Management Project (GOSL-WB)	263,954,000	128,778,249	49
		Reconstruction of 25 Bridges on National Highways (GOSL-Kuwait)	2,030,000,000	1,496,885,475	74
		Second New Kelani Bridge Construction Project (GOSL-JICA)	15,166,500,000	10,066,027,765	66
		Design and Construction of Flyovers in Kohuwala and Gatambe	4,270,000,000	2,636,192,865	62
		Rehabilitation of Peradeniya-Badulla Road from Badulla to Chenkalady (GOSL-OFID)	40,000,000	40,000,000	100

SCHEDULE II - STATEMENT OF CAPITAL INVESTMENT IN DEVELOPMENT PROJECTS - 2021

Head No	Institution	Project Description	Provision (Rs.)	Expenditure (Rs.)	Expenditure as % of Provision
		Southern Road Connectivity Project (GOSL-ADB)	60,000,000	57,000,000	95
		Central Expressway - Section 01 (Kadawatha-Mirigama)	201,000,000	92,200,000	46
		Central Expressway - Section 03 (Pothuhera-Galagedera)	183,000,000	182,915,000	100
		Central Expressway - Section 04 (Kurunegala-Dambulla)	108,000,000	108,000,000	100
		Port Access Elevated Highway Project (GOSL-ADB)	250,000,000	49,126,059	20
		Rehabilitation of Peradeniya-Badulla Road from Badulla to Chenkalady (GOSL-SFD)	250,000,000	132,641,266	53
		Road Network Development Project (GOSL-SFD)	30,000,000	18,100,000	60
		Northern Road Connectivity Project - Supplementary Loan (GOSL-ADB)	1,366,000	1,160,897	85
		Road Network Development Project (GOSL-OPEC)	15,000,000	9,000,000	60
		Colombo District Road Development Project (GOSL-OFID)	230,000,000	56,200,000	24
		Western Province National Highways (GOSL-OFID)	85,000,000	80,870,000	95
		Central Expressway - Section 02 (Mirigama-Kurunegala)	70,000,000	56,000,000	80
		Colombo Rathnapura-Pelmadulla Expressway	52,500,000	52,500,000	100
		Elevated Highway from New Kelani Bridge to Athurugiriya	1,610,000,000	271,800,000	17
		Road Maintenance Trust Fund	8,502,000,000	4,006,024,721	47
		Baseline Road Phase III	438,000,000	9,456,735	2
		Network Planning & Road Safety	150,000,000	5,617,342	4
		Traffic Management	400,000,000	42,192,339	11
		Marine Drive Extension up to Panadura	737,000,000	469,020,000	64
		Gap Financing of the Road Development Authority's Commitments	29,412,044,000	25,591,704,808	87
		Surveys, Investigations and Feasibility Studies	175,500,000	33,775,000	19
		Development of 100,000 km of Alternative Roads to Access Main Roads and Expressways	112,981,345,000	48,261,993,989	43
		Widening & Improvements of Roads - Colombo District	850,000,000	673,967,887	79
		Widening & Improvements of Roads - Gampaha District	500,000,000	310,066,913	62
		Widening & Improvements of Roads - Kalutara District	250,000,000	83,805,735	34

SCHEDULE II - STATEMENT OF CAPITAL INVESTMENT IN DEVELOPMENT PROJECTS - 2021

Head No	Institution	Project Description	Provision (Rs.)	Expenditure (Rs.)	Expenditure as % of Provision
		Widening & Improvements of Roads - Kandy District	450,000,000	90,247,504	20
		Widening & Improvements of Roads - Matale District	350,000,000	10,979,427	3
		Widening & Improvements of Roads - Nuwara Eliya District	260,000,000	2,434,734	1
		Widening & Improvements of Roads - Matara District	300,000,000	87,919,196	29
		Widening & Improvements of Roads - Galle District	300,000,000	53,339,494	18
		Widening & Improvements of Roads - Hambantota District	300,000,000	77,767,517	26
		Widening & Improvements of Roads - Jaffna District	250,000,000	206,776,260	83
		Widening & Improvements of Roads - Kilinochchi District	200,000,000	154,097,598	77
		Widening & Improvements of Roads - Vavuniya District	200,000,000	44,116,597	22
		Widening & Improvements of Roads - Mullaitivu District	200,000,000	17,199,674	9
		Widening & Improvements of Roads - Batticaloa District	200,000,000	92,542,295	46
		Widening & Improvements of Roads - Ampara District	200,000,000	43,981,401	22
		Widening & Improvements of Roads - Trincomalee District	200,000,000	9,698,263	5
		Widening & Improvements of Roads - Kurunegale District	350,000,000	278,267,955	80
		Widening & Improvements of Roads - Puttalam District	250,000,000	53,487,921	21
		Widening & Improvements of Roads - Anuradhapura District	300,000,000	136,050,577	45
		Widening & Improvements of Roads - Pollonnaruwa District	110,000,000	5,043,657	5
		Widening & Improvements of Roads - Badulla District	250,000,000	57,939,423	23
		Widening & Improvements of Roads - Monaragala District	180,000,000	66,873,419	37
		Widening & Improvements of Roads - Kegalle District	260,000,000	41,643,504	16
		Widening & Improvements of Roads - Rathnapura District	200,000,000	56,842,495	28
118	Ministry of Agriculture	Climate Smart Irrigated Agriculture Project (CSIAP) (GOSL/WB)	1,500,000,000	551,187,312	37
		Wayamba Development Programme	1,711,000,000	1,710,902,237	100
		Wayamba Development Programme	270,000,000	5,460	0
119	Ministry of Power	Upgrading the Electricity Facilities for Below Income Families in Rural Areas	750,000,000	745,865,471	99

SCHEDULE II - STATEMENT OF CAPITAL INVESTMENT IN DEVELOPMENT PROJECTS - 2021

Head No	Institution	Project Description	Provision (Rs.)	Expenditure (Rs.)	Expenditure as % of Provision
		Supporting Electricity Supply Reliability Improvement Project - Package 08	277,700,000	231,000,000	83
123	Ministry of Urban Development and Housing	Light Rail Transit System Project (GOSL - JICA) Infrastructure Development	264,297,438	264,297,437	100
		Light Rail Transit System Project (GOSL - JICA) Infrastructure Development	18,113	18,113	100
		Urban Regeneration Programme	4,000,000,000	2,752,527,974	69
		Metro Colombo Urban Development Project (GOSL-World Bank)	5,000,000,000	3,994,850,199	80
		Development of Strategic Cities Kandy and Galle (GOSL-World Bank)	1,499,738,218	1,499,345,554	100
		Development of Strategic Cities Jaffna (GOSL-World Bank)	2,060,000,000	1,401,852,323	68
		Development of Strategic Cities Anuradhapura (GOSL-AFD)	1,000,000,000	367,507,329	37
		Urban Regeneration Programme	4,000,000,000	3,394,584,328	85
		Urban Project Preparatory Facility (GOSL/ADB)	419,524,328	151,487,480	36
		Metro Colombo Urban Development Project (GOSL-World Bank)	700,000,000	700,000,000	100
		Development of Strategic Cities Kandy and Galle (GOSL-World Bank)	200,000,000	200,000,000	100
		Development of Strategic Cities Jaffna (GOSL-World Bank)	1,165,000,000	135,552,381	12
		Development of Strategic Cities Anuradhapura (GOSL-AFD)	255,000,000	254,999,795	100
		Urban Regeneration Programme	2,000,000,000	577,436,233	29
		Urban Project Preparatory Facility (GOSL/ADB)	66,000,000	23,917,426	36
149	Ministry of Industries	Industrial State Development Programme	300,000,000	175,787,292	59
		Upgrading and Modernization of Main and Mini Industrial Estates	60,000,000	50,614,676	84
		Create Dedicated Zone for Textile Manufacturing and Related Industries Eravur	849,850,000	599,772,434	71
151	Ministry of Fisheries	Improvement of Kalametiya Fishery Harbor -Infrastructure Development	43,000,000	12,468,533	29
		Improve Fishery Villages in 10 Coastal Districts Including Hambantota, Jaffna and Batticaloa	39,012,000	39,012,000	100
		Fisheries Community Empowerment	40,000,000	16,831,414	42

SCHEDULE II - STATEMENT OF CAPITAL INVESTMENT IN DEVELOPMENT PROJECTS - 2021

Head No	Institution	Project Description	Provision (Rs.)	Expenditure (Rs.)	Expenditure as % of Provision
		Develop the Gandara Fishery Harbour and Developing a New Fishery Harbor in Wellamankara	605,000,000	512,647,137	85
		Construction of Balapitiya Fishery Harbour	2,000,000	1,030,216	52
		Construction of Gandara Fishery Harbour	1,710,000,000	1,598,183,848	93
		Negombo Lagoon Development Project	73,500,000	11,095,602	15
		Construction of Rekawa Anchorage	215,000,000	198,726,862	92
		Construction of Mawella Anchorage	150,000,000	145,140,822	97
159	Ministry of Tourism	Upgrading the Railway Stations and Declared as Archaeological Sites	62,000,000	19,636,704	32
		Development of Forts	100,000,000	30,253,331	30
160	Ministry of Environment	Construction of Solid Waste Disposal Facilities Anuradhapura, Hikkaduwa, Udunuwara and Panadura (GOSL /Korea)	19,500,000	19,319,279	99
161	Ministry of Wildlife and Forest Conservation	Ecosystem Conservation & Management Project	1,508,000,000	1,417,557,029	94
		Ecosystem Conservation & Management Project	10,000,000	9,797,334	98
166	Ministry of Water Supply	Water Supply and Sanitation Improvement Project (GOSL-WB)	7,750,000,000	5,249,968,829	68
		Project for Enhancement of Operational Efficiency and Asset Management Capacity of Regional Support Centre Western South of NWS&DB in Sri Lanka (GOSL / JICA)	40,000,000	40,000,000	100
		Water Supply and Sanitation Improvement Project (GOSL-WB)	200,000,000	200,000,000	100
		China Sri Lanka Grant Research Project (for the Investigation of Chronic Kidney Disease)	60,000,000	56,802,598	95
		Project for Enhancement of Operational Efficiency and Asset Management Capacity of Regional Support Centre Western South of NWS&DB in Sri Lanka (GOSL / JICA)	2,918,730	2,918,730	100
		WASH Knowledge and Skills Development of Teachers and Frontline Healthcare Workers (UNICEF)	3,409,400	1,016,340	30

SCHEDULE II - STATEMENT OF CAPITAL INVESTMENT IN DEVELOPMENT PROJECTS - 2021

Head No	Institution	Project Description	Provision (Rs.)	Expenditure (Rs.)	Expenditure as % of Provision
176	Ministry of Ports and Shipping	System of Issuing Certificate of Competencies & Seafarer Continuous Discharge Certificate with Biometric to Comply with Seafarer Identity Document	15,000,000	14,071,537	94
		Port Access Elevated Highway Project (GOSL - ADB)	150,000,000	107,547,465	72
		Feasibility Study for Colombo North Port Development Project (GOSL-ADB)	342,000,000	267,640,627	78
		Feasibility Study for Colombo North Port Development Project (GOSL-ADB)	38,000,000	19,303,084	51
194	Ministry of Youth and Sports	Development of Sports Infrastructure	753,000,000	23,759,351	3
		Infrastructure Development of Sports Schools	145,000,000	2,354,710	2
		Development of Rural Sport Facilities	500,000,000	436,494,396	87
198	Ministry of Irrigation	Talpitigala Reservoir	400,000,000	238,322,136	60
		Rehabilitation of Major and Medium Irrigation Schemes Including Emergency Infrastructure Rehabilitation Works	307,000,000	209,076,131	68
		Lower Malwathuoya Multisector Development Project	325,000,000	259,866,401	80
		Gin Nilwala Diversion Project	20,000,000	15,948,364	80
		Productivity Enhancement and Irrigation System Efficiency Management Project	280,000,000	163,592,476	58
		Moragahakanda and Kaluganga Reservoir Project (GOSL-China, Kuwait & Saudi)	4,872,500,000	4,668,000,000	96
		Uma Oya Diversion Project	6,200,000,000	5,392,845,603	87
		Irrigation Development Plan for Peripheral area of Settlers in Pelawatta Sugar Plantation Area	35,000,000	17,639,282	50
		Kivul Oya Reservoir Project	32,000,000	27,980,000	87
		Barrack Plane Lake Development Project Nuwara-Eliya	40,000,000	34,406,736	86
		Climate Resilience Improvement Project (GOSL W.B)	2,375,000,000	2,340,239,135	99
		Climate Resilience Improvement Project (GOSL/W.B) Additional Financing	1,625,000,000	1,276,231,953	79
		Moragahakanda and Kaluganga Reservoir Project (GOSL-China, Kuwait & Saudi)	1,213,000,000	473,648,046	39
		Mahaweli Water Security Investment Programme (GOSL-ADB)	12,442,000,000	11,837,681,944	95

SCHEDULE II - STATEMENT OF CAPITAL INVESTMENT IN DEVELOPMENT PROJECTS - 2021

Head No	Institution	Project Description	Provision (Rs.)	Expenditure (Rs.)	Expenditure as % of Provision
		Moragahakanda and Kalu Ganga Reservoir Project (GOSL-China, Kuwait & Saudi)	500,000,000	251,932,101	50
		Climate Resilience Improvement Project (GOSL-WB)	10,000,000	9,435,958	94
		Climate Resilience Improvement Project (GOSL/WB) Additional Financing	20,000,000	18,462,359	92
		Moragahakanda and Kalu Ganga Reservoir Project (GOSL-China, Kuwait & Saudi)	105,000,000	76,451,545	73
		Mahaweli Water Security Investment Programme (GOSL-ADB)	1,656,000,000	1,238,000,000	75
		Integrated Watershed & Water Resources Management Project (IWWRMP)	647,380,000	304,001,188	47
		Integrated Watershed and Water Resources Management Project - Infrastructure Development	5,500,000	4,058,814	74
		Mathara Nilwala-Eliya Development Project Infrastructure Development	50,000,000	17,516,842	35
		Pilot Farm Land Consolidation Study Project (Japan)- Infrastructure Development-	20,300,000	19,785,591	97
		Small & Medium Tanks Rehabilitation in Agricultural Areas	760,500,000	368,014,497	48
202	Department of Muslim Religious and Cultural Affairs	Contraction of Islamic Cultural Centers & Improvement of Mosque	15,000,000	14,506,613	97
204	Department of Hindu Religious and Cultural Affairs	Renovation, Rehabilitation of Infrastructure Facilities of Hindu Temples	90,000,000	90,000,000	100
209	Department of National Archives	Archival Management Project	30,656,960	2,001,460	7
219	Department of Sports Development	Other Capital Expenditure	2,000,000	2,000,000	100
		Other Capital Expenditure	250,000,000	185,203,948	74
223	Sri Lanka Navy	Construction of Quay at Dockyard - Trincomalee	793,000,000	489,167,917	62
		Other Capital Expenditure	150,000,000	76,304,240	51
230	Department of Legal Draftsman	Other Capital Expenditure	28,800	28,800	100
237	Department of National Planning	Decentralized Budget	2,250,000,000	1,645,575,781	73
		Rural Infrastructure Development Programme (RIPD) (Including Sapiri Gamak Programme)	8,000,000,000	5,304,876,602	66

SCHEDULE II - STATEMENT OF CAPITAL INVESTMENT IN DEVELOPMENT PROJECTS - 2021

Head No	Institution	Project Description	Provision (Rs.)	Expenditure (Rs.)	Expenditure as % of Provision
		Promoting Autonomy, Literacy and Attentiveness through Market Alliance (PALAM/A) Project in Sri Lanka	865,631,198	865,631,198	100
		Promoting Autonomy, Literacy and Attentiveness through Market Alliance (PALAM/A) Project in Sri Lanka	56,000,000	55,582,600	99
280	Department of Project Management and Monitoring	Web Based Project Monitoring System - Other	200,000,000	6,606,464	3
281	Department of Agrarian Development	Development of Minor Irrigation Systems and Abundant Paddy Lands	1,000,000,000	474,558,751	47
		Development of Village Tank Cascades Systems (Ellangawa)	558,633,000	215,313,357	39
282	Department of Irrigation	Rural Tank Development Project Under "Wari Saubhagya Programm-Infrastructure Development	556,290,000	389,556,797	70
		Rehabilitation of Dematagalla Tank	5,000,000	256,433	5
		Rehabilitation of Kudawilachchiya Reservoir	180,000,000	102,647,169	57
		Ellewewa Reservoir	250,000,000	168,651,777	67
284	Department of Wildlife Conservation	Habitat Enrichment for Wildlife	528,000,000	132,754,958	25
		Other Capital Expenditure	6,500,000	3,482,592	54
		Improvement of Road Network in National Parks	30,000,000	11,777,529	39
285	Department of Agriculture	Accelerated Seed Farms Development Programme	350,000,000	205,395,406	59
		Improvement of School of Agriculture	128,000,000	78,675,207	61
		Strengthening of Seed Certification Activities (Office, Quarters, Laboratories & Equipment)	10,000,000	4,789,702	48
289	Department of Export Agriculture	Other Capital Expenditure	1,500,000	1,500,000	100
		Other Capital Expenditure	2,500,000	2,481,303	99
290	Department of Fisheries and Aquatic Resources	Habitat Enrichment for Fish Production in Coastal Area	10,000,000	9,464,704	95
294	Department of National Zoological Gardens	Development of Safari Park at Hambantota	25,000,000	22,008,048	88
300	Department of Food Commissioner	Loan Facility for Small and Medium Rice Millers to Maintain a Rice Buffer Stock	100,000,000	99,794,471	100
		Maintenance of 8,000 MT Rice Buffer Stock for Mandatory of SAARC Food -Bank Security	200,000,000	200,000,000	100

SCHEDULE II - STATEMENT OF CAPITAL INVESTMENT IN DEVELOPMENT PROJECTS - 2021

Head No	Institution	Project Description	Provision (Rs.)	Expenditure (Rs.)	Expenditure as % of Provision
311	Department of National Physical Planning	Physical Plans and Research Activities	5,200,000	1,965,818	38
		Township Development Plans New Town at Anuradhapura Lolugaswewa Project	200,000,000	626,336	0
322	Department of National Botanical Gardens	Development of Royal Botanical Garden Project	188,200,000	36,755,511	20
332	Department of National Community Water Supply	Praja Jala Abhiman Water Supply Scheme	2,500,000,000	876,265,648	35
		Improvement of Community Water Supply	200,000,000	91,549,330	46
		Development of Water Safety Plans for Community Managed Water Schemes	4,900,000	2,739,500	56
402	State Ministry of Rural and School Sports Infrastructure Improvement	Other Capital Expenditure	10,000,000	8,431,261	84
403	State Ministry of Women and Child Development, Pre-Schools and Primary Education, School Infrastructure and Education Services	Providing Electricity Facilities (Through National Grid of Solar) for the Schools	100,000,000	9,829,174	10
		Providing Sanitary and Water Facilities for All School	50,000,000	45,331,979	91
405	State Ministry of Ornamental Fish, Inland Fish & Prawn Farming, Fishery Harbour Development, Multiday Fishing Activities and Fish Exports	Development of Fisheries Farm Zones in Batticaloa, Jaffna, Puttalam & Mannar Districts	200,000,000	198,617,574	99
		Complete Restructuring of the Ceylon Fisheries Corporation	40,350,000	12,450,000	31
		Enhancing Fish Breeding and Fish Production Capacity	550,000,000	414,646,258	75
		Maintenance, Rehabilitation and Improvement of Aquaculture Centers	372,000,000	250,974,435	67
		Develop Myliddy Harbor into a Fishery Harbor and Establish Cool Rooms and Storage Facilities	67,000,000	63,529,700	95
		Ornamental Fish Production	250,500,000	192,173,037	77
		Development of Hambanthota Fishery Harbour	20,000,000	1,054,750	5
		Development of Dodanduwa Fishery Harbour	100,000,000	7,625,468	8
		Development of Landing Sites	18,000,000	1,900,000	11

SCHEDULE II - STATEMENT OF CAPITAL INVESTMENT IN DEVELOPMENT PROJECTS - 2021

Head No	Institution	Project Description	Provision (Rs.)	Expenditure (Rs.)	Expenditure as % of Provision
		Improvement and Construction of New Fish Hatcheries	300,000,000	226,845,662	76
408	State Ministry of Rattan, Brass, Pottery Furniture and Rural Industrial Promotion	Development and Improvement of Traditional Handicraft Villages	10,000,000	3,888,128	39
		Development of Pottery Villages	10,000,000	7,048,969	70
		Traditional & Rural Industrial Promotion Raw Material Programme for Rural Industries	100,000,000	90,842,622	91
		Traditional & Rural Industrial Promotion Timber Research & Development	100,000,000	47,365,857	47
409	State Ministry of National Security, Home Affairs and Disaster Management	Rehabilitation and Reconstruction Activities of the Areas Affected by Floods and Landslides	550,000,000	349,376,912	64
		Providing Sanitary Facilities for National Heritage Sites	3,600,000	3,416,330	95
411	State Ministry of Urban Development, Coast Conservation, Waste Disposal and Community Cleanliness	Walking Paths & Common Facilities	2,000,000,000	1,385,928,335	69
		Metro Colombo Solid Waste Management Project	2,815,000,000	2,057,577,669	73
		Relocation of Manning Market at Peliyagoda	400,000,000	260,171,033	65
		Port City Development Project	408,000,000	73,742,687	18
		Town Development Projects In Nine Provinces	2,744,000,000	2,122,173,232	77
		Beira Lake Rehabilitation and Redevelopment Project	84,000,000	41,883,425	50
		Improvement of Road Infrastructure in the Homagama Region (Tech City)	250,000,000	230,115,987	92
		Weras Ganga Storm Water Drainage & Environment Improvement Project	1,746,000,000	1,300,588,350	74
		Implementation of Megapolis Development Projects and Land Acquisition	100,000,000	4,422,239	4
		Restoration of Water Quality of Beira Lake	60,000,000	54,141,691	90
		Development of Townships in Lagging Regions	600,000,000	552,831,330	92
		Improving Bus Service to Promote Public Transport	216,000,000	196,606,473	91
415	State Ministry of Rural Housing, Construction and Building Material Industries	Improve Sanitary Facilities at Bus Terminals and Railway Infrastructure Development	6,600,000	6,536,069	99

SCHEDULE II - STATEMENT OF CAPITAL INVESTMENT IN DEVELOPMENT PROJECTS - 2021

Head No	Institution	Project Description	Provision (Rs.)	Expenditure (Rs.)	Expenditure as % of Provision
		Construction of Stalls at Marandhagahamula Rice Store Complex	37,150,000	32,125,058	86
		Development of Training Infrastructure at Operator Training Center at Galkulma	60,000,000	300,000	1
		Renovation of Housing Scheme	100,000,000	100,000,000	100
		Middle Income Housing Project	100,000,000	21,728,189	22
417	State Ministry of Estate Housing and Community Infrastructure	Livelihood and Basic Facility Improvement in Rural Areas	100,000,000	65,079,331	65
		Lagging Area Social Economic Development Project	500,000,000	262,956,204	53
		Estate Housing Programme	1,000,000,000	265,409,560	27
		Upgrading Vocational Training Centre in Hatton	15,000,000	5,122,835	34
		Indian Grant Assisted Housing Programme (Stage I)	522,200,000	385,235,194	74
420	State Ministry of Provincial Councils and Local Government	Rural Bridges Project - (GOSL / Netherland)	2,650,000,000	2,546,307,595	96
		Transport Connectivity and Asset Management Project (Provincial Road Development Project) (GOSL / WB)	50,000,000	42,971,540	86
		Construction of Rural Bridges (GOSL /UK)	58,000,000	37,085,607	64
		Construction of Rural Bridges (GOSL /Netherland)	30,000,000	29,162,166	97
		Greater Colombo Waste Water Management Project (GOSL/ADB)	700,000,000	665,359,582	95
		Greater Colombo Water and Waste Water Investment Management Programme Tranche 2 (GOSL/ADB)	98,000,000	79,634,359	81
		Greater Colombo Water and Waste Water Improvement Investment Programme Tranche 3 GOSL/ADB)	1,028,568,905	1,028,568,904	100
		Transport Connectivity and Asset Management Project (Provincial Road Development Project) (GOSL / WB)	4,200,000,000	4,200,000,000	100
		Construction of Rural Bridges (GOSL /UK)	2,127,100,000	2,127,084,766	100
		Construction of Rural Bridges (GOSL /Netherland)	1,100,000,000	1,088,591,135	99
		Greater Colombo Waste Water Management Project (GOSL/ADB)	170,000,000	145,000,000	85

SCHEDULE II - STATEMENT OF CAPITAL INVESTMENT IN DEVELOPMENT PROJECTS - 2021

Head No	Institution	Project Description	Provision (Rs.)	Expenditure (Rs.)	Expenditure as % of Provision
		Greater Colombo Water and Waste Water Investment Management Programme Tranche 2 (GOSL/ADB)	38,000,000	25,000,000	66
		Greater Colombo Water and Waste Water Improvement Investment Programme Tranche 3 (GOSL/ADB)	253,249,812	212,091,745	84
421	State Ministry of Skills Development, Vocational Education, Research and Innovation	Upgrade of Katunayake Engineering Technology Institute (GOSL - Austria)	50,000,000	45,712,943	91
		Upgrade of Katunayake Engineering Technology Institute (GOSL - Austria)	2,000,000	1,820,763	91
423	State Ministry of Production, Supply and Regulation of Pharmaceuticals	Infrastructure Development of Pharmaceutical Zone at Arabokka, Hambantota	250,000,000	197,200,000	79
425	State Ministry of Paddy and Grains, Organic Food, Vegetables, Fruits, Chilies, Onion and Potato Cultivation Promotion, Seed Production and Advanced Technology Agriculture	Establishment of Economics Centers	300,000,000	118,885,619	40
426	State Ministry of Production and Supply of Fertilizer and Regulation of Chemical Fertilizer and Insecticide Use	Upgrading the National Fertilizer Secretariat's District Offices	30,000,000	19,839,168	66
		Upgrading the Fertilizer Testing Laboratory of Ceylon Fertilizer Company	19,000,000	3,382,788	18
427	State Ministry of Livestock, Farm Promotion and Dairy and Egg Related Industries	Facilitation and Promotion of Liquid Milk Consumption	136,000,000	92,169,623	68
		Medium Term Live Stock Development Programme	46,000,000	27,180,491	59
		Development of Small and Medium Scale Poultry Farming System	45,000,000	44,532,876	99
		Swine Industry Development	15,000,000	13,071,336	87

SCHEDULE II - STATEMENT OF CAPITAL INVESTMENT IN DEVELOPMENT PROJECTS - 2021

Head No	Institution	Project Description	Provision (Rs.)	Expenditure (Rs.)	Expenditure as % of Provision
428	State Ministry of Canals and Common Infrastructure Development in Settlements in Mahaweli Zones	Rural Tank Development Project Under "Wari Saubhagya Programme-Infrastructure Development	654,000,000	326,212,275	50
		Agriculture and Livestock Programme Implemented by Sri Lanka Mahaweli Authority	500,000,000	418,952,659	84
		Mahaweli Consolidation Project (System B Rehabilitation)	217,000,000	194,000,000	89
		Ridimaliyadda Integrated Development Project	165,000,000	137,449,871	83
		Welioya Integrated Development Project	233,000,000	207,968,775	89
		Rambakan Oya Integrated Development Project	192,000,000	172,602,046	90
429	State Ministry of Tanks, Reservoirs and Irrigation Development Related to Rural Paddy Fields	Rural Tank Development Project under " Wari Saubagya" Programme	3,000,000,000	2,568,196,192	86
431	State Ministry of Coconut, Kithul and Palmyrah Cultivation Promotion and Related Industrial Product Manufacturing and Export Diversification	Kithul Development Project	20,000,000	17,429,612	87
432	State Ministry of Development of Minor Crops Plantation including Sugarcane, Maize, Cashew, Pepper, Cinnamon, Cloves, Betel Related Industries and Export Promotion	Research, Development and Promotion of Export Industries Minor Crops	700,000,000	460,909,427	66
433	State Ministry of Rural and Divisional Drinking Water Supply Projects Development	Implementation of Rain Water Harvesting Programme	50,000,000	49,141,139	98
		Catchment Protection & Prevention of Pollution at Sources	10,000,000	4,401,729	44
		South Asia Conference on Sanitation, Follow-up Action All Island Sanitation Programme	15,000,000	10,519,990	70
		Improvement of Rural Water Supply and Sanitation	250,000,000	132,364,533	53
		Prevention of Water Bone Diseases in the Chronic Kidney Diseases Affected Areas	450,000,000	361,332,817	80

SCHEDULE II - STATEMENT OF CAPITAL INVESTMENT IN DEVELOPMENT PROJECTS - 2021

Head No	Institution	Project Description	Provision (Rs.)	Expenditure (Rs.)	Expenditure as % of Provision
		Second Phase of the Pipe Laying Project from Andaragasyaya Underground Tank to Gonnoruwa in Hambantota District	45,000,000	10,516,972	23
		Tissamaharama Water Supply Scheme	150,000,000	38,137,609	25
		Water Supply Facilities for Resettlement Village in Kegalle District	100,000,000	35,999,265	36
		Augmentation of Trincomalee Water Supply Scheme	250,000,000	79,387,657	32
		Water Supply Scheme at Madhu Church for Providing Drinking Water for Devotees	60,000,000	15,626,071	26
434	State Ministry of Warehouse Facilities, Container Yards, Port Supply Facilities and Boats and Shipping Industry Development	Developing Jetty Facilities in the Jaffna Peninsula and Suburban Island	6,000,000	3,641,565	61
435	State Ministry of Rural Roads and other Infrastructure	Construction of Rural Bridges Using Old Bridge Component	9,500,000,000	1,117,097,871	12
		Rural Road Reawakening Programme (Mega Naguma)	15,497,110,000	754,069,785	5
437	State Ministry of Aviation and Export Zones Development	Establishing Industrial Zones in Bingiriya and Weligama	900,000,000	225,031,428	25
		Provide Infrastructure Facilities for Industrial Parks/Zones	1,000,000,000	633,422,736	63
	Total		462,854,099,902	295,832,081,354	

Schedule III - HEAD-WISE SUMMARY OF BUDGETARY PROVISION AND EXPENDITURE - 2021

Rs.'000

Head	Institution	Total				Recurrent				Capital			
		Provision	Expenditure	Savings	%	Provision	Expenditure	Savings	%	Provision	Expenditure	Savings	%
1	His Excellency the President	3,856,860	2,467,168	1,389,692	64	2,578,335	1,898,441	679,894	74	1,278,525	568,727	709,798	44
2	Office of the Prime Minister	1,696,250	1,661,721	34,529	98	1,248,750	1,242,145	6,605	99	447,500	419,576	27,924	94
4	Judges of the Superior Courts	498,950	376,020	122,930	75	397,050	359,645	37,405	91	101,900	16,376	85,524	16
5	Office of the Cabinet of Ministers	219,650	139,433	80,217	63	177,900	117,595	60,305	66	41,750	21,837	19,913	52
6	Office of the Public Service Commission	262,110	256,913	5,197	98	243,319	240,334	2,985	99	18,791	16,579	2,212	88
7	Judicial Service Commission	122,480	96,284	26,196	79	91,380	76,293	15,087	83	31,100	19,991	11,109	64
8	National Police Commission	176,130	145,219	30,911	82	169,330	139,285	30,045	82	6,800	5,933	867	87
9	Administrative Appeals Tribunal	34,580	28,597	5,983	83	34,310	28,526	5,784	83	270	71	199	26
10	Commission to Investigate Allegations of Bribery or Corruption	708,240	532,743	175,497	75	673,240	510,894	162,346	76	35,000	21,849	13,151	62
11	Office of the Finance Commission	110,730	84,528	26,202	76	101,530	77,287	24,243	76	9,200	7,241	1,959	79
13	Human Rights Commission of Sri Lanka	231,000	211,357	19,643	91	225,450	208,094	17,356	92	5,550	3,263	2,287	59
16	Parliament	3,257,300	2,948,210	309,090	91	2,871,748	2,705,170	166,578	94	385,552	243,040	142,512	63
17	Office of the Leader of the House of Parliament	60,510	60,207	303	99	56,500	56,483	17	100	4,010	3,724	286	93
18	Office of the Chief Govt. Whip of Parliament	137,650	120,900	16,750	88	135,350	119,751	15,599	88	2,300	1,149	1,151	50
19	Office of the Leader of the Opposition of Parliament	169,760	163,220	6,540	96	151,310	145,604	5,706	96	18,450	17,616	834	95
20	Election Commission	1,017,340	869,670	147,670	85	888,340	787,649	100,691	89	129,000	82,021	46,979	64
21	National Audit Office	2,338,150	1,848,670	489,480	79	2,270,150	1,835,138	435,012	81	68,000	13,532	54,468	20
22	Office of the Parliamentary Commissioner for Administration	31,170	26,726	4,444	86	30,620	26,650	3,970	87	550	76	474	14
23	Audit Service Commission	52,720	0	52,720	-	50,520	0	50,520	-	2,200	0	2,200	0
24	National Procurement Commission	94,190	0	94,190	-	87,490	0	87,490	-	6,700	0	6,700	0
25	Delimitation Commission	14,220	11,130	3,090	78	14,070	11,130	2,940	79	150	0	150	0
101	Ministry of Buddha Sasana, Religious and Cultural Affairs	2,237,990	1,690,209	547,782	76	1,227,964	1,009,689	218,276	82	1,010,026	680,520	329,506	67
102	Ministry of Finance	4,514,235	3,283,742	1,230,493	73	2,569,050	1,755,138	813,912	68	1,945,185	1,528,604	416,581	79
103	Ministry of Defence	24,870,356	20,692,808	4,177,547	83	13,453,945	12,198,859	1,255,086	91	11,416,411	8,493,950	2,922,461	74
105	Ministry of Mass Media	2,061,226	1,539,522	521,704	75	1,177,611	1,145,065	32,546	97	883,615	394,456	489,159	45
110	Ministry of Justice	5,368,562	3,071,157	2,297,405	57	2,391,276	1,718,415	672,861	72	2,977,286	1,352,742	1,624,544	45
111	Ministry of Health	176,860,912	154,776,275	22,084,636	88	134,490,000	121,631,992	12,858,008	90	42,370,912	33,144,283	9,226,628	78
112	Foreign Ministry	12,689,380	11,375,720	1,313,660	90	12,186,580	11,187,759	998,821	92	502,800	187,961	314,839	37
114	Ministry of Transport	7,086,320	3,989,331	3,096,989	56	952,250	526,529	425,721	55	6,134,070	3,462,802	2,671,268	56
115	Ministry of Energy	273,834	227,577	46,257	83	209,900	206,995	2,905	99	63,934	20,582	43,352	32
116	Ministry of Trade	6,068,830	5,402,617	666,213	89	857,730	809,859	47,871	94	5,211,100	4,592,759	618,341	88
117	Ministry of Highways	358,346,599	211,516,104	146,830,494	59	185,415	183,272	2,143	99	358,161,184	211,332,832	146,828,351	59
118	Ministry of Agriculture	16,786,821	11,924,227	4,862,595	71	4,959,377	4,874,063	85,314	98	11,827,444	7,050,163	4,777,281	60

Schedule III - HEAD-WISE SUMMARY OF BUDGETARY PROVISION AND EXPENDITURE - 2021

Rs.'000

Head	Institution	Total				Recurrent				Capital			
		Provision	Expenditure	Savings	%	Provision	Expenditure	Savings	%	Provision	Expenditure	Savings	%
119	Ministry of Power	5,067,242	4,918,069	149,173	97	310,780	217,568	93,212	70	4,756,462	4,700,500	55,962	99
122	Ministry of Lands	3,415,518	2,667,293	748,225	78	428,118	379,155	48,964	89	2,987,400	2,288,138	699,262	77
123	Ministry of Urban Development and Housing	23,386,182	16,069,923	7,316,259	69	343,446	121,381	222,065	35	23,042,736	15,948,541	7,094,195	69
126	Ministry of Education	67,226,548	61,663,031	5,563,517	92	43,274,600	42,008,918	1,265,682	97	23,951,948	19,654,113	4,297,835	82
130	Ministry of Public Services, Provincial Councils and Local Government	17,309,000	15,403,054	1,905,946	89	16,129,500	14,870,511	1,258,989	92	1,179,500	532,543	646,957	45
135	Ministry of Plantation	1,570,928	1,416,534	154,394	90	1,055,500	1,014,857	40,643	96	515,428	401,677	113,751	78
149	Ministry of Industries	4,275,362	3,227,106	1,048,256	75	1,137,177	992,240	144,937	87	3,138,185	2,234,866	903,319	71
151	Ministry of Fisheries	4,177,250	3,158,105	1,019,145	76	605,250	486,301	118,949	80	3,572,000	2,671,804	900,196	75
159	Ministry of Tourism	742,300	302,549	439,751	41	194,870	184,961	9,909	95	547,430	117,588	429,842	21
160	Ministry of Environment	2,319,025	1,793,496	525,530	77	1,214,429	1,169,931	44,498	96	1,104,596	623,565	481,031	56
161	Ministry of Wildlife and Forest Conservation	1,787,500	1,691,427	96,074	95	236,723	233,998	2,725	99	1,550,778	1,457,429	93,349	94
166	Ministry of Water Supply	101,291,050	52,193,502	49,097,548	52	371,261	349,410	21,851	94	100,919,789	51,844,091	49,075,697	51
176	Ministry of Ports and Shipping	1,624,850	1,406,752	218,098	87	671,060	655,105	15,955	98	953,790	751,646	202,144	79
186	Ministry of Technology	9,461,080	3,668,125	5,792,955	39	1,089,190	1,016,281	72,909	93	8,371,890	2,651,844	5,720,046	32
189	Ministry of Public Security	12,325,999	9,817,205	2,508,794	80	10,351,584	9,367,714	983,870	90	1,974,415	449,490	1,524,925	23
193	Ministry of Labour	900,000	756,060	143,940	84	750,995	673,507	77,488	90	149,005	82,553	66,452	55
194	Ministry of Youth and Sports	10,137,788	4,666,623	5,471,165	46	3,592,302	2,921,288	671,014	81	6,545,487	1,745,335	4,800,151	27
198	Ministry of Irrigation	36,621,080	31,438,376	5,182,704	86	381,100	357,236	23,864	94	36,239,980	31,081,140	5,158,840	86
201	Department of Buddhist Affairs	1,566,364	1,466,192	100,172	94	1,471,042	1,398,181	72,861	95	95,322	68,011	27,311	71
202	Department of Muslim Religious and Cultural Affairs	196,000	155,113	40,887	79	156,900	129,580	27,320	83	39,100	25,533	13,567	65
203	Department of Christian Religious Affairs	279,000	202,120	76,880	72	194,000	137,930	56,070	71	85,000	64,190	20,810	76
204	Department of Hindu Religious and Cultural Affairs	318,000	270,313	47,687	85	219,200	174,912	44,288	80	98,800	95,400	3,400	97
205	Department of Public Trustee	72,000	64,578	7,422	90	67,100	62,550	4,550	93	4,900	2,029	2,871	41
206	Department of Cultural Affairs	1,656,000	1,114,861	541,139	67	741,600	663,257	78,343	89	914,400	451,604	462,796	49
207	Department of Archaeology	1,515,200	1,121,016	394,184	74	1,253,300	1,000,597	252,703	80	261,900	120,420	141,480	46
208	Department of National Museums	482,000	375,439	106,561	78	252,500	221,618	30,882	88	229,500	153,821	75,679	67
209	Department of National Archives	409,000	270,489	138,511	66	167,500	126,624	40,876	76	241,500	143,865	97,635	60
210	Department of Information	538,471	343,340	195,131	64	296,845	262,214	34,631	88	241,626	81,126	160,500	34
211	Department of Government Printer	3,477,958	3,165,789	312,169	91	3,084,658	2,978,046	106,612	97	393,300	187,744	205,556	48
212	Department of Examinations	5,472,000	3,822,182	1,649,818	70	5,056,600	3,536,308	1,520,292	70	415,400	285,873	129,527	69
213	Department of Educational Publications	289,400	136,396	153,004	47	77,412	66,794	10,618	86	211,988	69,602	142,386	33
214	University Grants Commission	62,395,000	59,038,604	3,356,396	95	53,995,000	52,489,976	1,505,024	97	8,400,000	6,548,628	1,851,372	78
215	Department of Technical Education and Training	2,930,100	2,086,394	843,706	71	2,387,400	1,808,910	578,490	76	542,700	277,484	265,216	51

Schedule III - HEAD-WISE SUMMARY OF BUDGETARY PROVISION AND EXPENDITURE - 2021

Rs.'000

Head	Institution	Total				Recurrent				Capital			
		Provision	Expenditure	Savings	%	Provision	Expenditure	Savings	%	Provision	Expenditure	Savings	%
216	Department of Social Services	740,000	701,131	38,869	95	639,330	624,164	15,166	98	100,670	76,967	23,703	76
217	Department of Probation and Child Care Services	405,700	401,082	4,618	99	336,500	333,870	2,630	99	69,200	67,212	1,988	97
219	Department of Sports Development	2,628,530	1,520,393	1,108,137	58	1,158,280	620,288	537,992	54	1,470,250	900,105	570,145	61
220	Department of Ayurveda	2,768,600	2,257,301	511,299	82	2,038,650	1,869,204	169,446	92	729,950	388,097	341,853	53
221	Department of Labour	4,728,000	2,909,071	1,818,929	62	2,650,400	2,080,104	570,296	78	2,077,600	828,967	1,248,633	40
222	Sri Lanka Army	183,437,172	178,986,551	4,450,621	98	173,428,290	172,981,802	446,488	100	10,008,882	6,004,749	4,004,133	60
223	Sri Lanka Navy	63,078,480	57,263,878	5,814,602	91	53,932,600	51,448,127	2,484,473	95	9,145,880	5,815,751	3,330,129	64
224	Sri Lanka Air Force	57,140,847	41,737,471	15,403,375	73	39,618,100	35,630,583	3,987,517	90	17,522,747	6,106,888	11,415,858	35
225	Department of Police	91,846,170	86,404,842	5,441,328	94	82,139,000	80,222,436	1,916,564	98	9,707,170	6,182,406	3,524,764	64
226	Department of Immigration and Emigration	3,137,802	2,675,334	462,468	85	1,927,302	1,712,255	215,047	89	1,210,500	963,080	247,420	80
227	Department of Registration of Persons	1,476,150	1,261,459	214,691	85	1,265,200	1,172,023	93,177	93	210,950	89,437	121,513	42
228	Courts Administration	14,504,500	10,079,817	4,424,683	69	8,561,265	7,669,948	891,317	90	5,943,235	2,409,870	3,533,365	41
229	Department of Attorney General	1,873,000	1,629,058	243,942	87	1,763,500	1,552,178	211,322	88	109,500	76,880	32,620	70
230	Department of Legal Draftsman	147,100	121,770	25,330	83	121,870	115,946	5,924	95	25,230	5,823	19,407	23
231	Department of Debt Conciliation Board	61,740	29,715	32,025	48	53,740	23,797	29,943	44	8,000	5,918	2,082	74
232	Department of Prisons	8,591,500	7,051,439	1,540,061	82	7,953,000	6,544,159	1,408,841	82	638,500	507,280	131,220	79
233	Department of Government Analyst	846,400	557,501	288,899	66	420,900	417,530	3,370	99	425,500	139,971	285,529	33
234	Registrar of the Supreme Court	257,350	247,491	9,859	96	246,850	243,706	3,144	99	10,500	3,785	6,715	36
235	Department of Law Commission	20,225	15,356	4,869	76	19,015	15,109	3,906	79	1,210	247	963	20
236	Department of Official Languages	177,000	143,358	33,642	81	161,900	135,628	26,272	84	15,100	7,730	7,370	51
237	Department of National Planning	15,036,125	10,751,550	4,284,575	72	176,420	140,041	36,379	79	14,859,705	10,611,509	4,248,196	71
238	Department of Fiscal Policy	73,160	60,718	12,442	83	68,960	56,755	12,205	82	4,200	3,963	237	94
239	Department of External Resources	1,797,100	1,408,451	388,649	78	577,630	471,160	106,470	82	1,219,470	937,290	282,180	77
240	Department of National Budget	2,010,928	440,392	1,570,536	22	688,472	159,675	528,798	23	1,322,456	280,717	1,041,739	21
241	Department of Public Enterprises	58,539,501	54,532,251	4,007,251	93	178,216	176,133	2,083	99	58,361,285	54,356,117	4,005,168	93
242	Department of Management Services	101,200	86,879	14,321	86	97,000	86,360	10,640	89	4,200	519	3,681	12
243	Department of Development Finance	56,474,440	55,036,898	1,437,542	97	37,150,150	36,038,242	1,111,908	97	19,324,290	18,998,656	325,634	98
244	Department of Trade and Investment Policy	68,370	52,211	16,159	76	65,220	49,798	15,422	76	3,150	2,413	737	77
245	Department of Public Finance	90,200	78,423	11,777	87	79,400	71,236	8,164	90	10,800	7,186	3,614	67
246	Department of Inland Revenue	6,354,990	4,576,999	1,777,991	72	4,561,808	3,647,484	914,324	80	1,793,183	929,515	863,667	52
247	Sri Lanka Customs	6,620,400	5,809,240	811,160	88	3,298,300	2,707,730	590,570	82	3,322,100	3,101,510	220,590	93
248	Department of Excise	1,533,600	1,359,467	174,133	89	1,258,000	1,244,518	13,482	99	275,600	114,949	160,651	42
249	Department of Treasury Operations	2,414,087,625	2,389,841,590	24,246,035	99	1,068,709,674	1,057,617,181	11,092,493	99	1,345,377,951	1,332,224,409	13,153,542	99
250	Department of State Accounts	84,215	74,961	9,254	89	65,465	64,653	812	99	18,750	10,307	8,443	55
251	Department of Valuation	1,390,178	1,092,664	297,514	79	647,200	480,794	166,406	74	742,978	611,870	131,108	82

Schedule III - HEAD-WISE SUMMARY OF BUDGETARY PROVISION AND EXPENDITURE - 2021

Rs.'000

Head	Institution	Total				Recurrent				Capital			
		Provision	Expenditure	Savings	%	Provision	Expenditure	Savings	%	Provision	Expenditure	Savings	%
252	Department of Census and Statistics	3,076,235	1,141,609	1,934,626	37	1,080,000	946,500	133,500	88	1,996,235	195,108	1,801,127	10
253	Department of Pension	313,026,998	308,424,638	4,602,360	99	312,967,598	308,400,328	4,567,270	99	59,400	24,311	35,089	41
254	Department of Registrar General	2,139,000	2,082,798	56,202	97	2,009,650	1,969,813	39,837	98	129,350	112,985	16,365	87
255	District Secretariat, Colombo	3,364,585	2,857,334	507,251	85	2,715,085	2,446,722	268,363	90	649,500	410,612	238,888	63
256	District Secretariat, Gampaha	4,067,415	3,899,507	167,908	96	2,943,915	2,781,820	162,095	94	1,123,500	1,117,687	5,813	99
257	District Secretariat, Kalutara	2,371,750	2,019,721	352,029	85	2,166,250	1,914,034	252,216	88	205,500	105,687	99,813	51
258	District Secretariat, Kandy	2,104,500	2,046,611	57,889	97	1,972,000	1,919,603	52,397	97	132,500	127,008	5,492	96
259	District Secretariat, Matale	1,928,544	1,784,658	143,886	93	1,773,915	1,649,900	124,015	93	154,629	134,757	19,872	87
260	District Secretariat, Nuwara-Eliya	989,590	866,839	122,751	88	960,090	838,904	121,186	87	29,500	27,935	1,565	95
261	District Secretariat, Galle	2,418,690	2,108,029	310,661	87	2,104,190	1,972,227	131,963	94	314,500	135,803	178,697	43
262	District Secretariat, Matara	1,695,100	1,563,241	131,859	92	1,527,600	1,511,564	16,036	99	167,500	51,678	115,822	31
263	District Secretariat, Hambantota	1,671,500	1,395,781	275,719	84	1,369,000	1,304,082	64,918	95	302,500	91,699	210,801	30
264	District Secretariat/ Kachcheri - Jaffna	1,358,619	1,352,063	6,556	100	1,280,890	1,274,395	6,495	99	77,729	77,668	61	100
265	District Secretariat/ Kachcheri - Mannar	411,000	333,519	77,481	81	304,000	280,275	23,725	92	107,000	53,244	53,756	50
266	District Secretariat/ Kachcheri - Vavuniya	524,520	389,056	135,464	74	461,275	342,305	118,970	74	63,245	46,750	16,494	74
267	District Secretariat/ Kachcheri - Mullaitivu	586,985	471,664	115,321	80	445,485	432,171	13,314	97	141,500	39,493	102,007	28
268	District Secretariat/ Kachcheri - Killinochchi	367,430	351,242	16,188	96	335,930	323,197	12,733	96	31,500	28,045	3,455	89
269	District Secretariat/ Kachcheri - Batticaloa	1,835,215	1,568,063	267,152	85	1,387,715	1,385,888	1,827	100	447,500	182,175	265,325	41
270	District Secretariat, Ampara	1,698,161	1,469,202	228,959	87	1,454,661	1,393,572	61,089	96	243,500	75,630	167,870	31
271	District Secretariat/ Kachcheri - Trincomalee	843,855	796,357	47,498	94	818,355	771,311	47,044	94	25,500	25,045	455	98
272	District Secretariat, Kurunegala	3,176,046	2,971,887	204,159	94	3,009,846	2,922,897	86,949	97	166,200	48,990	117,210	29
273	District Secretariat, Puttalam	1,681,600	1,434,493	247,107	85	1,400,600	1,304,292	96,308	93	281,000	130,202	150,798	46
274	District Secretariat, Anuradhapura	2,013,580	1,646,272	367,308	82	1,603,080	1,439,434	163,646	90	410,500	206,838	203,662	50
275	District Secretariat - Polonnaruwa	1,586,280	1,349,265	237,015	85	1,182,500	1,112,756	69,744	94	403,780	236,509	167,271	59
276	District Secretariat - Badulla	1,560,000	1,252,735	307,265	80	1,335,500	1,160,150	175,350	87	224,500	92,586	131,914	41
277	District Secretariat, Monaragala	971,873	945,475	26,398	97	912,373	888,844	23,529	97	59,500	56,631	2,869	95
278	District Secretariat, Rathnapura	2,136,057	1,835,422	300,635	86	1,847,557	1,757,198	90,359	95	288,500	78,224	210,276	27
279	District Secretariat, Kegalle	1,408,348	1,348,371	59,977	96	1,303,548	1,251,093	52,455	96	104,800	97,278	7,522	93
280	Department of Project Management and Monitoring	318,690	106,636	212,054	33	98,510	88,702	9,808	90	220,180	17,934	202,246	8
281	Department of Agrarian Development	10,013,300	8,950,844	1,062,456	89	7,957,300	7,925,025	32,275	100	2,056,000	1,025,819	1,030,181	50
282	Department of Irrigation	14,668,500	11,737,777	2,930,723	80	3,299,910	3,213,569	86,341	97	11,368,590	8,524,208	2,844,382	75
283	Department of Forests	3,475,300	2,773,576	701,724	80	1,670,300	1,484,914	185,386	89	1,805,000	1,288,662	516,338	71
284	Department of Wildlife Conservation	4,527,800	2,731,089	1,796,711	60	1,773,300	1,768,789	4,511	100	2,754,500	962,300	1,792,200	35
285	Department of Agriculture	7,220,490	6,236,345	984,145	86	5,073,690	4,686,793	386,897	92	2,146,800	1,549,552	597,248	72

Schedule III - HEAD-WISE SUMMARY OF BUDGETARY PROVISION AND EXPENDITURE - 2021

Rs.'000

Head	Institution	Total				Recurrent				Capital			
		Provision	Expenditure	Savings	%	Provision	Expenditure	Savings	%	Provision	Expenditure	Savings	%
286	Department of Land Commissioner General	635,500	496,375	139,125	78	495,500	453,819	41,681	92	140,000	42,556	97,444	30
287	Department of Land Title Settlement	564,944	524,764	40,180	93	499,944	498,205	1,739	100	65,000	26,560	38,440	41
288	Department of Surveyor General of Sri Lanka	4,714,001	4,075,091	638,910	86	4,046,501	3,712,922	333,579	92	667,500	362,169	305,331	54
289	Department of Export Agriculture	1,486,150	1,109,390	376,760	75	745,000	710,959	34,041	95	741,150	398,431	342,719	54
290	Department of Fisheries and Aquatic Resources	811,219	739,597	71,622	91	704,219	693,511	10,708	98	107,000	46,086	60,914	43
291	Department of Coast Conservation and Coastal Resource Management	1,142,418	924,875	217,543	81	318,595	305,066	13,529	96	823,823	619,809	204,014	75
292	Department of Animal Production and Health	1,435,800	1,004,027	431,773	70	649,800	612,473	37,327	94	786,000	391,554	394,446	50
293	Department of Rubber Development	1,329,100	1,265,608	63,492	95	402,100	349,429	52,671	87	927,000	916,179	10,821	99
294	Department of National Zoological Gardens	1,286,800	820,143	466,657	64	566,000	526,345	39,655	93	720,800	293,798	427,002	41
295	Department of Commerce	160,075	150,496	9,579	94	141,025	135,415	5,610	96	19,050	15,081	3,969	79
296	Department of Import and Export Control	96,200	88,626	7,574	92	83,700	80,576	3,124	96	12,500	8,050	4,450	64
297	Department of Registrar of Companies	84,200	70,844	13,356	84	84,200	70,844	13,356	84			0	-
298	Department of Measurement Units, Standards and Services	176,500	159,565	16,935	90	166,500	149,565	16,935	90	10,000	10,000	0	100
299	National Intellectual Property Office of Sri Lanka	56,300	44,809	11,491	80	56,300	44,809	11,491	80			0	-
300	Department of Food Commissioner	570,950	539,554	31,396	95	95,950	74,384	21,566	78	475,000	465,171	9,829	98
301	Department of Co-operative Development (Registrar of Co-operative Societies)	192,900	131,195	61,705	68	90,900	70,729	20,171	78	102,000	60,466	41,534	59
302	Co-operative Employees Commission	24,100	19,088	5,012	79	22,400	17,988	4,412	80	1,700	1,099	601	65
303	Department of Textile Industries	345,385	322,524	22,861	93	273,885	272,967	918	100	71,500	49,557	21,943	69
304	Department of Meteorology	395,100	342,199	52,901	87	343,400	332,704	10,696	97	51,700	9,495	42,205	18
306	Department of Sri Lanka Railways	42,898,980	40,416,068	2,482,912	94	14,102,750	12,979,212	1,123,538	92	28,796,230	27,436,855	1,359,375	95
307	Department of Motor Traffic	3,286,600	2,022,914	1,263,686	62	1,797,800	1,213,652	584,148	68	1,488,800	809,261	679,539	54
308	Department of Posts	15,626,524	14,325,563	1,300,962	92	14,643,500	13,961,653	681,847	95	983,024	363,910	619,115	37
309	Department of Buildings	588,300	551,297	37,003	94	489,450	459,657	29,793	94	98,850	91,640	7,210	93
310	Department of Government Factories	309,275	291,357	17,918	94	141,675	140,975	700	100	167,600	150,382	17,218	90
311	Department of National Physical Planning	398,595	175,669	222,926	44	184,866	165,067	19,799	89	213,729	10,602	203,127	5
312	Western Provincial Council	50,684,800	48,909,455	1,775,345	96	46,953,000	46,953,000	0	100	3,731,800	1,956,455	1,775,345	52
313	Central Provincial Council	42,070,000	40,357,339	1,712,661	96	37,229,000	37,229,000	0	100	4,841,000	3,128,339	1,712,661	65
314	Southern Provincial Council	40,614,338	39,120,189	1,494,149	96	36,096,000	36,096,000	0	100	4,518,338	3,024,189	1,494,149	67
315	Northern Provincial Council	32,556,400	30,070,757	2,485,644	92	26,799,000	26,799,000	0	100	5,757,400	3,271,757	2,485,644	57
316	North Western Provincial Council	37,950,400	36,063,500	1,886,900	95	33,445,000	33,445,000	0	100	4,505,400	2,618,500	1,886,900	58

Schedule III - HEAD-WISE SUMMARY OF BUDGETARY PROVISION AND EXPENDITURE - 2021

Rs.'000

Head	Institution	Total				Recurrent				Capital			
		Provision	Expenditure	Savings	%	Provision	Expenditure	Savings	%	Provision	Expenditure	Savings	%
317	North Central Provincial Council	25,488,750	23,730,150	1,758,600	93	20,544,150	20,544,150	0	100	4,944,600	3,186,000	1,758,600	64
318	Uva Provincial Council	30,003,800	28,284,060	1,719,741	94	25,246,000	25,246,000	0	100	4,757,800	3,038,060	1,719,741	64
319	Sabaragamuwa Provincial Council	35,918,200	33,040,666	2,877,534	92	30,153,000	30,127,200	25,800	100	5,765,200	2,913,466	2,851,734	51
320	Department of Civil Security	19,268,500	17,298,996	1,969,504	90	18,990,000	17,121,531	1,868,469	90	278,500	177,465	101,035	64
321	Eastern Provincial Council	34,142,400	31,988,808	2,153,592	94	28,163,000	28,163,000	0	100	5,979,400	3,825,808	2,153,592	64
322	Department of National Botanical Gardens	1,115,680	740,507	375,173	66	540,200	509,468	30,732	94	575,480	231,040	344,440	40
323	Department of Legal Affairs	18,850	15,110	3,740	80	18,050	14,602	3,448	81	800	508	292	63
324	Department of Management Audit	65,700	50,236	15,464	76	61,300	49,639	11,661	81	4,400	597	3,803	14
325	Department of Sri Lanka Coast Guard	357,000	312,286	44,714	87	71,000	70,322	678	99	286,000	241,963	44,037	85
326	Department of Community Based Corrections	406,261	372,149	34,112	92	384,561	357,405	27,156	93	21,700	14,744	6,956	68
327	Department of Land Use Policy Planning	580,500	508,826	71,674	88	475,000	428,206	46,794	90	105,500	80,619	24,881	76
328	Department of Manpower and Employment	497,800	457,580	40,219	92	441,750	432,174	9,576	98	56,050	25,406	30,643	45
329	Department of Information Technology Management	531,350	303,738	227,612	57	527,050	300,882	226,168	57	4,300	2,856	1,444	66
331	Department of Samurdhi Development	83,220,070	79,441,095	3,778,975	95	82,607,170	78,925,623	3,681,547	96	612,900	515,472	97,428	84
332	Department of National Community Water Supply	2,962,260	1,216,919	1,745,341	41	249,110	241,459	7,651	97	2,713,150	975,460	1,737,690	36
333	Comptroller General's Office	44,975	25,531	19,444	57	42,975	25,347	17,628	59	2,000	184	1,816	9
334	Department of Multi-purpose Development Task Force	25,959,720	9,557,479	16,402,241	37	25,410,320	9,405,508	16,004,812	37	549,400	151,971	397,429	28
335	National Education Commission	55,604	51,951	3,653	93	48,604	48,240	364	99	7,000	3,711	3,289	53
401	State Ministry of National Heritage, Performing Arts and Rural Arts Promotion	604,000	455,123	148,877	75	332,700	273,779	58,921	82	271,300	181,344	89,956	67
402	State Ministry of Rural and School Sports Infrastructure Improvement	3,369,805	1,016,364	2,353,441	30	825,255	532,614	292,641	65	2,544,550	483,750	2,060,800	19
403	State Ministry of Women and Child Development, Pre-Schools and Primary Education, School Infrastructure and Education Services	30,411,610	23,247,940	7,163,670	76	24,407,410	18,826,409	5,581,001	77	6,004,200	4,421,531	1,582,669	74
404	State Ministry of Education Reforms, Open Universities and Distance Learning Promotion	3,188,000	2,441,228	746,772	77	620,000	554,178	65,822	89	2,568,000	1,887,050	680,950	73
405	State Ministry of Ornamental Fish, Inland Fish & Prawn Farming, Fishery Harbour Development, Multiday Fishing Activities and Fish Exports	4,225,902	3,260,990	964,912	77	1,512,806	1,464,755	48,051	97	2,713,096	1,796,234	916,862	66
406	State Ministry of Solar, Wind and Hydro Power Generation Projects Development	741,200	527,149	214,051	71	389,300	308,587	80,713	79	351,900	218,562	133,338	62

Schedule III - HEAD-WISE SUMMARY OF BUDGETARY PROVISION AND EXPENDITURE - 2021

Rs.'000

Head	Institution	Total				Recurrent				Capital			
		Provision	Expenditure	Savings	%	Provision	Expenditure	Savings	%	Provision	Expenditure	Savings	%
407	State Ministry of Backward Rural Areas Development and Promotion of Domestic Animal Husbandry & Minor Economic Crop Cultivation	689,923	407,622	282,301	59	219,646	191,493	28,153	87	470,277	216,129	254,148	46
408	State Ministry of Rattan, Brass, Pottery Furniture and Rural Industrial Promotion	3,239,840	2,213,087	1,026,753	68	1,051,070	899,421	151,649	86	2,188,770	1,313,667	875,103	60
409	State Ministry of National Security, Home Affairs and Disaster Management	19,224,000	15,610,666	3,613,334	81	12,372,125	11,701,128	670,997	95	6,851,875	3,909,538	2,942,337	57
410	State Ministry of Company Estate Reforms, Tea and Rubber Estates Related Crops Cultivation and Factories Modernization and Tea and Rubber Export Promotion	5,524,200	4,145,531	1,378,669	75	1,074,170	999,526	74,644	93	4,450,030	3,146,004	1,304,026	71
411	State Ministry of Urban Development, Coast Conservation, Waste Disposal and Community Cleanliness	16,353,239	12,051,357	4,301,882	74	804,850	769,202	35,648	96	15,548,389	11,282,155	4,266,234	73
412	State Ministry of Foreign Employment Promotion and Market Diversification	701,000	650,169	50,831	93	675,000	636,703	38,297	94	26,000	13,467	12,533	52
413	State Ministry of Money and Capital Market and State Enterprise Reforms	94,315	55,583	38,732	59	88,815	54,060	34,755	61	5,500	1,524	3,976	28
414	State Ministry of Samurdhi Household Economy , Micro-Finance, Self Employment and Business Development	18,923,400	14,029,846	4,893,554	74	7,464,800	7,335,151	129,649	98	11,458,600	6,694,695	4,763,905	58
415	State Ministry of Rural Housing, Construction and Building Material Industries	17,819,982	13,373,767	4,446,215	75	624,440	418,965	205,475	67	17,195,542	12,954,802	4,240,740	75
416	State Ministry of Indigenous Medicine Promotion , Rural and Ayurvedic Hospitals Development and Community Health	417,000	393,017	23,983	94	363,826	344,889	18,936	95	53,174	48,128	5,047	91
417	State Ministry of Estate Housing and Community Infrastructure	2,816,869	1,449,795	1,367,074	51	460,069	450,245	9,824	98	2,356,800	999,551	1,357,249	42
418	State Ministry of Prison Reforms and Prisoners' Rehabilitation	1,537,700	821,296	716,404	53	402,220	315,938	86,282	79	1,135,480	505,357	630,123	45
419	State Ministry of Regional Cooperation	160,075	75,811	84,264	47	146,925	75,196	71,729	51	13,150	615	12,535	5
420	State Ministry of Provincial Councils and Local Government	29,630,000	22,851,189	6,778,811	77	801,240	460,047	341,193	57	28,828,760	22,391,142	6,437,618	78
421	State Ministry of Skills Development, Vocational Education, Research and Innovation	11,048,090	8,448,480	2,599,610	76	7,043,565	5,714,992	1,328,573	81	4,004,525	2,733,488	1,271,037	68

Schedule III - HEAD-WISE SUMMARY OF BUDGETARY PROVISION AND EXPENDITURE - 2021

Rs.'000

Head	Institution	Total				Recurrent				Capital			
		Provision	Expenditure	Savings	%	Provision	Expenditure	Savings	%	Provision	Expenditure	Savings	%
422	State Ministry of Dhamma Schools, Pirivenas and Bhikkhu Education	4,930,500	4,948,840	-18,340	100	4,654,500	4,722,615	-68,115	101	276,000	226,225	49,775	82
423	State Ministry of Production, Supply and Regulation of Pharmaceuticals	151,980,000	144,081,174	7,898,826	95	77,330,000	74,377,809	2,952,191	96	74,650,000	69,703,365	4,946,635	93
424	State Ministry of Wildlife Protection, Adoption of Safety Measures Including the Construction of Electrical Fences and Trenches and Reforestation and Forest Resource Development	128,550	83,784	44,766	65	113,400	76,649	36,751	68	15,150	7,135	8,015	47
425	State Ministry of Paddy and Grains, Organic Food, Vegetables, Fruits, Chilies, Onion and Potato Cultivation Promotion, Seed Production and Advanced Technology Agriculture	8,720,560	5,463,635	3,256,925	63	882,810	716,229	166,581	81	7,837,750	4,747,406	3,090,344	61
426	State Ministry of Production and Supply of Fertilizer and Regulation of Chemical Fertilizer and Insecticide Use	35,554,150	21,627,364	13,926,786	61	35,442,950	21,587,331	13,855,619	61	111,200	40,033	71,167	36
427	State Ministry of Livestock, Farm Promotion and Dairy and Egg Related Industries	1,403,090	1,085,485	317,605	77	334,150	306,800	27,350	92	1,068,940	778,685	290,255	73
428	State Ministry of Canals and Common Infrastructure Development in Settlements in Mahaweli Zones	7,254,300	6,655,400	598,900	92	2,797,700	2,771,765	25,935	99	4,456,600	3,883,636	572,964	87
429	State Ministry of Tanks, Reservoirs and Irrigation Development Related to Rural Paddy Fields	3,114,000	2,657,233	456,767	85	96,000	76,229	19,771	79	3,018,000	2,581,004	436,996	86
430	State Ministry of Land Management, State Enterprises Land and Property Development	608,000	269,212	338,788	44	80,000	21,159	58,841	26	528,000	248,053	279,947	47
431	State Ministry of Coconut, Kithul and Palmyrah Cultivation Promotion and Related Industrial Product Manufacturing and Export Diversification	3,556,221	2,708,208	848,013	76	1,234,750	1,140,130	94,620	92	2,321,471	1,568,078	753,393	68
432	State Ministry of Development of Minor Crops Plantation including Sugarcane, Maize, Cashew, Pepper, Cinnamon, Cloves, Betel Related Industries and Export Promotion	4,661,984	4,104,240	557,744	88	543,760	496,323	47,437	91	4,118,224	3,607,917	510,307	88
433	State Ministry of Rural and Divisional Drinking Water Supply Projects Development	1,452,420	806,806	645,614	56	60,255	58,815	1,440	98	1,392,165	747,992	644,173	54

Schedule III - HEAD-WISE SUMMARY OF BUDGETARY PROVISION AND EXPENDITURE - 2021

Rs.'000

Head	Institution	Total				Recurrent				Capital			
		Provision	Expenditure	Savings	%	Provision	Expenditure	Savings	%	Provision	Expenditure	Savings	%
434	State Ministry of Warehouse Facilities, Container Yards, Port Supply Facilities and Boats and Shipping Industry Development	1,257,700	204,995	1,052,705	16	85,069	47,228	37,841	56	1,172,631	157,767	1,014,864	13
435	State Ministry of Rural Roads and other Infrastructure	30,276,631	1,946,583	28,330,049	6	76,221	73,061	3,160	96	30,200,410	1,873,521	28,326,889	6
436	State Ministry of Vehicle Regulation, Bus Transport Services and Train Compartments and Motor Car Industry	14,408,360	12,844,869	1,563,491	89	11,976,330	11,499,569	476,761	96	2,432,030	1,345,300	1,086,730	55
437	State Ministry of Aviation and Export Zones Development	2,085,964	969,035	1,116,929	46	169,844	103,013	66,831	61	1,916,120	866,023	1,050,097	45
438	State Ministry of Cooperative Services, Marketing Development and Consumer Protection	770,450	711,171	59,279	92	731,150	677,832	53,318	93	39,300	33,339	5,961	85
439	State Ministry of Batik, Handloom and Local Apparel Products	1,025,505	684,710	340,795	67	294,305	202,221	92,084	69	731,200	482,489	248,711	66
440	State Ministry of Gem and Jewellery related Industries	294,247	156,631	137,616	53	206,947	123,850	83,097	60	87,300	32,782	54,518	38
441	State Ministry of Prime Health Care, Epidemics and Covid Disease Control	12,723,700	12,264,099	459,601	96	12,440,700	12,172,207	268,493	98	283,000	91,892	191,108	32
Total		5,420,911,860	4,879,195,336	541,716,524		2,874,192,230	2,757,343,086	116,849,144		2,546,719,630	2,121,852,250	424,867,380	

Schedule IV

STATEMENT OF PROVINCIAL COUNCILS REVENUE AND EXPENDITURE REPORT - 2021

Rs.

Category	Province									Total
	Western	Central	Southern	Northern	North Western	North Central	Uva	Sabaragamuwa	Eastern	
Total Revenue	33,286,591,304	4,905,167,735	6,291,011,493	2,825,473,103	6,779,535,131	2,425,716,926	2,126,106,935	3,044,453,607	2,303,240,745	63,987,296,980
Recurrent Expenditure	66,423,878,284	41,676,223,119	40,344,283,169	27,523,499,679	37,173,434,116	22,160,191,907	26,867,100,151	31,249,798,542	30,424,030,284	323,842,439,250
Capital Expenditure	4,177,764,782	3,526,591,589	3,974,668,580	3,866,143,464	3,109,383,606	3,811,000,294	3,094,739,654	2,532,016,402	3,507,622,842	31,599,931,213
Total Expenditure	70,601,643,065	45,202,814,708	44,318,951,749	31,389,643,143	40,282,817,722	25,971,192,201	29,961,839,805	33,781,814,944	33,931,653,126	355,442,370,463