

THE QUARTERLY

Debt Bulletin

2024 | First Quarter

SRI LANKA

Ministry of Finance, Economic Stabilization and National Policies



THE QUARTERLY
Debt Bulletin
2024 | First Quarter

Ministry of Finance, Economic Stabilization and National Policies

Sri Lanka

Contents

Overview	1
Summary of Public Debt	2
Government External Debt	3
Government Domestic Debt	10
Annexures	11

Overview

Sri Lanka reached a Staff Level Agreement (SLA) with the International Monetary Fund (IMF) in September, 2022 towards restoring macroeconomic stability and debt sustainability. Successful approval of the Extended Fund Facility (EFF) programme by the IMF has also helped to secure additional foreign financing from International Financial Institutions (IFIs). The IMF program targets restoring the country's fiscal sustainability through a well calibrated revenue-based fiscal consolidation plan. Sri Lankan authorities are also committed to implement growth-enhancing structural reforms that will allow Sri Lanka to unlock its full growth. The Sri Lankan Government has also embarked on an ambitious reform agenda to ensure fiscal consolidation, boost tax revenues, rebuild its foreign reserves, improve economic governance, and strengthen the Central Bank's independence. At this juncture, the IMF Executive Board has approved Sri Lanka's IMF program under the Extended Fund Facility (EFF) on 20th March, 2023.

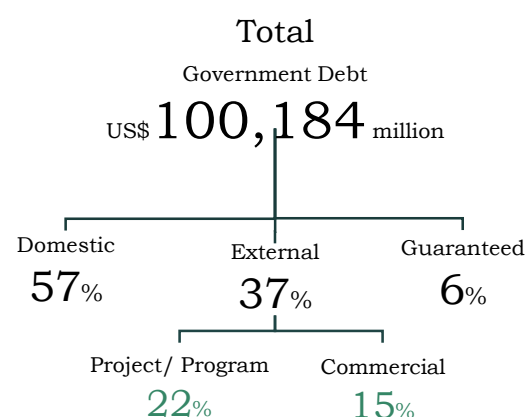
Publishing a public debt bulletin will ensure the Government's commitment to transparency, accountability and free accessibility to information by the international organizations and the general public. Public Debt in Sri Lanka consists of Domestic Debt, External Debt, of which also includes project/programme loans obtained from bilateral and multilateral creditors on concessionary terms as well as commercial debt.

This publication depicts the public debt situation in Sri Lanka as of the end March, 2024

Summary of Public Debt

Table 1: Summary of Public Debt as at end March 2024

Instrument Category	US\$ million	
	End December 2023*	End March 2024**
Domestic Debt	52,642	57,283
LKR Denominated ¹	52,402	57,043
FX Denominated ²	240	240
External Debt	37,342	37,041
Project/Program Loan	22,601	22,305
Bilateral	10,814	10,589
Multilateral	11,787	11,716
Commercial	14,741	14,736
ISBs***	12,550	12,550
Term Financing Facilities	2,191	2,186
Guaranteed Debt	6,185	5,860
LKR Denominated	2,009	1,924
FX Denominated	4,176	3,936
Total Debt	96,170	100,184



Notes

Outstanding amount includes the unpaid principals of affected debt instruments specified in the interim policy of debt standstill (<https://www.treasury.gov.lk/api/file/54a19fda-b219-4dd4-91a7-b3e74b9cd683>)

* Updated, to convert the outstanding amounts in different currencies into US\$, the exchange rates as at 29th December 2023 have been used

** Provisional, to convert the outstanding amounts in different currencies into US\$, the exchange rates as at 28th March 2024 have been used

1. Included the CPC Loan which is expected to pay in LKR

2. Include SLDBS + Non project FCBU Loans

*** Outstanding amounts of ISBs has not been classified on the current resident/non-resident basis of its holdings.

Government External Debt

Outstanding External Debt

Table 2: Composition of Government External Debt* – March 2024	
Central Government External Debt (US\$ million)	37,041
Multilateral	11,716
Bilateral	10,589
PC	4,228
NPC	6,361
Commercial	14,736

Notes

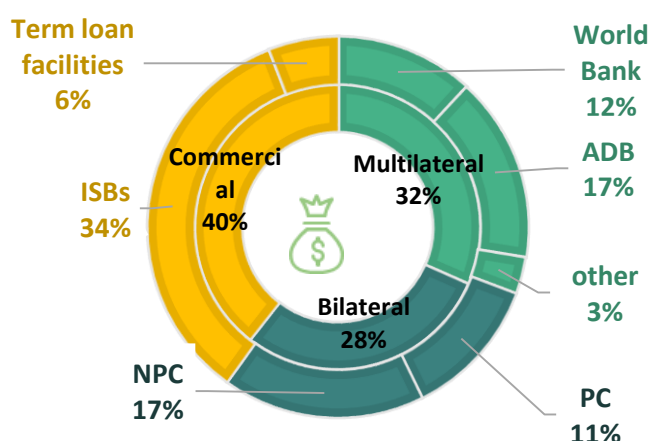
Paris Club (PC)- (Japan, France, Korea, Germany, USA, Spain, Russia, Sweden, Australia, Canada, Austria, UK, Belgium, Denmark, Netherlands)

Non Paris Club- China, India, Saudi Arabia, Kuwait, Hungary, Iran, Pakistan

* Outstanding amounts of ISBs has not been classified on the current resident/non-resident basis of its holdings.

Total Government external debt as at the end of March, 2024 amounted to US\$ 37.0 billion. The creditor category-wise composition of external debt is depicted in the following table;

Figure 1: Composition of Government External Debt – March 2024



Commercial debt represented a significant portion of Government external debt which amounted to 40 percent followed by the multilateral debt (32 percent) and bilateral debt (28 percent). About 85 percent of the Commercial category debt consisted of International Bond Issuances (ISBs) and the rest from Term Financing Facilities (Syndicated Loans). The

Asian Development Bank and the World Bank were the major multilateral creditors representing over 90 percent of the total multilateral debt. Under Bilateral debt, 60 percent of its debt represented by non-Paris Club countries while about 40 percent from Paris club countries

Outstanding of Government External Debt Stock by Creditor

Table 3

Creditor-wise Government External Debt Stock as of the end March 2024

Creditor	Debt Outstanding (including Unpaid Principal)	Unpaid Principal
	US\$ million	US\$ million
Central Government External Debt	37,040.7	5,881.1
Bilateral	10,588.6	2,167.5
<i>AB Svensk Export Credit (Sweden)</i>	34.7	23.1
<i>Agence Francaise De Development (France)</i>	167.7	40.3
<i>ANZ Investment Bank (Australia)</i>	18.1	17.4
<i>Banco Bilbao Vizcaya Argentaria (Spain)</i>	18.9	8.8
<i>Bank Austria Creditanstalt AG</i>	10.5	5.6
<i>BNP Paribas-Belgium</i>	2.5	0.7
<i>Calyon Credit Agricole CIB (France)</i>	196.2	47.8
<i>China Development Bank (CDB)</i>	538.8	202.0
<i>Deutsche Bank AG (United Kingdom)</i>	132.4	42.3
<i>*Erste Bank (Austria)</i>	10.4	-
<i>Export Development Bank of Iran</i>	32.9	27.8
<i>Export Finance & Insurance Corporation (Australia)</i>	6.9	2.8
<i>EXIM - China</i>	3,993.0	903.8
<i>EXIM - Hungary</i>	47.3	6.2
<i>EXIM - India</i>	871.0	166.4
<i>EXIM - US</i>	40.1	11.4
<i>Fortis Bank NV/Fortis Banque SA(Belgium)</i>	1.9	1.9
<i>Government of Canada</i>	18.1	5.4
<i>Government of China</i>	13.8	2.4
<i>Government of France</i>	63.1	10.7
<i>Government of Germany</i>	199.8	34.2

Table 3 contd...

**Creditor-wise Government External Debt Stock as of the end
March 2024**

Creditor	Debt Outstanding (including Unpaid Principal)	Unpaid Principal as of end March 2024
	US\$ million	US\$ million
Government of Japan	2,359.1	291.2
Government of Korea	294.6	26.9
Government of Kuwait	95.3	19.5
**Government of Pakistan	2.1	6.1
Government of Russia	35.4	35.4
Government of Spain	80.4	3.5
Government of USA	84.9	36.6
HSBC (With Guarantee of EKF Denmark)	32.8	12.4
HSBC (UK)	53.3	21.5
HSBC (HongKong- China)	123.1	18.8
ING Bank (Netherlands)	42.7	4.3
KBC Bank of Belgium	5.5	3.8
Rabobank (Co-op Centrale Raiffeisen)(Netherlands)	219.8	74.4
Raiffesen Zentral Bank (Austria)	36.3	2.0
Saudi Fund For Arab Economic Development	148.0	28.3
Standard Chartered Bank(UK)	4.9	4.2
State Bank of India	495.4	10.2
The Riggs National Bank (Washington DC)	7.5	3.0
UniCredit Bank (Austria)	49.2	4.9
Multilateral	11,716.2	-
Asian Development Bank (ADB)	6,204.1	-
Asian Infrastructure Investment Bank (AIIB)	111.4	-
European Investment Bank (EIB)	89.8	-
International Fund for Agricultural Development (IFAD)	164.4	-
International Monetary Fund	672.3	-
Nordic Development Fund (NDF)	14.1	-
OPEC fund for International Development (OFID)	126.0	-
World Bank	4,334.2	-
Commercial	14,735.9	3,713.6
International Sovereign Bond Issuances	12,550	3,250.0
Term Financing Facilities - China Development Bank	2,185.9	463.3
Total	37,040.7	5,881.1

Source: Department of External Resources

Note: * Repayments not yet started

** To be reconciled with lender

Outstanding of Government External Debt by Creditor Countries and Organizations

Table 4

Country-wise Bilateral and other Government External Debt Stock as of the end March 2024

Type of debt	Debt Outstanding (including unpaid Principal) US\$ million	Unpaid Principal as of end March 2024 US\$ million
Central Government Debt	37,040.7	5,881.1
Multilateral	11,716.2	-
<i>ADB</i>	6,204.1	-
<i>World Bank</i>	4,334.2	-
<i>IMF</i>	672.3	-
<i>IFAD</i>	164.4	-
<i>OFID</i>	126.0	-
<i>EIB</i>	89.8	-
<i>AIB</i>	111.4	-
<i>NDF</i>	14.1	-
Bilateral	10,588.6	2,167.5
PC	4,227.8	776.0
<i>Japan</i>	2,359.1	291.2
<i>France</i>	427.0	98.7
<i>Korea</i>	294.6	26.9
<i>Netherlands</i>	262.6	78.7
<i>Germany</i>	199.8	34.2
<i>UK</i>	190.6	67.9
<i>USA</i>	132.5	51.0
<i>Austria</i>	106.4	12.5
<i>Spain</i>	99.3	12.2
<i>Russia</i>	35.4	35.4
<i>Sweden</i>	34.7	23.1
<i>Denmark</i>	32.8	12.4
<i>Australia</i>	25.0	20.1
<i>Canada</i>	18.1	5.4
<i>Belgium</i>	9.9	6.3
NPC	6,360.8	1,391.5
<i>China</i>	4,668.8	851.4
<i>India</i>	1,366.4	140.5
<i>Saudi Arabia</i>	148.0	21.6
<i>Kuwait</i>	95.4	15.5
<i>Hungary</i>	48.4	6.3
<i>Iran</i>	32.9	25.3
<i>*Pakistan</i>	2.1	6.1
Commercial	14,735.9	3,713.6
<i>ISBs</i>	12,550.0	3,250.0
<i>Term loan facilities -CDB</i>	2,185.9	463.6

Source: Department of External Resources
*To be reconciled with lender

Maturity Structures of External Debt

Table 5

Terms of ISBs

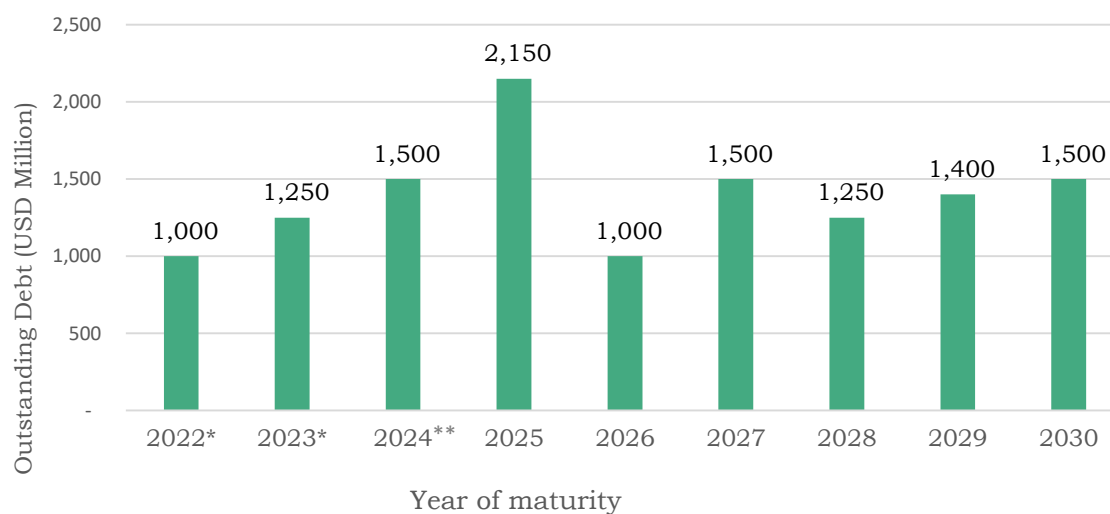
Date of Issuance (DD/MM/YYYY)	Amount (US\$ million)	Interest Rate (%) (Annual)	Tenure (Years)	Maturity Date (DD/MM/YYYY)
*25/07/2012	1,000	5.88	10	25/07/2022
03/06/2015	650	6.13	10	03/06/2025
03/11/2015	1,500	6.85	10	03/11/2025
18/07/2016	1,000	6.83	10	18/07/2026
11/05/2017	1,500	6.20	10	11/05/2027
*18/04/2018	1,250	5.75	5	18/04/2023
18/04/2018	1,250	6.75	10	18/04/2028
*14/03/2019	1,000	6.85	5	14/03/2024
14/03/2019	1,400	7.85	10	14/03/2029
28/06/2019	500	6.35	5	28/06/2024
28/06/2019	1,500	7.55	10.7	28/03/2030

Source: Department of External Resources

* Not paid due to the debt standstill policy

Figure 2

Maturity Structure of ISBs



Source: Department of External Resources

* Not paid due to the debt standstill policy

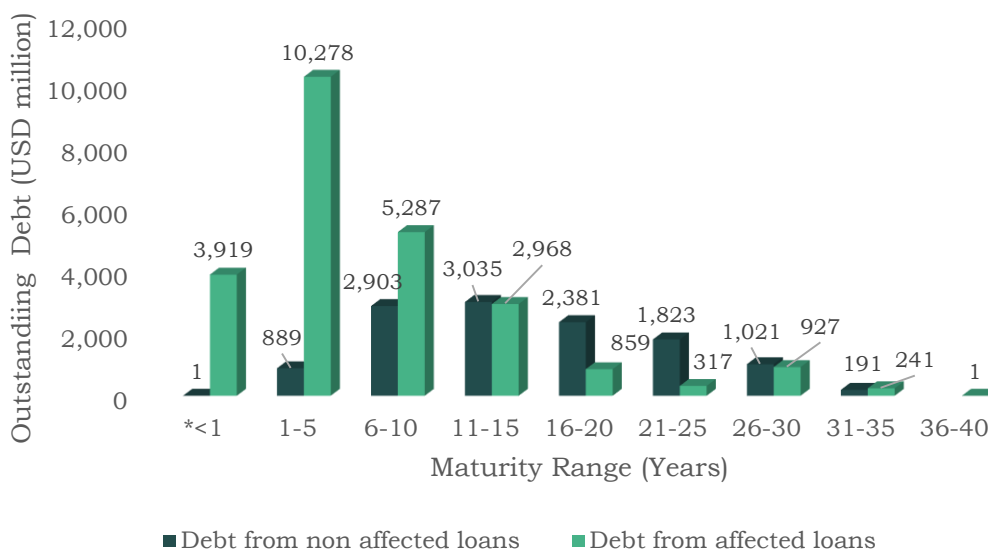
** of which, 1,000 US\$ Mn Not paid due to interim policy of debt standstill

Based on the Original Maturity

Subjected to adjust maturity dates after restructuring where applicable

Figure 3

Remaining Maturity of Foreign Debt as at the end of March, 2024



Source: Department of External Resources

Notes: Includes ISB

*Includes debt standstill loans that were to be matured from April 2022 to March 2024

Affected loans (loans affected by the Interim Policy of debt standstill) <https://www.treasury.gov.lk/api/file/54a19fda-b219-4dd4-91a7-b3e74b9cd683>

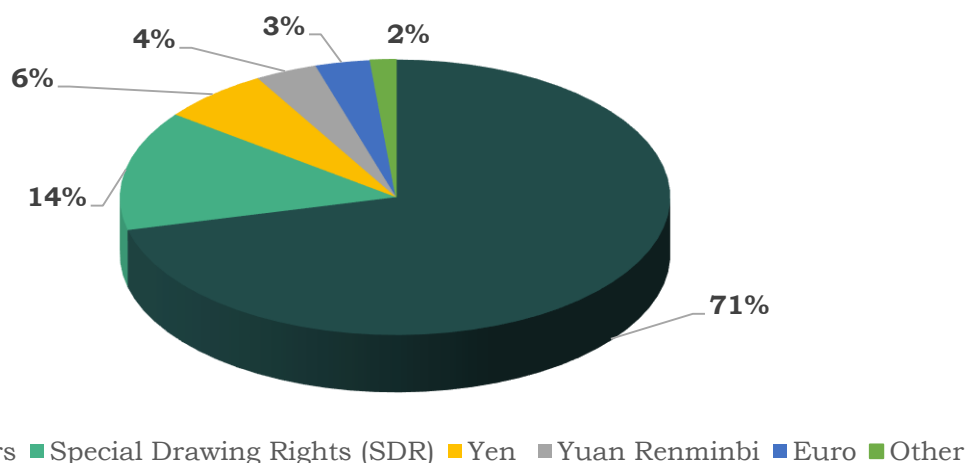
Affected loans are subjected to adjust maturity profile after restructuring.

Based on the original maturity dates

Composition of External Debt

Figure 4

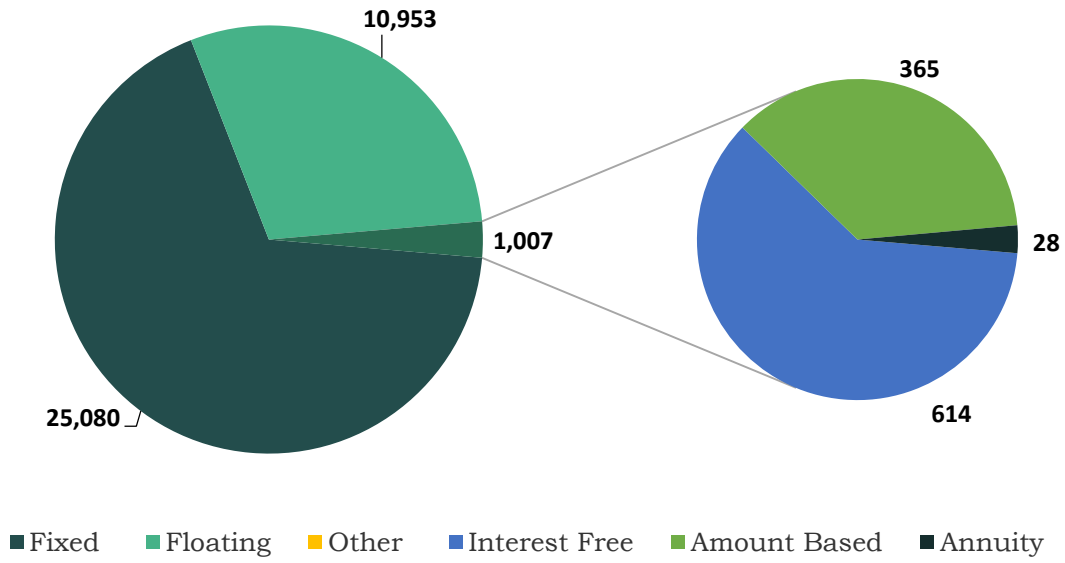
Composition of External Debt by Currency



Source: Department of External Resources

Figure 5

Composition of Central Government External Debt by type of Interest (US\$ million)



Source: Department of External Resources

30% of the central government external debt consist of the instruments obtained in Floating interest rates, whereas, 68% in fixed interest rate.

Domestic Debt

Summary of Outstanding of Domestic Debt

Table 6	Domestic Debt	Outstanding Debt (in US\$)	
		31-12-2023*	31-03-2024**
	Source		
	Treasury Bills	12,634,021,696	12,928,202,954
	Treasury Bonds	37,182,750,450	41,522,174,444
	Rupee Loans	-	-
	Sri Lanka Development Bonds	-	-
	Local Loans in Foreign Currency - FCBU	240,000,000	240,000,000
	Suhurupaya Loan Account of Ministry of Defence	12,294,383	12,278,146
	Retirement Gratuity Loan Account	138,470,645	145,546,602
	Advance from the CBSL Monetary Law Act	-	-
	Government Guaranteed Ceylon Petroleum Corporation Loan	2,434,781,159	2,434,781,159
	Total	52,642,318,333	57,282,983,304

Note

Foreign Currency Banking Unit -**Project** loans not included

*to convert amounts in different currencies into US\$, the exchange rates as at 29th December 2023 (323.9233) applied

* to convert amounts in different currencies into US\$, the exchange rates as at 28th March 2024 (301.1837) applied

Annexures

Table 7 Details of Outstanding Treasury Bills¹ (as at 31 March 2024)

Maturity Date	ISIN	Face Value (Rs Mn)
29 March 2024	LKA09124C292	42,699.00
	LKA18224C299	19,427.00
	LKA36424C293	25,414.00
5 April 2024	LKA09124D050	64,964.00
	LKA18224D057	47,250.00
	LKA36424D051	35,821.00
12 April 2024	LKA09124D126	37,904.00
	LKA18224D123	19,910.00
	LKA36424D127	19,464.00
19 April 2024	LKA09124D191	37,550.00
	LKA18224D198	20,117.00
	LKA36424D192	28,211.00
26 April 2024	LKA09124D266	37,705.00
	LKA18224D263	37,349.00
	LKA36424D267	25,824.00
3 May 2024	LKA09124E033	46,951.00
	LKA18224E030	59,277.00
	LKA36424E034	41,019.00
10 May 2024	LKA09124E108	50,977.00
	LKA18224E105	90,329.00
	LKA36424E109	32,309.00
17 May 2024	LKA09124E173	38,355.00
	LKA18224E170	102,751.00
	LKA36424E174	61,767.00
24 May 2024	LKA09124E249	53,710.00
	LKA18224E246	62,362.00
	LKA36424E240	67,357.00
31 May 2024	LKA09124E314	27,973.00
	LKA18224E311	87,680.00
	LKA36424E315	68,114.00
7 June 2024	LKA09124F071	64,687.00
	LKA18224F078	92,193.00
	LKA36424F072	83,884.00
14 June 2024	LKA09124F147	52,910.00
	LKA18224F144	94,623.00
	LKA36424F148	75,052.00
21 June 2024	LKA09124F212	68,389.00
	LKA18224F219	73,247.00
	LKA36424F213	43,832.00
28 June 2024	LKA18224F284	42,967.00
	LKA36424F288	37,694.00

Table 7 Condt... **Details of Outstanding Treasury Bills¹ (as at 31 March 2024)**

Maturity Date	ISIN	Face Value (Rs Mn)
5 July 2024	LKA18224G050	88,646
	LKA36424G054	64,784
12 July 2024	LKA18224G126	60,360
	LKA36424G120	16,670
19 July 2024	LKA18224G191	56,300
	LKA36424G195	13,754
26 July 2024	LKA18224G266	87,644
	LKA36424G260	45,359
2 August 2024	LKA18224H025	90,790
	LKA36424H029	59,673
9 August 2024	LKA18224H090	65,594
	LKA36424H094	56,314
16 August 2024	LKA18224H165	69,616
	LKA36424H169	32,162
23 August 2024	LKA18224H231	40,938
	LKA36424H235	44,790
30 August 2024	LKA18224H306	37,787
	LKA36424H300	27,255
6 September 2024	LKA18224I064	52,892
	LKA36424I068	40,666
13 September 2024	LKA18224I130	75,100
	LKA36424I134	47,561
20 September 2024	LKA18224I205	59,354
	LKA36424I209	15,393
27 September 2024	LKA36424I274	13,078
4 October 2024	LKA36424J041	7,393
11 October 2024	LKA36424J116	4,613
18 October 2024	LKA36424J181	8,550
25 October 2024	LKA36424J256	10,967
1 November 2024	LKA36424K015	9,384
8 November 2024	LKA36424K080	2,382
15 November 2024	LKA36424K155	4,218
22 November 2024	LKA36424K221	5,997
29 November 2024	LKA36424K296	18,536
6 December 2024	LKA36424L062	5,716
13 December 2024	LKA36424L138	8,362
20 December 2024	LKA36424L203	7,797
27 December 2024	LKA36424L278	752
3 January 2025	LKA36425A039	7,771
10 January 2025	LKA36425A104	4,827
17 January 2025	LKA36425A179	22,433
24 January 2025	LKA36425A245	37,151
31 January 2025	LKA36425A310	62,259
7 February 2025	LKA36425B078	64,679
14 February 2025	LKA36425B144	60,779
21 February 2025	LKA36425B219	12,280
28 February 2025	LKA36425B284	40,568
7 March 2025	LKA36425C076	44,971
14 March 2025	LKA36425C142	40,740
21 March 2025	LKA36425C217	18,141

Treasury Bill Outstanding as at 31.03.2024 **3,893,764**

1. If the maturity date falls on a bank holiday, payment will be made on the following business day.

Table 8

Details of Outstanding Treasury Bonds¹ (as at 31 March 2024)

Maturity Date	Series	ISIN	Face Value (Rs Mn)
1 May 2024	22.50%2024A	LKB00224E013	71,064
15 June 2024	10.25%2024A	LKB00524F153	202,538
1 August 2024	11.00%2024A	LKB00824H013	153,239
15 September 2024	09.85%2024A	LKB00524I157	168,455
15 November 2024	22.00%2024A	LKB00224K150	19,450
1 December 2024	06.00%2024A	LKB01024L011	140,264
15 January 2025	22.50%2025A	LKB00325A156	84,728
15 March 2025	10.25%2025A	LKB01025C157	105,475
1 May 2025	09.00%2025A	LKB01225E019	117,413
1 June 2025	17.00%2025A	LKB00425F013	149,467
1 July 2025	18.00%2025A	LKB00325G013	273,484
15 July 2025	01.00%2025A	LKJ00225G157	56,130
1 August 2025	11.00%2025A	LKB01025H016	92,463
15 October 2025	10.35%2025A	LKB00825J156	73,408
15 January 2026	06.75%2026A	LKB00526A159	128,010
1 February 2026	09.00%2026A	LKB01326B011	223,498
1 March 2026	05.35%2026A	LKB01526C014	126,183
15 May 2026	22.50%2026A	LKB00426E154	145,061
1 June 2026	11.00%2026A	LKB01226F014	229,046
1 August 2026	11.50%2026A	LKB01026H014	244,502
15 December 2026	11.25%2026A	LKB00326L151	194,800
20 December 2026	05.00%2026A	LKB01026L206	9,142
15 January 2027	11.40%2027A	LKB00827A151	232,484
15 March 2027	12.00%09.00%2027A	LKK00427C155	267,038
1 May 2027	18.00%2027A	LKB00527E019	155,671
15 June 2027	11.75%2027A	LKB01027F156	200,583
15 July 2027	01.00%2027A	LKJ00427G159	56,130
21 July 2027	11.00%2027A	LKB01027G212	5,000
15 August 2027	07.80%2027A	LKB00827H156	49,485
15 September 2027	20.00%2027A	LKB00527I150	167,478
15 October 2027	10.30%2027A	LKB00827J152	156,414
15 December 2027	11.25%2027A	LKB01027L154	144,940
15 January 2028	18.00%2028A	LKB00628A153	87,654
15 March 2028	10.75%2028A	LKB01028C151	141,681
15 April 2028	12.00%09.00%2028A	LKK00528D158	267,038
1 May 2028	09.00%2028B	LKB01528E016	146,168
1 July 2028	09.00%2028A	LKB01628G019	225,855
1 September 2028	11.50%2028A	LKB01528I017	211,361
15 December 2028	11.50%2028B	LKB00528L152	266,200
1 January 2029	13.00%2029A	LKB01529A012	29,212
15 March 2029	12.40%7.5%5%2029A	LKK00629C156	99,694
1 May 2029	13.00%2029B	LKB01529E014	36,171
15 May 2029	12.00%09.00%2029A	LKK00629E152	267,038

Table 8 Condt... **Details of Outstanding Treasury Bonds¹ (as at 31 March 2024)**

Maturity Date	Series	ISIN	Face Value (Rs Mn)
15 July 2029	01.00%2029A	LKJ00629G150	56,130
	20.00%2029A	LKB00729G156	58,057
15 April 2030	12.40%7.5%5%2030A	LKK00730D150	99,694
15 May 2030	11.00%2030A	LKB01530E152	175,216
15 June 2030	12.00%09.00%2030A	LKK00730F155	267,038
15 January 2031	12.00%09.00%2031A	LKK00831A152	267,038
15 March 2031	11.25%2031A	LKB01231C151	87,731
15 May 2031	12.40%7.5%5%2031A	LKK00831E154	99,694
	18.00%2031A	LKB00931E153	29,193
15 July 2031	01.00%2031A	LKJ00831G152	56,130
1 December 2031	12.00%2031A	LKB01031L016	20,389
1 January 2032	08.00%2032A	LKB02032A016	163,038
15 February 2032	12.00%09.00%2032A	LKK00932B156	267,038
15 June 2032	12.40%7.5%5%2032A	LKK00932F157	99,694
1 July 2032	18.00%2032A	LKB01032G014	96,222
1 October 2032	09.00%2032A	LKB02032J017	21,471
15 January 2033	11.20%2033A	LKB01533A154	238,900
	12.40%7.5%5%2033A	LKK01033A154	348,929
15 March 2033	12.00%09.00%2033A	LKK01033C150	267,038
1 June 2033	09.00%2033A	LKB02033F013	2,150
1 July 2033	13.25%2033A	LKB02033G011	23,512
15 July 2033	01.00%2033A	LKJ01033G154	56,130
1 November 2033	09.00%2033B	LKB02033K013	100
1 January 2034	13.25%2034A	LKB02034A012	77,859
15 February 2034	12.40%7.5%5%2034A	LKK01134B158	348,929
15 April 2034	12.00%09.00%2034A	LKK01134D154	267,038
15 September 2034	10.25%2034A	LKB01534I155	45,000
15 March 2035	11.50%2035A	LKB02035C155	124,565
	12.40%7.5%5%2035A	LKK01235C151	348,929
15 May 2035	12.00%09.00%2035A	LKK01235E157	267,038
15 April 2036	12.40%7.5%5%2036A	LKK01336D155	348,929
15 June 2036	12.00%09.00%2036A	LKK01336F150	267,038
15 January 2037	12.00%09.00%2037A	LKK01437A157	267,038
15 May 2037	12.40%7.5%5%2037A	LKK01437E159	348,929
15 February 2038	12.00%09.00%2038A	LKK01538B150	267,038
15 June 2038	12.40%7.5%5%2038A	LKK01538F151	348,929
15 August 2039	10.50%2039A	LKB02039H156	25,000
1 January 2041	12.00%2041A	LKB02541A016	29,870
1 June 2043	09.00%2043A	LKB03043F011	3,133
1 January 2044	13.50%2044A	LKB03044A010	10,970
1 June 2044	13.50%2044B	LKB03044F019	77,862
1 March 2045	12.50%2045A	LKB03045C013	10,058
Treasury Bond Outstanding as at 31.03.2024			12,505,802.13

1. If the maturity date falls on a bank holiday, payment will be made on the following business day.

Table 9 Condt...

The Outstanding List of Treasury Guarantees Issued by the General Treasury up to 31.03.2024

S.No	Name of the Institution	Name of the Bank or Institution	Purpose	Value of the Treasury Guarantees				Date of Issue	Date of Expiry	Outstanding Amount - Capital as at 31.03.2024			
				US\$ Mn.	Euro Mn.	J.Yen Mn.	Rs. Mn.			US\$ Mn.	Euro Mn.	J.Yen Mn.	Rs. Mn.
1	Urban Development Authority Road	National Savings Bank	Secure the loan facility				2,770.00	6-Nov-09	5-Nov-24				142.00
2	Development Authority General Sir John	Commercial Bank	Secure the loan facility				829.25	1-Sep-11	31-Mar-30				829.25
3	Kotelawala Defence University Road	Bank of Ceylon	Secure the loan facility				85.00	29-Aug-11	31-Dec-26				16.02
4	Development Authority Road	People's Bank	Secure the loan facility				1,291.08	14-Mar-12	20-Apr-30				1,291.08
5	Development Authority Road	People's Bank	Secure the loan facility				785.39	21-Mar-12	28-Apr-30				785.39
6	Development Authority Road	People's Bank	Secure the loan facility				4,647.57	21-Mar-12	02-May-30				4,647.57
7	Development Authority Road	People's Bank	Secure the loan facility				1,656.01	21-Mar-12	02-May-30				1,656.01
8	Development Authority Road	Commercial Bank	Secure the loan facility				840.62	15-Nov-12	31-Mar-30				840.62
9	Development Authority Road	Commercial Bank	Secure the loan facility				873.27	26-Dec-12	31-Mar-30				873.27
10	Development Authority Road	Hatton National Bank	Secure the loan facility				1,386.37	28-Dec-12	01-Apr-32				1,386.37
11	Development Authority Road	DFCC Bank	Secure the loan facility				367.32	31-Dec-12	31-Mar-30				367.32
12	Development Authority General Sir John	Hatton National Bank	Secure the loan facility				2,283.87	14-May-13	01-Apr-32				2,283.87
13	Kotelawala Defence University	Bank of Ceylon	Secure the loan facility				750.00	7-Jun-13	30-Jun-28				105.04

Table 9 Condt...

The Outstanding List of Treasury Guarantees Issued by the General Treasury up to 31.03.2024

S.No	Name of the Institution	Name of the Bank or Institution	Purpose	Value of the Treasury Guarantees				Date of Issue	Date of Expiry	Outstanding Amount - Capital as at 31.03.2024			
				US\$ Mn.	Euro Mn.	J.Yen Mn.	Rs. Mn.			US\$ Mn.	Euro Mn.	J.Yen Mn.	Rs. Mn.
14	Road Development Authority	Hatton National Bank	Secure the loan facility				1,301.55	11-Jul-13	01-Apr-34				1,301.55
15	Road Development Authority	Hatton National Bank	Secure the loan facility				1,323.38	11-Jul-13	01-Apr-34				1,323.38
16	Road Development Authority	Hatton National Bank	Secure the loan facility				734.21	5-Aug-13	01-Apr-34				734.21
17	Road Development Authority	Hatton National Bank	Secure the loan facility				1,769.27	5-Aug-13	01-Apr-34				1,769.27
18	Road Development Authority	Hatton National Bank	Secure the loan facility				1,147.84	30-Aug-13	01-Apr-34				1,147.84
19	Road Development Authority	Hatton National Bank	Secure the loan facility				838.28	28-Nov-13	01-Apr-34				838.28
20	Road Development Authority	Hatton National Bank	Secure the loan facility				1,018.01	28-Nov-13	01-Apr-34				1,018.01
21	Road Development Authority	Hatton National Bank	Secure the loan facility				357.14	28-Nov-13	01-Apr-34				357.14
22	Road Development Authority	Hatton National Bank	Secure the loan facility				4,786.43	28-Nov-13	01-Apr-34				4,786.43
23	Road Development Authority National	Hatton National Bank	Secure the loan facility				1,292.84	28-Nov-13	01-Apr-34				1,292.84
24	School of Business Management Limited	Bank of Ceylon	Secure the loan facility				8,600.00	18-Dec-13	31-Dec-28				6,350.00
25	Road Development Authority	DFCC Bank	Secure the loan facility				529.19	27-Dec-13	31-Mar-32				529.19
26	Road Development Authority	Hatton National Bank	Secure the loan facility				1,492.31	27-Dec-13	01-Apr-34				1,492.31
27	Road Development Authority	National Development Bank PLC	Secure the loan facility				4,282.29	11-Feb-14	01-Apr-34				4,282.92

Table 9 Condt...

The Outstanding List of Treasury Guarantees Issued by the General Treasury up to 31.03.2024

S.No	Name of the Institution	Name of the Bank or Institution	Purpose	Value of the Treasury Guarantees				Date of Issue	Date of Expiry	Outstanding Amount - Capital as at 31.03.2024			
				US\$ Mn.	Euro Mn.	J.Yen Mn.	Rs. Mn.			US\$ Mn.	Euro Mn.	J.Yen Mn.	Rs. Mn.
28	Road Development Authority	National Development Bank PLC	Secure the loan facility				560.41	13-Feb-14	01-Apr-34				560.41
29	Road Development Authority	National Development Bank PLC	Secure the loan facility				693.93	14-Mar-14	01-Apr-34				693.93
30	Road Development Authority	National Development Bank PLC	Secure the loan facility				376.74	25-Mar-14	01-Apr-34				376.74
31	Road Development Authority	Hatton National Bank	Secure the loan facility				401.65	25-Mar-14	01-Apr-34				401.65
32	Road Development Authority	Commercial Bank	Secure the loan facility				544.11	3-Apr-14	31-Mar-34				544.11
33	Road Development Authority	Commercial Bank	Secure the Term loan facility				1,668.68	15-Jul-14	31-Mar-34				1,668.68
34	Road Development Authority	National Development Bank PLC	Secure the loan facility				385.83	26-Aug-14	01-Apr-34				385.83
35	Road Development Authority Sri Lanka Land	People's Bank	Secure the Term loan facility	44.71			-	22-Sep-14	30-Sep-27	13.38			
36	Reclamation & Development Corporation Sri Lanka Land	National Savings Bank	Secure the loan facility				2,000.00	26-Sep-14	31-Oct-28				1,334.30
37	Reclamation & Development Corporation National	National Savings Bank	Secure the loan facility				1,500.00	13-Jul-15	31-Oct-28				
38	Water Supply & Drainage Board	Bank of Ceylon	Secure Term Loan facility				1,148.06	12-Nov-14	31-May-29				931.24
39	National Water Supply & Drainage Board	Bank of Ceylon	Secure Short Term Loan facility				2,792.07	14-Nov-14	30-Nov-29				2,386.43

Table 9 Condt...

The Outstanding List of Treasury Guarantees Issued by the General Treasury up to 31.03.2024

S.No	Name of the Institution	Name of the Bank or Institution	Purpose	Value of the Treasury Guarantees				Date of Issue	Date of Expiry	Outstanding Amount - Capital as at 31.03.2024			
				US\$ Mn.	Euro Mn.	J.Yen Mn.	Rs. Mn.			US\$ Mn.	Euro Mn.	J.Yen Mn.	Rs. Mn.
40	National Water Supply & Drainage Board	National Development Bank PLC	Secure Term Loan facility				2,800.00	9-Dec-14	31-Dec-29				1,740.66
41	National Water Supply & Drainage Board	DFCC Bank	Secure Term Loan facility				2,900.00	9-Dec-14	31-Dec-29				1,802.82
42	National Water Supply & Drainage Board	Bank of Ceylon	Secure Term Loan facility				3,041.00	30-Dec-14	30-Jun-29				3,678.13
43	National Water Supply & Drainage Board	Bank of Ceylon	Secure Term Loan facility				1,870.50	31-May-16	30-Jun-29				
44	Airport & Aviation Services (Sri Lanka) Limited	Japan International Cooperation Agency (JICA)	Loan facility			28,969.00	-	28-Mar-12	28-Mar-52		16,020.90		
45	National Water Supply & Drainage Board	Bank of Ceylon	Secure the loan facility				1,500.00	28-Jul-14	31-Jan-30				2,146.05
46	National Water Supply & Drainage Board	Bank of Ceylon	Secure the loan facility				1,500.00	3-Jun-16	31-Jan-30				
47	National Water Supply & Drainage Board	Bank of Ceylon	Secure Term Loan facility				3,014.83	29-Sep-15	31-Mar-30				
48	National Water Supply & Drainage Board	Bank of Ceylon	Secure Term Loan facility				3,936.67	24-May-16	31-Mar-30				5,991.69
49	National Water Supply & Drainage Board	Bank of Ceylon	Secure the loan facility				1,141.36	7-Oct-19	31-Mar-30				
50	National Water Supply & Drainage Board	National Development Bank PLC	Secure Term Loan facility				1,074.13	29-Sep-15	31-Dec-30				1,620.32

Table 9 Condt...

The Outstanding List of Treasury Guarantees Issued by the General Treasury up to 31.03.2024

S.No	Name of the Institution	Name of the Bank or Institution	Purpose	Value of the Treasury Guarantees				Date of Issue	Date of Expiry	Outstanding Amount - Capital as at 31.03.2024			
				US\$ Mn.	Euro Mn.	J.Yen Mn.	Rs. Mn.			US\$ Mn.	Euro Mn.	J.Yen Mn.	Rs. Mn.
51	National Water Supply & Drainage Board	National Development Bank PLC	Secure the term loan facility				2,506.30	21-Feb-19	31-Dec-30				
52	National Water Supply & Drainage Board	Bank of Ceylon	Secure Term Loan facility				1,015.00	28-Jan-16	30-Jul-30				1,167.34
53	National Water Supply & Drainage Board	Bank of Ceylon	Secure Term Loan facility				485.03	22-Jan-21	30-Jul-30				
54	National Water Supply & Drainage Board	Bank of Ceylon	Secure Term Loan facility				2,890.00	4-Mar-16	15-Sep-30				
55	National Water Supply & Drainage Board	Bank of Ceylon	Secure Term Loan facility				847.66	29-Jan-21	15-Sep-30				2,594.04
56	National Water Supply & Drainage Board	Bank of Ceylon	Secure Term Loan facility				948.00	4-Mar-16	15-Sep-30				
57	National Water Supply & Drainage Board	Bank of Ceylon	Secure the Term Loan Facility				33.00	16-Nov-20	15-Sep-30				894.43
58	Telecommunications Regulatory Commission of Sri Lanka	Exim Bank of China	Buyers Credit loan	88.66			-	18-May-13	31-Jul-26	14.07			
59	Airport & Aviation Services (Sri Lanka) Limited	Japan International Cooperation Agency (JICA)	Loan- SLP 114			45,428.00	-	9-May-16	9-May-56				
60	National Water Supply & Drainage Board	Bank of Ceylon	Secure the loan facility				300.00	29-Jul-16	31-Jan-31				
61	National Water Supply & Drainage Board	Bank of Ceylon	Secure the term loan facility				454.79	21-Feb-19	31-Jan-31				250.53

Table 9 Condt...

The Outstanding List of Treasury Guarantees Issued by the General Treasury up to 31.03.2024

S.No	Name of the Institution	Name of the Bank or Institution	Purpose	Value of the Treasury Guarantees				Date of Issue	Date of Expiry	Outstanding Amount - Capital as at 31.03.2024			
				US\$ Mn.	Euro Mn.	J.Yen Mn.	Rs. Mn.			US\$ Mn.	Euro Mn.	J.Yen Mn.	Rs. Mn.
62	National Water Supply & Drainage Board	People's Bank	Secure the loan facility				397.00	29-Jul-16	31-Jul-31				
63	National Water Supply & Drainage Board	People's Bank	Secure the term loan facility				603.00	21-Feb-19	31-Jul-31				197.20
64	National Water Supply & Drainage Board	DFCC Bank	Secure Term Loan facility				937.87	16-Aug-16	11-Jul-31				
65	National Water Supply & Drainage Board	DFCC Bank	Secure the Total term Loan Facility				1,358.98	6-Nov-17	11-Jul-31				2,175.36
66	National Water Supply & Drainage Board	DFCC Bank	Secure the term loan facility				829.40	4-Jan-19	11-Jul-31				
67	National Water Supply & Drainage Board	Bank of Ceylon	Secure the Term Loan facility	29.10			-	31-Aug-16	28-Feb-31				4,154.80
68	National Water Supply & Drainage Board	Bank of Ceylon	Secure the Term Loan facility	16.20			-	31-Aug-16	28-Feb-31				2,172.95
69	National Water Supply & Drainage Board	Exim Bank of India	Sovereign Guarantee	164.90			-	28-Sep-16	28-Sep-31	91.57			
70	National Water Supply & Drainage Board	Exim Bank of India	Sovereign Guarantee	91.80			-	28-Sep-16	28-Sep-31	60.81			
71	National Water Supply & Drainage Board	China Development Bank	Sovereign Guarantee	48.77			-	9-Sep-16	20-Mar-32	150.08			
72	National Water Supply & Drainage Board	Bank of Ceylon	Secure the Term Loan facility	34.43			-	28-Nov-16	28-Nov-31				4,911.54

Table 9 Condt...

The Outstanding List of Treasury Guarantees Issued by the General Treasury up to 31.03.2024

S.No	Name of the Institution	Name of the Bank or Institution	Purpose	Value of the Treasury Guarantees				Date of Issue	Date of Expiry	Outstanding Amount - Capital as at 31.03.2024			
				US\$ Mn.	Euro Mn.	J.Yen Mn.	Rs. Mn.			US\$ Mn.	Euro Mn.	J.Yen Mn.	Rs. Mn.
73	National Water Supply & Drainage Board	Hatton National Bank	Secure the Term Loan facility		23.42		-	9-Dec-16	14-Dec-30				2,515.90
74	National Water Supply & Drainage Board	People's Bank	Secure the Term Loan facility				560.97	13-Feb-17	13-Feb-32				377.58
75	Airport & Aviation Services (Sri Lanka) Limited	Hongkong & Shanghai Banking Co.Ltd.	Secure the Total term Loan Facility	44.14			-	1-Mar-17	1-Mar-32	29.50			
76	National Water Supply & Drainage Board	National Development Bank PLC	Term Loan facility				4,500.00	25-Jul-17	26-Jul-35				
77	National Water Supply & Drainage Board	National Development Bank PLC	Secure the term loan facility				6,500.00	18-Feb-19	26-Jul-35				13,044.37
78	National Water Supply & Drainage Board	National Development Bank PLC	Term Loan facility				4,000.00	16-Feb-21	26-Jul-35				
79	National Water Supply & Drainage Board	Bank of Ceylon	Secure the Term Loan facility	9.67			-	19-Oct-17	23-Oct-32				1,485.50
80	National Water Supply & Drainage Board	Bank of Ceylon	Secure the Term Loan facility	18.10			-	19-Oct-17	23-Oct-32				2,915.97
81	National Water Supply & Drainage Board	China Development Bank	Loan facility	13.70			-	21-Aug-17	21-Aug-42	40.41			
82	Road Development Authority	Sampath Bank	Secure the Term Loan facility				14,500.00	20-Dec-17	31-Dec-32				11,863.64
83	Ceylon Electricity Board	Asian Development Bank	Sovereign Guarantee	90.00			-	29-Jun-17	15-May-41	58.22			
84	Ceylon Electricity Board	Asian Development Bank	Sovereign Guarantee	150.00			-	10-Jul-17	15-Nov-41	116.76			

Table 9 Condt...

The Outstanding List of Treasury Guarantees Issued by the General Treasury up to 31.03.2024

S.No	Name of the Institution	Name of the Bank or Institution	Purpose	Value of the Treasury Guarantees				Date of Issue	Date of Expiry	Outstanding Amount - Capital as at 31.03.2024			
				US\$ Mn.	Euro Mn.	J.Yen Mn.	Rs. Mn.			US\$ Mn.	Euro Mn.	J.Yen Mn.	Rs. Mn.
85	Road Development Authority National	Bank of Ceylon	Secure the Total Term Loan facility				1,387.00	24-Jan-18	31-Jan-33				732.57
86	Water Supply & Drainage Board National	UniCredit Bank Austria AG	Sovereign Guarantee		50.6		-	28-Mar-18	31-Aug-29		40.80		
87	Water Supply & Drainage Board State	People's Bank	Secure the Term Loan facility		7.62		-	6-Apr-18	10-Apr-33				1,029.88
88	Development and Construction Corporation State	Bank of Ceylon	Secure the loan facility				1,126.81	8-Jun-18	11-Jun-33				990.61
89	Engineering Corporation State	Bank of Ceylon	Secure the term loan facility				1,280.26	30-Jun-18	30-Jun-33				1,999.99
90	Engineering Corporation Ceylon	Bank of Ceylon	Secure the term loan facility				719.74	22-Oct-18	30-Jun-33				
91	Electricity Board National	Asian Development Bank	Sovereign Guarantee	160.00			-	22-Nov-17	15-Sep-37	130.87			
92	Water Supply & Drainage Board State	People's Bank	Secure the term loan facility				128.32	13-Jul-18	31-Jul-33				29.44
93	Engineering Corporation Road	Bank of Ceylon	Secure the term loan facility				300.00	6-Aug-18	8-Aug-28				300.00
94	Development Authority Road	Bank of Ceylon	Secure the term loan facility				10,000.00	13-Aug-18	15-Aug-33				
95	Development Authority Road	Bank of Ceylon	Secure the term loan facility				5,766.52	3-Sep-18	15-Aug-33				
96	Development Authority Road	Bank of Ceylon	Secure the term loan facility				4,150.00	11-Sep-18	15-Aug-33				19,904.76
97	Development Authority	Bank of Ceylon	Secure the term loan facility				1,854.99	17-Sep-18	15-Aug-33				

Table 9 Condt...

The Outstanding List of Treasury Guarantees Issued by the General Treasury up to 31.03.2024

S.No	Name of the Institution	Name of the Bank or Institution	Purpose	Value of the Treasury Guarantees				Date of Issue	Date of Expiry	Outstanding Amount - Capital as at 31.03.2024			
				US\$ Mn.	Euro Mn.	J.Yen Mn.	Rs. Mn.			US\$ Mn.	Euro Mn.	J.Yen Mn.	Rs. Mn.
98	Road Development Authority	Bank of Ceylon	Secure the term loan facility				228.49	9-Apr-19	15-Aug-33				
99	Ceylon Petroleum Corporation	People's Bank	Secure the term loan facility	7.73			-	31-Aug-18	15-Sep-31	5.80			
100	Shipping Corporation Ltd	People's Bank	Secure the loan facility	71.91			-	7-Sep-18	3-Jun-34	50.99			
101	National Water Supply & Drainage Board	Bank of Ceylon	Secure the term loan facility				382.24	25-Sep-18	15-Sep-33				382.24
102	Building Materials Corporation Ltd	Bank of Ceylon	Secure the term loan facility				500.00	22-Oct-18	19-Oct-33				500.00
103	Road Development Authority	Bank of Ceylon	Secure the term loan facility				5,000.00	12-Dec-18	20-Dec-33				
104	Road Development Authority	Bank of Ceylon	Secure the term loan facility				4,000.00	28-Dec-18	20-Dec-33				7,826.09
105	National Water Supply & Drainage Board	ING Bank, NV of Netherlands	Secure The Commercial Loan		12.29		-	12-Dec-18	4-Jul-23		3.86		
106	National Water Supply & Drainage Board	ING Bank, NV of Netherlands	Secure The Export Credit Facility		70.66		-	12-Dec-18	3-Oct-33		67.46		
107	Road Development Authority	DFCC Bank	Secure the term loan facility				5,000.00	14-Feb-19	12-Mar-34				4,347.83
108	Airport & Aviation Services (Sri Lanka) Limited	Hatton National Bank	Secure the Debenture				4,000.00	22-Mar-19	21-Mar-34				4,000.00
109	Road Development Authority	Bank of Ceylon	Secure the term loan facility				10,000.00	4-Apr-19	15-Apr-34				
110	Road Development Authority	Bank of Ceylon	Secure the term loan facility				5,000.00	7-May-19	15-Apr-34				20,833.33

Table 9 Condt...

The Outstanding List of Treasury Guarantees Issued by the General Treasury up to 31.03.2024

SNo	Name of the Institution	Name of the Bank or Institution	Purpose	Value of the Treasury Guarantees				Date of Issue	Date of Expiry	Outstanding Amount - Capital as at 31.03.2024			
				US\$ Mn.	Euro Mn.	J.Yen Mn.	Rs. Mn.			US\$ Mn.	Euro Mn.	J.Yen Mn.	Rs. Mn.
111	Road Development Authority	Bank of Ceylon	Secure the term loan facility				5,000.00	6-Jun-19	15-Apr-34				
112	Road Development Authority	Bank of Ceylon	Secure the term loan facility				5,000.00	21-Jun-19	15-Apr-34				
113	Ceylon Petroleum Corporation	China National Chemical Engineering No.14 Construction Co. Ltd	Sovereign Guarantee	43.78			-	26-Jun-19	31-Jan-31	25.68			
114	Sri Lankan Airlines Limited	DB Trustees (Hong Kong) Limited	Sovereign Guarantee	175.00			-	26-Jun-19	25-Jun-24	175.00			
115	Ceylon Electricity Board	Industrial And Commercial Bank of China Limited	Loan facility	41.97			-	2-Jul-19	23-Apr-26	26.53			
116	National Water Supply & Drainage Board	National Savings Bank	Secure the Term Loan Facility				15,000.00	30-Jun-20	15-Jul-35				14,375.00
117	National Water Supply & Drainage Board	Bank of Ceylon	Secure the Term Loan Facility				2,500.00	9-Jul-20	15-Jul-35				5,041.77
118	National Water Supply & Drainage Board	Bank of Ceylon	Secure the Term Loan Facility				3,351.94	25-Aug-20	15-Jul-35				
119	General Sir John Kotelawala Defence University	National Savings Bank	Secure the Loan Facility	44.00			26,907.85	23-Jul-20	17-Sep-33				33,377.22
120	National Water Supply & Drainage Board	People's Bank	Secure the Term Loan Facility				2,874.69	31-Jul-20	15-Aug-35				1,779.03
121	National Paper Corporation	People's Bank	Working Capital Facility				40.00	22-Oct-20	31-Dec-25				16.15
122	Road Development Authority	National Savings Bank	Secure the Term Loan Facility				10,000.00	22-Oct-20	30-Jun-35				9,166.67

Table 9 Condt...

The Outstanding List of Treasury Guarantees Issued by the General Treasury up to 31.03.2024

S.No	Name of the Institution	Name of the Bank or Institution	Purpose	Value of the Treasury Guarantees				Date of Issue	Date of Expiry	Outstanding Amount - Capital as at 31.03.2024			
				US\$ Mn.	Euro Mn.	J.Yen Mn.	Rs. Mn.			US\$ Mn.	Euro Mn.	J.Yen Mn.	Rs. Mn.
123	Ceylon Electricity Board	National Savings Bank	Secure the Term Loan Facility				5,000.00	26-Nov-20	15-Dec-28				5,000.00
124	National Water Supply & Drainage Board	National Savings Bank	Secure the Term Loan Facility				15,000.00	9-Dec-20	15-Dec-35				14,375.00
125	Road Development Authority	People's Bank	Secure the Term Loan Facility				10,000.00	30-Dec-20	31-Dec-35				9,583.34
126	Road Development Authority	National Savings Bank	Secure the loan facility				1,600.33	30-Dec-20	01-Apr-32				1,600.33
127	Road Development Authority	National Savings Bank	Secure the loan facility				891.41	30-Dec-20	01-Apr-32				891.41
128	Road Development Authority	National Savings Bank	Secure the loan facility				1,541.38	30-Dec-20	01-Apr-34				1,541.38
129	Road Development Authority	National Savings Bank	Secure the loan facility				325.86	30-Dec-20	01-Apr-32				325.86
130	Road Development Authority	National Savings Bank	Secure the loan facility				1,178.22	30-Dec-20	01-Apr-34				1,178.22
131	Road Development Authority	National Savings Bank	Secure the loan facility				1,510.58	30-Dec-20	01-Apr-34				1,510.58
132	Road Development Authority	National Savings Bank	Secure the loan facility				2,538.76	30-Dec-20	01-Apr-34				2,538.76
133	Road Development Authority	National Savings Bank	Secure the loan facility				1,214.30	30-Dec-20	01-Apr-34				1,214.30
134	Road Development Authority	National Savings Bank	Secure the loan facility				1,062.50	30-Dec-20	01-Apr-32				1,062.50
135	Road Development Authority	National Savings Bank	Secure the loan facility				1,196.73	30-Dec-20	01-Apr-34				1,196.73
136	Road Development Authority	National Savings Bank	Secure the loan facility				2,556.02	30-Dec-20	01-Apr-34				2,556.02
137	Road Development Authority	National Savings Bank	Secure the loan facility				2,935.67	30-Dec-20	01-Apr-34				2,935.67

Table 9 Condt...

The Outstanding List of Treasury Guarantees Issued by the General Treasury up to 31.03.2024

S.No	Name of the Institution	Name of the Bank or Institution	Purpose	Value of the Treasury Guarantees				Date of Issue	Date of Expiry	Outstanding Amount - Capital as at 31.03.2024			
				US\$ Mn.	Euro Mn.	J.Yen Mn.	Rs. Mn.			US\$ Mn.	Euro Mn.	J.Yen Mn.	Rs. Mn.
138	Road Development Authority	National Savings Bank	Secure the loan facility				5,217.03	30-Dec-20	01-Apr-34				5,217.03
139	Road Development Authority	National Savings Bank	Secure the loan facility				1,350.00	30-Dec-20	01-Apr-34				1,350.00
140	Road Development Authority	National Savings Bank	Secure the loan facility				2,397.94	30-Dec-20	01-Apr-34				2,397.94
141	Road Development Authority	National Savings Bank	Secure the loan facility				677.25	30-Dec-20	01-Apr-34				677.25
142	Road Development Authority	National Savings Bank	Secure the loan facility				1,113.19	30-Dec-20	01-Apr-34				1,113.19
143	Road Development Authority	National Savings Bank	Secure the loan facility				947.84	30-Dec-20	01-Apr-34				947.84
144	Road Development Authority	National Savings Bank	Secure the Term loan facility				713.50	30-Dec-20	01-Apr-35				713.50
145	Road Development Authority	National Savings Bank	Secure the Term loan facility				1,279.16	30-Dec-20	01-Apr-35				1,279.16
146	Road Development Authority	National Savings Bank	Secure the Term loan facility				1,718.35	30-Dec-20	01-Apr-35				1,718.35
147	Road Development Authority	National Savings Bank	Secure the Term loan facility				1,451.49	30-Dec-20	01-Apr-35				1,451.49
148	Road Development Authority	National Savings Bank	Secure the Term loan facility				319.76	30-Dec-20	01-Apr-35				319.76
149	Road Development Authority	National Savings Bank	Secure the Term loan facility				1,059.03	30-Dec-20	01-Apr-34				1,059.03
150	Road Development Authority	National Savings Bank	Secure the Term loan facility				787.27	30-Dec-20	01-Apr-34				787.27
151	Road Development Authority	National Savings Bank	Secure the Term loan facility				1,229.27	30-Dec-20	01-Apr-35				1,229.27
152	Road Development Authority	National Savings Bank	Secure the loan facility				744.83	30-Dec-20	01-Apr-34				744.83

Table 9 Condt...

The Outstanding List of Treasury Guarantees Issued by the General Treasury up to 31.03.2024

S.No	Name of the Institution	Name of the Bank or Institution	Purpose	Value of the Treasury Guarantees				Date of Issue	Date of Expiry	Outstanding Amount - Capital as at 31.03.2024			
				US\$ Mn.	Euro Mn.	J.Yen Mn.	Rs. Mn.			US\$ Mn.	Euro Mn.	J.Yen Mn.	Rs. Mn.
153	Road Development Authority	National Savings Bank	Secure the Term loan facility				1,108.00	30-Dec-20	01-Apr-35				1,108.00
154	Road Development Authority	National Savings Bank	Secure the Total term Loan Facility				11,200.00	30-Dec-20	1-Apr-35				11,200.00
155	Road Development Authority	National Savings Bank	Settle Compensation Payment for Land				7,500.00	30-Dec-20	1-Apr-35				7,500.00
156	Road Development Authority	Bank of Ceylon	Acquisition Secure the Term Loan Facility				10,000.00	5-Jan-21	1-Jan-36				10,000.00
157	National Water Supply & Drainage Board	Commercial Bank	Secure Term Loan facility				968.36	20-Jan-21	15-Jul-29				621.33
158	National Water Supply & Drainage Board	Hatton National Bank	Secure the Term Loan Facility				6,046.03	10-Feb-21	1-Jul-31				4,773.18
159	National Water Supply & Drainage Board	Hatton National Bank	Secure the Term Loan Facility				1,471.36	11-Feb-21	1-Jan-31				1,144.39
160	National Water Supply & Drainage Board	National Savings Bank	Secure Term Loan facility				710.61	11-Feb-21	31-May-29				521.11
161	Road Development Authority	National Savings Bank	Secure Term Loan facility				5,000.00	19-Feb-21	20-Feb-36				10,000.00
162	Road Development Authority	National Savings Bank	Secure Term Loan facility				5,000.00	15-Mar-21	20-Feb-36				10,000.00
163	Ceylon Electricity Board	People's Bank	Term Loan Facility				6,500.00	3-Mar-21	26-Jun-29				6,087.32
164	Bank of Ceylon & People's Bank	Asian Infrastructure Investment Bank (AIIB)	Sovereign Guarantee	180.00			-	21-Mar-21	21-Mar-27	160.00			
165	Road Development Authority	Bank of Ceylon	Secure the Term Loan Facility				10,000.00	9-Jun-21	10-Jun-36				10,000.00

Table 9 Condt...

The Outstanding List of Treasury Guarantees Issued by the General Treasury up to 31.03.2024

S.No	Name of the Institution	Name of the Bank or Institution	Purpose	Value of the Treasury Guarantees				Date of Issue	Date of Expiry	Outstanding Amount - Capital as at 31.03.2024			
				US\$ Mn.	Euro Mn.	J.Yen Mn.	Rs. Mn.			US\$ Mn.	Euro Mn.	J.Yen Mn.	Rs. Mn.
166	National Paper Corporation Road	People's Bank	Working Capital Facility				100.00	25-Jun-21	30-Jun-26				51.85
167	Development Authority Road	National Savings Bank	Secure the Loan Facility				3,250.00	15-Jul-21	15-Jul-36				3,250.00
168	Development Authority Road	National Savings Bank	Secure Term Loan facility				10,000.00	29-Jul-21	30-Jul-36				10,000.00
169	Northsea Limited	Sri Lanka Savings Bank	Secure the Term Loan Facility				60.00	22-Sep-21	15-May-26				58.68
170	Ceylon Fisheries Corporation Road	Bank of Ceylon	Secure the Short Term Loan Facility				50.00	28-Sep-21	31-Mar-22				8.62
171	Development Authority Road	National Savings Bank	for debenture				10,000.00	13-Oct-21	11-Oct-36				10,000.00
172	Development Authority Road	Bank of Ceylon	To secure the term loan facility				12,950.38	1-Nov-21	1-Nov-36				360.67
173	Development Authority Road	National Savings Bank	for debenture				11,800.00	9-Nov-21	11-Oct-36				11,800.00
174	Development Authority Road	Bank of Ceylon	To secure the term loan facility				11,000.00	12-Nov-21	25-Jun-35				10,541.67
175	Development Authority Road	Bank of Ceylon	To secure the term loan facility				14,000.00	12-Nov-21	14-Jul-35				13,416.67
176	Development Authority Road	People's Bank	To secure the term loan facility				17,000.00	12-Nov-21	15-Jul-35				23,958.33
177	Development Authority Road	People's Bank	To secure the term loan facility				8,000.00	12-Nov-21	25-Aug-35				
178	Janatha Estates Development Board	Bank of Ceylon	Working Capital Facility				200.00	25-Nov-21	2-Dec-26				134.98
179	Techno Park Development Company Private Limited	National Savings Bank	Secure the Term Loan Facility				750.00	30-Nov-21	29-Nov-26				750.00

Table 9 Condt...

The Outstanding List of Treasury Guarantees Issued by the General Treasury up to 31.03.2024

S.No	Name of the Institution	Name of the Bank or Institution	Purpose	Value of the Treasury Guarantees				Date of Issue	Date of Expiry	Outstanding Amount - Capital as at 31.03.2024			
				US\$ Mn.	Euro Mn.	J.Yen Mn.	Rs. Mn.			US\$ Mn.	Euro Mn.	J.Yen Mn.	Rs. Mn.
180	National Water Supply & Drainage Board	National Savings Bank	Working Capital Facility				2,000.00	2-Dec-21	31-May-36				1,920.00
181	Ceylon Fisheries Corporation	Bank of Ceylon	Secure the Term Loan Facility				100.00	3-Dec-21	15-Aug-22				150.00
182	Ceylon Fisheries Corporation	Bank of Ceylon	Secure the Term Loan Facility				100.00	29-Dec-21	15-Oct-22				
183	Northsea Limited	Bank of Ceylon	Secure Term Loan facility				8.63	4-Jan-22	31-Dec-22				8.63
184	Road Development Authority	Bank of Ceylon	Secure the loan facility				1,784.36	10-Jan-22	31-Mar-30				1,433.67
185	Road Development Authority	Bank of Ceylon	Secure the loan facility				2,063.00	10-Jan-22	31-Mar-30				1,604.17
186	Road Development Authority	Bank of Ceylon	Secure the loan facility				2,007.64	10-Jan-22	31-Mar-30				1,565.50
187	Road Development Authority	Bank of Ceylon	Secure the loan facility				315.56	10-Jan-22	31-Mar-34				
188	Road Development Authority	Bank of Ceylon	Secure the loan facility				1,413.16	10-Jan-22	31-Mar-32				1,378.01
189	Road Development Authority	Bank of Ceylon	Secure the loan facility				354.58	10-Jan-22	31-Mar-32				
190	Road Development Authority	Bank of Ceylon	Secure the loan facility				1,494.31	10-Jan-22	31-Mar-32				1,473.60
191	Road Development Authority	Bank of Ceylon	Secure the loan facility				670.75	10-Jan-22	31-Mar-32				
192	Road Development Authority	Bank of Ceylon	Secure the loan facility				3,139.25	10-Jan-22	31-Mar-32				3,061.53
193	Road Development Authority	Bank of Ceylon	Secure the loan facility				385.64	10-Jan-22	31-Mar-32				
194	Road Development Authority	Bank of Ceylon	Secure the loan facility				1,636.31	10-Jan-22	31-Mar-32				1,599.96

Table 9 Condt...

The Outstanding List of Treasury Guarantees Issued by the General Treasury up to 31.03.2024

S.No	Name of the Institution	Name of the Bank or Institution	Purpose	Value of the Treasury Guarantees				Date of Issue	Date of Expiry	Outstanding Amount - Capital as at 31.03.2024			
				US\$ Mn.	Euro Mn.	J.Yen Mn.	Rs. Mn.			US\$ Mn.	Euro Mn.	J.Yen Mn.	Rs. Mn.
195	Road Development Authority	Bank of Ceylon	Secure the loan facility				299.25	10-Jan-22	31-Mar-32				
196	Road Development Authority	Bank of Ceylon	Secure the loan facility				1,363.75	10-Jan-22	31-Mar-32				1,330.00
197	Road Development Authority	Bank of Ceylon	Secure the loan facility				3,330.95	10-Jan-22	31-Mar-32				2,716.93
198	Road Development Authority	Bank of Ceylon	Secure the loan facility				2,173.92	10-Jan-22	31-Mar-32				1,761.35
199	Road Development Authority	Bank of Ceylon	Secure the loan facility				1,253.93	10-Jan-22	31-Mar-34				987.58
200	Road Development Authority	Bank of Ceylon	Secure the loan facility				2,249.99	10-Jan-22	31-Mar-34				1,707.99
201	Road Development Authority	Bank of Ceylon	Secure the Term loan facility				1,894.95	10-Jan-22	31-Mar-34				1,671.12
202	Road Development Authority	Bank of Ceylon	Secure the Term loan facility				2,123.65	10-Jan-22	31-Mar-35				1,884.57
203	Road Development Authority	Bank of Ceylon	Secure Term Loan facility				242.54	10-Jan-22	31-May-35				1,045.18
204	Road Development Authority	Bank of Ceylon	Secure Term Loan facility				1,567.46	10-Jan-22	31-May-35				
205	Techno Park Development Company Private Limited	People's Bank	Secure the Term Loan Facility				750.00	29-Mar-22	28-Feb-29				750.00
206	Northsea Regional Development Bank Limited	Bank of Ceylon	Secure the Loan Facility				30.00	30-May-22	20-May-24				28.77
207	Ceylon Electricity Board	Asian Development Bank	Secure the Term Loan Facility	50.00			-	14-Jun-19	30-Nov-31	50.00			
208	State Printing Corporation	Hatton National Bank	Secure the Term Loan Facility	12.30			-	15-Jul-13	-	2.17			
209		People's Bank	Secure the credit facilities				1,165.00	27-Sep-22	15-Sep-24				264.58

Table 9 Condt...

The Outstanding List of Treasury Guarantees Issued by the General Treasury up to 31.03.2024

SNo	Name of the Institution	Name of the Bank or Institution	Purpose	Value of the Treasury Guarantees				Date of Issue	Date of Expiry	Outstanding Amount - Capital as at 31.03.2024				
				US\$ Mn.	Euro Mn.	J.Yen Mn.	Rs. Mn.			US\$ Mn.	Euro Mn.	J.Yen Mn.	Rs. Mn.	
210	National Water Supply & Drainage Board	China Development Bank	*Letter of Undertaking to secure loan facility	102.54			-	4-Oct-17				35.64		
211	Ceylon Electricity Board	People's Bank	Secure the Term Loan Facility				9,133.33	27-Apr-23	7-Apr-24					8,833.33
212	Sri Lankan Airlines Limited	People's Bank	Secure the Loan Facility	7.50			-	27-May-23	7-May-24					1,387.50
213	Sri Lankan Airlines Limited	Bank of Ceylon	Secure the Loan Facility	5.00				27-May-23	15-May-24	5.00				
214	Rupavahini Corporation State	Bank of Ceylon	Secure the Long Term Loan Facility				93.00	10-Jun-20	15-May-26					92.27
215	Engineering Corporation Sri Lanka	Bank of Ceylon	short term loan facility				100.00	30-Mar-22	15-May-24					100.00
216	Insurance Corporation Sri Lanka	Sri Lanka Insurance Corporation	Counter Guarantee (USD 12 Mn)	12.00			-	19-Aug-22	24-Sep-24	12.00				
217	Sri Lankan Airlines Limited	People's Bank	Secure the Term Loan Facility	30.00			-	4-Jul-22	31-Jul-24					2,603.45
218	Lanka Coal Company (Pvt) Ltd	Bank of Ceylon	To open the Letter's of Credit to facilitate the Coal imports				22,000.00	4-Jan-23	22-Oct-24					6,232.67
219	Lanka Coal Company (Pvt) Ltd	Bank of Ceylon	To open the Letter's of Credit to facilitate the Coal imports				27,500.00	27-Jan-23	27-Jan-25					
220	Sri Lankan Airlines Limited	International Air Transport Association		11.60				4-Oct-23	31-Jul-24	11.60				
221	Central Bank of Sri Lanka	Reserve Bank of India		2,601.43				17-Oct-23	17-Oct-24	2,226.43				
222	Paddy Marketing Board	Bank of Ceylon	Secure short Term Loan facility				374.50	2-May-23	30-Apr-24					363.23

Table 9 Condt...

The Outstanding List of Treasury Guarantees Issued by the General Treasury up to 31.03.2024

S.No	Name of the Institution	Name of the Bank or Institution	Purpose	Value of the Treasury Guarantees				Date of Issue	Date of Expiry	Outstanding Amount - Capital as at 31.03.2024			
				US\$ Mn.	Euro Mn.	J.Yen Mn.	Rs. Mn.			US\$ Mn.	Euro Mn.	J.Yen Mn.	Rs. Mn.
223	Paddy Marketing Board Lanka	People's Bank	Secure the Term Loan Facility				760.75	27-Jan-23	14-May-24				759.08
224	Sathosa Limited Sri Lanka	People's Bank	Short Loan facility				2,241.00	29-Dec-23	31-Dec-24				2,242.00
225	State Plantation Corporation Sri Lankan	People's Bank	Secure the Loan Facility				100.00	16-Oct-23	31-Dec-28				-
226	Airlines Limited Sri Lankan	People's Bank	Secure the Term Loan Facility				1,351.90	14-Nov-22	11-Nov-24				1,351.89
227	Airlines Limited	People's Bank	Secure the Term Loan Facility	5.38			-	14-Nov-22	11-Nov-24	5.38			
228	Ceylon Petroleum Corporation	Bank of Ceylon	Secure the Foreign Currency Loans				100,000.00	20-Mar-23	31-Dec-24				35,775.61
229	Ceylon Electricity Board	Bank of Ceylon	Secure the Term Loan Facility				4,540.00	28-Feb-24	28-Feb-25				4,520.00
				4,406.30	164.59	74,397.00	696,389.78			3,497.89	112.12	16,020.90	554,470.89
				305.3339	332.1141	2.0278				305.33	332.11	2.03	
				1,345,394	54,664	150,862	696,390			1,068,024.40	37,236.63	32,487.18	554,470.89
										2,247,309.76			
										1,692,219.10			

Table 10

The Outstanding list of Letter of Comfort Issued by the General Treasury up to 31.03.2024

S. No.	Name of Institution	Name of the Bank or Institution	US\$ Mn	LC Amount in Rs. Mn.	Date of Issue	Date of Expiry	Outstanding Amount - Capital as at 31.03.2024			
							US\$ Mn.	Euro Mn.	J.Yen Mn.	Rs. Mn.
1	Co-operative Wholesale Establishment	Paddy Marketing Board		440.00	11-Jan-17	11-Jan-18				440.00
2	Co-operative Wholesale Establishment	Paddy Marketing Board		440.00	1-Mar-17	22-Feb-18				289.60
3	Bank of Ceylon and Peoples Bank	Export Development Board		60.00	29-Mar-18	31-Mar-25				60.00
4	Lanka Sathosa Limited	People's Bank		3,000.00	7-Oct-19	31-Dec-24				450.00
5	Sri Lankan Air Lines Limited	Bank of Ceylon	25.00	-	17-Feb-23	21-Feb-24	25.00			
6	Sri Lankan Air Lines Limited	People's Bank	25.00	-	17-Feb-23	21-Feb-24	25.00			
7	Sri Lankan Air Lines Limited	Bank of Ceylon		12,900.00	30-Jun-23	30-Jun-24				12,900.00
8	Sri Lankan Air Lines Limited	People's Bank		13,350.00	30-Jun-23	30-Jun-24				13,350.00
9	Sri Lankan Air Lines Limited	Bank of Ceylon	42.50	-	10-Oct-22	7-Oct-24	42.50			
10	Sri Lankan Air Lines Limited	People's Bank	42.50	-	10-Oct-22	7-Oct-24	42.50			
11	Lanka Sathosa Limited	People's Bank		3,000.00	29-Dec-23	31-Dec-24				2,335.30
12	Sri Lankan Air Lines Limited	Bank of Ceylon	32.50	-	30-Dec-22	31-Dec-24	32.50			
13	Sri Lankan Air Lines Limited	People's Bank	32.50	-	30-Dec-22	31-Dec-24	32.50			
14	Mihin Lanka Limited	Bank of Ceylon	2.50	-	9-Dec-21	31-Dec-24	2.50			

15	Mihin Lanka Limited	People's Bank	2.50	-	9-Dec-21	31-Dec-24	2.50	
16	Mihin Lanka Limited	Bank of Ceylon		1,650.00	9-Dec-21	31-Dec-24		1,650.00
17	Mihin Lanka Limited	People's Bank		1,650.00	9-Dec-21	31-Dec-24		1,550.92
18	Mihin Lanka Limited	Bank of Ceylon	2.50	-	9-Dec-21	31-Dec-24	2.50	
19	Mihin Lanka Limited	People's Bank	2.50	-	9-Dec-21	31-Dec-24	2.50	
			210.00	36,490.00			210.00	33,025.82
			305.3339				305.3339	
			64,120.12	36,490.00			64,120.12	33,025.82
				00,610.12				97,145.94