



Performance Report

2
0
2
1

Department of Development Finance

ANNUAL PERFORMANCE REPORT FOR THE YEAR 2021

Name of the Institution : **Department of Development Finance**

Expenditure Head No : **243**

CONTENTS

CHAPTERS

1. Institutional Profile/Executive Summary
2. Progress and the Future Outlook
3. Overall Financial Performance for the Year
4. Performance Indicators
5. Performance of the Achieving Sustainable Development Goals (SDG)
6. Human Resources Profile
7. Compliance Report

CHAPTER 01 – INSTITUTIONAL PROFILE/EXECUTIVE SUMMARY

1.1 Introduction:

The Department of Development Finance was established on 01st January 2005 with the objective of development of small and medium scale entrepreneurship and revitalizing microfinance sector. The staff of the Department consists of 40 members including 12 Executive Officers in overall. Main activities of the Department can be shown under four sectors as follows;

1.1.1 Primary Sector Development

Directing of, implementing Government development subsidy programmes, enhancing primary sector economic development and preparation of policies relevant to emerging sectors.

1.1.2 Microfinance Sector Development

Microfinance, one of the widely accepted instruments for poverty alleviation throughout the world has been used in Sri Lanka spanning for over several decades. Microfinance services in Sri Lanka have a wide geographical outreach but the extent of outreach of private operators including Non-Government Organizations (NGO) and commercial banks in rural areas is rather limited. Microfinance has helped households of middle income groups to increase their income and assets; has helped the very poor to increase consumption expenditure; has inculcated savings habits among the poor; has worked as an instrument of consumption smoothing among almost all income groups; and has helped women to increase their social status and to improve the economic conditions.

1.1.3 Small and Medium Scale Sector Development

The Small and Medium Enterprise (SME) sector has been identified as an important strategic sector in the overall policy objective of the Government of Sri Lanka and it is seen as a driver of change for inclusive economic growth, regional development, employment generation and poverty reduction. It is properly shown in Sri Lankan economy; as it accounts for more than 75 percent of the total number of enterprises, provides 45

percent of the employment and contributed to 52 percent of the Gross Domestic Production (GDP).

1.1.4 Strategic Planning in Development Finance

Managing excess crop harvests and balancing the supply and demand side disparities giving concern to the SME category of farmers and other market factors in order to stabilize market prices while ensuring farm gate price for producers.

Various Government incentives are provided such as concessionary loans, Treasury guarantees and technical support with the intervention of this Department to encourage SME entrepreneurs and to recognize new entrepreneurs who have a potential to make a remarkable contribution to the economic development process.

1.2 Vision, Mission and Objective for the Institution

Vision

“To become the key Government Agency as facilitator for development financing.”

Mission

“Facilitate to formulate appropriate policies and strategies and mobilize financial resources for the development of SMEs, financing primary sectors through necessary intervention with the relevant stakeholders ”

Objective:

“The Department of Development Finance was established on 01st January 2005 with the objective of development of small and medium scale entrepreneurship and revitalizing microfinance sector.”

1.3 Key Functions

- 1.3.1 Facilitate to formulate appropriate policies, strategies and programmes for the development of Micro, Small and Medium Enterprises (MSMEs) of the economy.
- 1.3.2 Review the market data to identify key issues and provide solutions to the smooth growth of the MSMEs finance sectors.

- 1.3.3 Review Government Subsidy Schemes to ensure economic development and facilitate to formulate appropriate policies.
- 1.3.4 Facilitate in enacting legislations for banking, insurance, MSMEs and financial sector if the market review illustrates the need.
- 1.3.5 Facilitate to annual budget preparation process of the Government in respect of MSME sector, banking sector, financial market and other sectors coming under the purview of this department.
- 1.3.6 Implement budget proposals and donor funded projects related to MSME sector, primary sector and other sectors.
- 1.3.7 Compile all data on MSME's of Industrial, Agriculture and Service sector and analyze to identify the impediments and policy interventions.
- 1.3.8 Oversee implementation of Government sponsored financial assistance schemes.
- 1.3.9 Arranging local bank financing for development projects in MSME finance sectors in line with the Government policy.

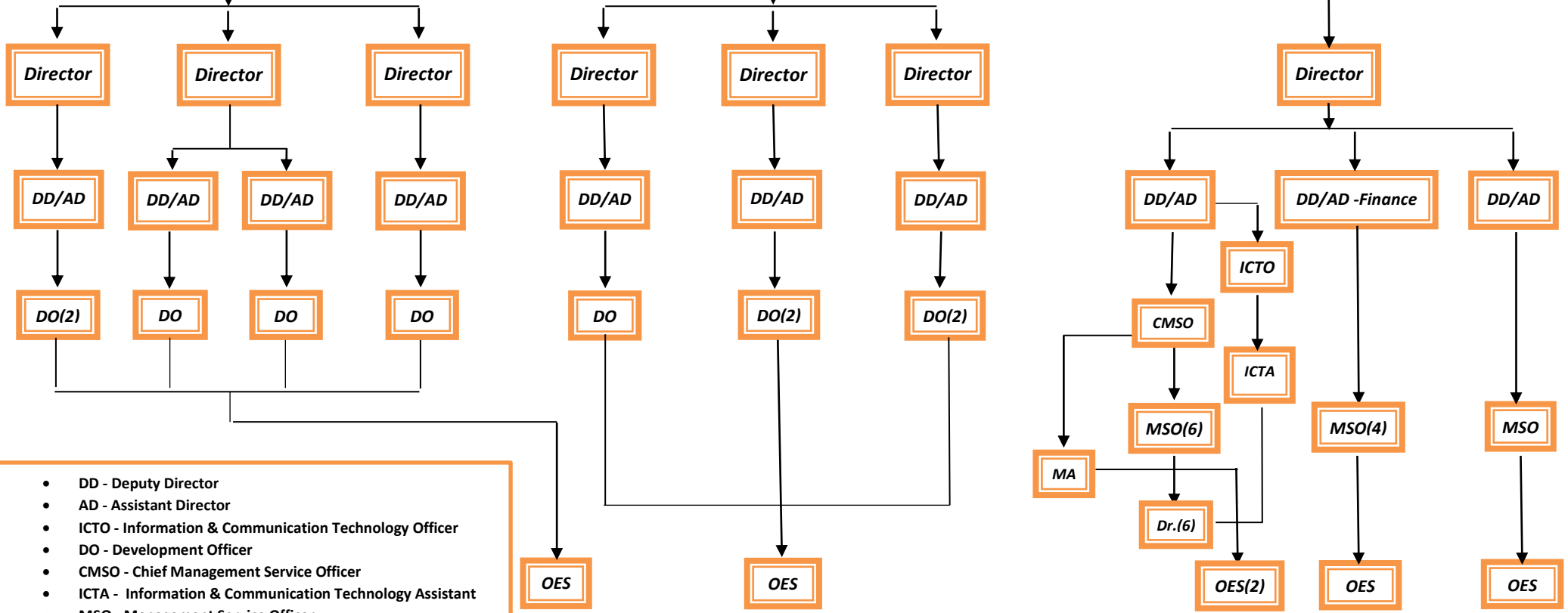
1.4 Organization Chart

Director General

**Additional Director General
(Financing Solutions)**

**Additional Director General
(Market Access & Development)**

**Additional Director General
(Administration)**



- DD - Deputy Director
- AD - Assistant Director
- ICTO - Information & Communication Technology Officer
- DO - Development Officer
- CMSO - Chief Management Service Officer
- ICTA - Information & Communication Technology Assistant
- MSO - Management Service Officer
- MA - Management Assistant
- Dr. - Driver
- OES - Office Employees' Service

1.5 ~~Departments under the Ministry/ Main Division of the Department/Divisional Secretariats of the District Secretariat~~

1. Primary Sector Development
2. Microfinance Sector Development
3. Small and Medium Scale Sector Development
4. Strategic Planning in Development Finance

1.6 ~~Institutions/Funds coming under the Ministry/Department/Provincial Council~~

1.7 Details of the Foreign Funded Projects (if any)

Name of the Project	Donor Agency	Estimated Cost of the Project (Rs. Mn)	Project Duration
Small and Medium Sized Enterprises Line of Credit Project (SMELoC)	Asian Development Bank	61,213	2016-2024
Rooftop Solar Power Generation Line of Credit (RSPGLoC)		9,415	2019-2022

CHAPTER 02 – PROGRESS AND THE FUTURE OUTLOOK

- In a context of extreme unpredictability, the negative effects of COVID-19 Pandemic have been continued since 2020 and they have affected to each and every sector of the economy in 2021 as well. Small and Medium-Sized Enterprises (SMEs) which play an important role in Sri Lanka's economy were one of the most affected sectors by the pandemic due to lack of its dynamism. Therefore, the Government was compelled to impose several policy reforms and take immediate action to provide financial assistance to ease the financial burden of SMEs to ensure their financial stability, with the continuation of the existing SME support programs. In 2021, the Department of Development Finance, as a major institution for implementing SME support programs, led several policy reforms and SME support programs in accordance with Government initiatives.
- The Small and Medium-Sized Enterprise Line of Credit (SMELOC) Project - one of the major projects that supports SMEs, was continued in 2021 as well. It consists of three major components: SME Credit Line attached to Women Entrepreneur Finance Initiative (We-Fi) grant, Emergency Response Component (ERC) to provide permanent working capital loans for COVID-19 affected micro, small, and medium enterprises (MSMEs), and Tea Smallholder Credit Line. Under the SME Credit Line, approximately Rs. 1,900 million has been disbursed among 192 SMEs as investment loans during the year 2021, and Rs. 128 million has been disbursed among 112 women entrepreneurs as the We-Fi Grant by combining the investment loans. In addition, under ERC component, approximately Rs. 11,300 million of working capital loans have also been provided to 2,107 COVID-19-affected MSMEs in order to revitalize their businesses in 2021. Economic sectors of Agriculture and Agro-processing, Industry, Tourism, Livestock, Fisheries, etc. were consumed by these loans.
- Tea Smallholder Credit Line was implemented as a pilot project, and produced 330 loans totaling Rs. 551 million for new planting, replanting, irrigating, nursery development, and mechanization. Out of them, 265 Tea Smallholders were awarded the grant for new planting and replanting in 2021. From the total loans granted, 56 percent has been provided for replanting and 27 percent for new planting of tea smallholders.
- The Rooftop Solar Power Generation Line of Credit (RSPGLOC) Project is also a major project that have been directly implemented by the DFD with financial support of the Asian Development Bank (ADB) with the main objective of transitioning from fossil fuel to renewable energy sources in order to manage energy sources at a low cost, produced with environmentally friendly resources. Initially, ADB provided USD 50 million in 2018 with the purpose of supplying 50 MW to the national grid. As of the end of 2021, Rs. 9,415 million had been distributed among 5,449 beneficiaries, and the total fund had been successfully utilized by

supplying 70 MW to the national grid through this project, demonstrating a 140 percent achievement of its physical performance target.


- The Government has already taken steps to establish a National Credit Guarantee Institution (NCGI) as a sustainable solution to the problem of access to finance faced by SMEs, which are unable to fulfill the collateral requirements imposed by banks when obtaining funds for investment purposes. As a result, this institution will be established as a Public Limited Company under the Companies Act No. 7 of 2007, with the Government, banks, and Non-bank Financial Institutions contributing equity in collaboration with the ADB. As a result of the due diligence, twenty (20) Participatory Financial Institutions (PFIs) were chosen as initial investors in this institution.
- The fertilizer requirement of paddy cultivation for the Maha Season 2021/22 has been managed by the eco-friendly fertilizer. As a measure to implement organic fertilizer usage, the Government has taken initiative to enter into agreement with selected local eco-friendly fertilizer manufacturers to supply fertilizer worth Rs. 9,317 million, in the form of compost, liquid fertilizer and bio-fertilizer. In line with this initiative, Rs. 787 million was provided as an advance payment for the initially identified 17 new eco-friendly fertilizer producers in order to support the new comers to the fertilizer industry with a view to fulfilling the fertilizer requirement of the county. In addition, Potassium Chloride 30,000 mt. and 153,227 liters of Nano nitrogen were imported to fulfill the potassium and nitrogen requirements of the paddy cultivation during Maha Season 2021/22.
- Further, a decision was made to provide Rs. 12,500 per hectare upto a maximum of 2 hectares to farmers for producing organic fertilizer required for their cultivation on their own. For this purpose, Rs. 5,800 million has already been released to the Department of Agrarian Development. To popularize the use of organic fertilizer, the Government has decided to provide compensation on harvest reduction to the paddy farmers who utilized green agricultural inputs in their cultivation. Also, Government has announced a minimum price of Rs. 90 per kg of paddy, purchased by the Paddy Marketing Board. However, the organic fertilizer policy has been amended by the GOSL in 2022.

Production-based incentive is proposed by the Government for other field crops, instead of the fertilizer subsidy programme. At the same time, the required fertilizer for other field crops could be purchased by the farmers in the open market at a competitive market price.

- As per the Cabinet Decision dated 27.04.2021, the General Treasury was directed to arrange financial support that was required to implement the proposals of the Cabinet Memorandum including the proposal of providing subsidies to the organic fertilizer producers and farmers who are adopting organic fertilizer. Accordingly, a special loan scheme for organic fertilizer, pesticides and herbicides manufacturers at 8% interest per annum was introduced in collaboration with the Bank of Ceylon, People's Bank and Regional Development Bank. Accordingly, 22 loans amounting to

Rs. 137.5 million have been granted by the above three banks to the qualified local organic fertilizer, pesticides and herbicides manufacturers.

- The country's food security has been impeded significantly during the COVID-19 pandemic. Therefore, managing country's food security level was an important factor during 2020 - 2021. The Government made significant efforts to facilitate paddy cultivation in the country by 2021. As a result, investments on the Government's paddy cultivation have been heavily focused on distributing necessary inputs and developing required infrastructure facilities; i.e. fertilizer distribution, paddy seed supply, irrigation facilities, and the continuation of extension services were mainly focused. They were used to boost paddy production, while maintaining guaranteed paddy prices that was generally used as an incentive to encourage farmers for cultivating paddy.
- The private sector has purchased paddy at significantly higher prices than the Government-guaranteed prices set for 2021. Therefore, the Government assisted the private sector paddy purchasing process by providing the necessary funds through the banking sector, which was the primary source of funds used by the private sector millers in their paddy purchasing programs. As a result, the total number and value of loans granted to the private sector by state and private banks for purchasing paddy in 2021 have increased by 33% and 60%, respectively over the previous year.
- The "Sonduru Kedella" Housing Loan Scheme was introduced as a Budget Proposal in the Budget Speech 2021 for supporting low and middle income earners in the emerging workforce for purchasing a housing unit from housing complexes constructed by the Urban Development Authority (UDA), Urban Settlement Development Authority (USDA), and National Housing Development Authority (NHDA). The General Treasury has issued operating guidelines to arrange loan facilities through Government banks such as Bank of Ceylon (BOC), People's Bank, and National Savings Bank (NSB) at a concessionary interest rate.



Geetha Wimalaweera
Director General

CHAPTER 03 - OVERALL FINANCIAL PERFORMANCE FOR THE YEAR ENDED 31st DECEMBER 2021

3.1 Statement of Financial Performance

ACA-F

Statement of Financial Performance for the period ended 31st December 2021

Rs.

Budget 2021	Note	Actual 2021	2020		
-	Revenue Receipts	-	-		
-	Income Tax	1	-	} ACA-1	
-	Taxes on Domestic Goods & Services	2	-		
-	Taxes on International Trade	3	-		
-	Non Tax Revenue & Others	4	-		
-	Total Revenue Receipts (A)		-		
-	Non Revenue Receipts		-		
-	Treasury Imprests	36,391,751,969	69,652,175,495	ACA-3	
-	Deposits	91,525	534,945	ACA-4	
-	Advance Accounts	4,597,091	4,322,850	ACA-5/ 5(a)/ 5(b)	
-	Other Main Ledger Receipts				
-	Total Non Revenue Receipts (B)	36,396,440,585	69,657,033,291		
-	Total Revenue Receipts & Non Revenue Receipts C = (A)+(B)	36,396,440,585	69,657,033,291		
-	Remittance to the Treasury (D)		-		
-	Net Revenue Receipts & Non Revenue Receipts E = (C)-(D)	36,396,440,585	69,657,033,291		
	Less: Expenditure				
-	Recurrent Expenditure		-	} ACA-2(ii)	
48,900,000	Wages, Salaries & Other Employment Benefits	5	40,101,482		38,983,334
798,550,000	Other Goods & Services	6	706,860,349		10,329,967
36,302,700,000	Subsidies, Grants and Transfers	7	35,291,279,934		69,238,257,650
-	Interest Payments	8			
-	Other Recurrent Expenditure	9			
37,150,150,000	Total Recurrent Expenditure (F)		36,038,241,765	69,287,570,951	

Capital Expenditure					
600,000	Rehabilitation & Improvement of Capital Assets	10	422,015		} ACA-2(ii)
30,600,000	Acquisition of Capital Assets	11	1,194,064	17,251,165	
1,100,500,000	Capital Transfers	12	988,690,896	1,094,876,774	
18,180,000,000	Acquisition of Financial Assets	13	18,000,832,439	13,738,408,212	
200,000	Capacity Building	14	139,491	75,638	
12,390,000	Other Capital Expenditure	15	7,377,278	7,694,140	
19,324,290,000	Total Capital Expenditure (G)		18,998,656,183	14,858,305,929	
	Deposit Payments		503,282	16,164,578	ACA-4
	Advance Payments		5,307,115	3,551,934	ACA-5
	Other Main Ledger Payments				
	Total Main Ledger Expenditure (H)		5,810,397	19,716,512	
	Total Expenditure I = (F+G+H)		55,042,708,345	84,165,593,393	
	Balance as at 31st December J = (E-I)		(18,646,267,760)	(14,508,560,102)	
	Balance as per the Imprest Reconciliation Statement		(18,646,267,760)	(14,508,560,102)	ACA-7
	Imprest Balance as at 31st December		-	-	ACA-3
			(18,646,267,760)	(14,508,560,102)	

3.2 Statement of Financial Position

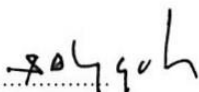
ACA-P

Statement of Financial Position
As at 31st December 2021


	Note	Actual	
		2021 Rs	2020 Rs
<u>Non Financial Assets</u>			
Property, Plant & Equipment	ACA-6	1,713,683,520	1,712,245,303
<u>Financial Assets</u>			
Advance Accounts	ACA-5/5(a)	7,657,377	6,947,352
Cash & Cash Equivalents	ACA-3	-	-
Total Assets		1,721,340,897	1,719,192,655
<u>Net Assets / Equity</u>			
Net Worth to Treasury		7,334,520	6,212,738
Property, Plant & Equipment Reserve		1,713,683,520	1,712,245,303
Rent and Work Advance Reserve	ACA-5(b)		
<u>Current Liabilities</u>			
Deposits Accounts	ACA-4	322,857	734,614
Unsettled Imprest Balance	ACA-3		
Total Liabilities		1,721,340,897	1,719,192,655

Detail Accounting Statements in ACA format Nos. 1 to 7 presented in pages from 6 to 29 and Notes to accounts presented in pages from 30 to 31 form and integral parts of these Financial Statements. The Financial Statements have been prepared in complying with the Generally Accepted Accounting Principles whereas most appropriate Accounting Policies are used as disclosed in the Notes to the Financial Statements and hereby certify that figures in these Financial Statements, Notes to accounts and other relevant accounts were reconciled with the Treasury Books of Accounts and found to in agreement.

We hereby certify that an effective internal control system for the financial control exists in the Reporting Entity and carried out periodic reviews to monitor the effectiveness of internal control system for the financial control and accordingly make alterations as required for such systems to be effectively carried out.


.....
Chief Accounting Officer
Name :S.R.Attygalle
Designation :Secretary,Ministry of
Finance


.....
Accounting Officer
Name :K.G.K.Wimalaweera
Designation: Director General
Geetha Wimalaweera


.....
Chief Financial Officer/ Chief Accountant/
Director (Finance)/ Commissioner (Finance)
Name :W.P.B.S. Abeywardana
V. P. B. S. Abeywardana
A. Director of Finance

3.3 Statement of Cash Flows

ACA-C

Statement of Cash Flows
for the Period ended 31st December - 2021

	Actual	
	2021 Rs.	Restated 2020 Rs.
<u>Cash Flows from Operating Activities</u>		-
Total Tax Receipts	-	-
Fees, Fines, Penalties and Licenses	-	-
Profit	-	-
Non-Revenue Receipts		
Revenue Collected on behalf of Other Revenue Heads	2,174,249	17,598,920
Imprest Received	36,391,751,969	69,652,175,495
Recoveries from Advance	2,477,557	1,695,759
Deposit Received	91,525	534,945
Total Cash generated from Operations (A)	36,396,495,300	69,672,005,119
<u>Less - Cash disbursed for</u>		-
Personal Emoluments & Operating Payments	747,554,557	49,713,290
Subsidies & Transfer Payments	35,216,913,485	69,168,824,465
Expenditure incurred on behalf of Other Heads		1,107,363
Imprest Settlement to Treasury		
Advance Payments	2,774,199	1,969,964
Deposit Payments	503,282	16,164,578
Total Cash disbursed for Operations (B)	35,967,745,523	69,237,779,659
NET CASH FLOW FROM OPERATING ACTIVITIES (C)=(A)-(B)	428,749,777	434,225,460

Cash Flows from Investing Activities

Interest	-	-
Dividends	-	-
Divestiture Proceeds & Sale of Physical Assets	-	-
Recoveries from On Lending	-	-
Total Cash generated from Investing Activities (D)	-	-
Less - Cash disbursed for:		
Purchase or Construction of Physical Assets & Acquisition of Other Investment	428,749,777	434,225,460
Total Cash disbursed for Investing Activities (E)	428,749,777	434,225,460
NET CASH FLOW FROM INVESTING ACTIVITIES (F)=(D)-(E)	(428,749,777)	(434,225,460)
NET CASH FLOWS FROM OPERATING & INVESTMENT ACTIVITIES (G)=(C) + (F)	0	-
Cash Flows from Financing Activities		
Local Borrowings		-
Foreign Borrowings	-	-
Grants Received	-	-
Total Cash generated from Financing Activities (H)	-	-
Less - Cash disbursed for:		
Repayment of Local Borrowings	-	-
Repayment of Foreign Borrowings	-	-
Total Cash disbursed for Financing Activities (I)	-	-
NET CASH FLOW FROM FINANCING ACTIVITIES (J)=(H)-(I)	-	-
Net Movement in Cash (K) = (G) +(J)	0	-
Opening Cash Balance as at 01st January	-	-
Closing Cash Balance as at 31st December	0	-

3.4 Notes to the Financial Statements

Basis of Reporting

1. Reporting Period

The reporting period for these Financial Statements is from 01st January to 31st December 2021.

2. Basis of Measurement

The Financial Statements have been prepared on historical cost modified by the revaluation of certain assets and accounted on a modified cash basis, unless otherwise specified.

The figures of the Financial Statements are presented in Sri Lankan rupees rounded to the nearest rupee.

3. Recognition of Revenue

Exchange and non-exchange revenues are recognised on the cash receipts during the accounting period irrespective of relevant revenue period.

4. Recognition and Measurement of Property, Plant and Equipment (PP&E)

An item of Property, Plant and Equipment is recognized when it is probable that future economic benefit associated with the assets will flow to the entity and the cost of the assets can be reliably measured.

PP&E are measured at a cost and revaluation model is applied when cost model is not applicable.

5. Property, Plant and Equipment Reserve

This revaluation reserve account is the corresponding account of PP&E.

6. Cash and Cash Equivalents

Cash & cash equivalents include local currency notes and coins on hand as at 31st December 2021.

3.5 Performance of the Revenue Collection

Rs. ,000

Revenue Code	Description of the Revenue Code	Revenue Estimate		Collection Revenue	
		Original	Final	Amount (Rs.)	as a %of Final Revenue Estimate
Not Applicable					

3.6 Performance of the Utilization of Allocation

Rs.,000

Type of Allocation	Allocation		Actual Expenditure	Allocation Utilization as a % of Final Allocation
	Original	Final		
Recurrent	11,784,650,000.00	37,150,150,000.00	36,038,241,765.37	97%
Capital	18,144,290,000.00	19,324,290,000.00	18,998,656,182.66	98%

3.7 In term of F. R. 208 grant of allocations for expenditure of this Department/District Secretariat/ Provincial Council as an agent of the other Ministries/Department.

Rs.000

Serial No.	Allocation Received from Which Ministry/ Department	Purpose of the Allocation	Allocation		Actual Expenditure	Allocation Utilization as a % of Final Allocation
			Original	Final		
	Not Applicable					

3.8 Performance of the Reporting of Non-Financial Assets.

Rs.,000

Assets Code	Code Description	Balance as per Board of Survey Report as at 31.12.2020	Balance as per Financial Position Report as at 31.12.2020	Yet to be Accounted	Reporting Progress as a %
9151	Building and Structures				
9152	Machinery and		39,428,707.31		
9153	Equipment				
9154	Land				
9155	Intangible Assets				
9160	Biological Assets		1,674,254,812.94		
9180	Work in Progress				
	Lease Assets				

3.9 Auditor General 's Report

The Auditor General's report is attached in Sinhala version.

CHAPTER 04 - PERFORMANCE INDICATORS

4.1 Performance indicators of the Institution (Based on the Action Plan)

Specific Indicators	Actual output as a percentage (%) of the expected output		
	100% - 90%	75% - 89%	50% - 74%
Loan Issued for SMELoC	96%		
Rooftop Solar Power Generation Line of Credit (RSPGLoC)	100%		

Loans issued for women Entrepreneurs (We-Fi)	100%		
Advance Payment of Selected Suppliers of Organic Fertilizer		88%	
Tea Smallholder Credit Line	100%		
JFPR Grant Component	100%		
Emergency Response Facility	100%		

CHAPTER 05 - PERFORMANCE OF THE ACHIEVING SUSTAINABLE DEVELOPMENT GOALS (SDG)

5.1 Indicate the Identified respective Sustainable Development Goals

Goal/Objective	Targets	Indicators of the Achievement	Progress of the achievement to date		
			0% - 49%	50% - 74%	75% - 100%
Goal 1. End Poverty in all its forms everywhere	1.5 Create sound policy framework at the national, regional and international levels, based on pro-poor and gender-sensitive development strategies, to support accelerated investment in poverty eradication actions	1.b.1 Proportion of Government recurrent and capital spending to sectors that disproportionately benefit women, the poor and vulnerable groups	Debt Relief Programme : Number of Borrowers: 45,139 Written-off Capital Amount by FC/MFIs Rs.: 1,255.74 Mn. Written-off Interest Amount by FC/MFIs : Rs.141.41 Mn. Government has already spent Rs. 418.58 Mn for this purpose in year 2021.		
Goal 2. End hunger, achieve food security and improved nutrition and promote	2.4 By 2030, ensure sustainable food production systems and implement resilient agricultural practices that increase productivity and production, that help	2.4.1 Proportion of agricultural area under productive and sustainable agriculture	NCRCS Loan Scheme Number of Loans: 67,576 Subsidy amount paid by government in year 2020 : Rs. 125.40 Mn Extend of Land (Acres): 260,089		

sustainable agriculture	maintain ecosystems, that strengthen capacity for adaptation to climate change, extreme weather, drought, flooding and other disasters and that progressively improve land and soil quality		<p>“Ran Aswenna” Loan Scheme Number of Loans: 7,970 Loan Amount: Rs.11,469.3 Mn The value of Treasury bonds issued for the interest subsidy to be paid under this loan scheme in the year 2021 is Rs. 718.78 Mn</p> <p>“Govi Navoda” Loan Scheme Number of Loans: 1,451 Loan Amount: Rs.682.4 Mn The value of Treasury bonds issued for the interest subsidy to be paid under this loan scheme in the year 2021 is Rs. 76.75 Mn</p> <p>Warehouse Construction 06 Warehouses were constructed in Anuradhapura, Buttala, Mannar, Kilinochchi and Polonnaruwa to store farmer’s produce such as paddy, maize, soya bean, sesame, black gram, pepper, peanut etc. during harvesting period in order to obtain a high price later</p> <p>Paddy Disposal Program Paddy Marketing Board and District Secretaries have purchased 65,726 Mt. of paddy at a cost of Rs. 3,197 Mn for SME millers and 34,821 Mt. of rice had been supplied to Lanka Sathosa at a concessionary price to be sold to customers.</p>
Goal 4. Ensure inclusive and	4.2 By 2030, ensure that all girls and boys have access to quality early	4.2.1 Proportion of children under 5 years of	“Singithi Pasala” Loan Scheme Number of Loans: 62 Loan Amount: Rs. 63.4 Mn

equitable quality education and promote lifelong learning opportunities for all	childhood development, care and pre-primary education so that they are ready for primary education	age who are developmentally on track in health, learning and psychosocial well-being, by sex	The value of Treasury bonds issued for the interest subsidy to be paid under this loan scheme in the year 2021 is Rs. 3.88 Mn ‘Rekawarana’ Loan Scheme Number of Loans: 9 Loan Amount: Rs. 44.4 Mn The value of Treasury bonds issued for the interest subsidy to be paid under this loan scheme in the year 2021 is Rs. 1.47 Mn
	4.7 By 2030, ensure that all learners acquire the knowledge and skills needed to promote sustainable development, including, among others, through education for sustainable development and sustainable lifestyles, human rights, gender equality, promotion of a culture of peace and non-violence, global citizenship and appreciation of cultural diversity and of culture’s contribution to sustainable development	4.7.1 Extent to which (i) global citizenship education and (ii) education for sustainable development, including gender equality and human rights, are mainstreamed at all levels in: (a) national education policies, (b) curricula, (c) teacher education and (d) student assessment	“My Future” Loan Scheme Number of Loans: 729 Loan Amount: Rs. 650.5Mn The value of Treasury bonds issued for the interest subsidy to be paid under this loan scheme in the year 2021 is Rs. 43.95 Mn. “Erambuma” Loan Scheme Number of Loans: 175 Loan Amount: Rs. 230.99 Mn The value of Treasury bonds issued for the interest subsidy to be paid under this loan scheme in the year 2021 is Rs. 20.51 Mn.
Goal 5 Achieve gender equality and empower all	5.1 End all forms of discrimination against all women and girls everywhere	5.1.1 Whether or not legal frameworks are in place to promote, enforce and	We-Fi Grant Number of Loans: 112 Loan Amount: Rs. 127.60 Mn

women and girls		monitor equality and non-discrimination on the basis of sex.	
Goal 7. Ensure access to affordable, reliable, sustainable and modern energy for all	7.b By 2030, expand infrastructure and upgrade technology for supplying modern and sustainable energy services for all in developing countries, in particular least developed countries, small island developing States, and land-locked developing countries, in accordance with their respective programmes of support	7.b.1 Investments in energy efficiency as a percentage of GDP and the amount of foreign direct investment in financial transfer for infrastructure and technology to sustainable development services	<p>“Rivi Bala Savi” Loan Scheme Number of Loans: 453 Loan Amount: Rs. 157.6 Mn The value of Treasury bonds issued for the interest subsidy to be paid under this loan scheme in the year 2021 is Rs. 13.34 Mn.</p> <p>RSPGLoC Number of Loans: 5,449 Loan Amount: Rs. 9,415.25 Mn</p>
Goal 8. Promote sustained, inclusive and sustainable economic growth, full and productive employment and decent work for all.	8.3 Promote development-oriented policies that support productive activities, decent job creation, entrepreneurship, creativity and innovation, and encourage the formalization and growth of micro-, small- and medium-sized enterprises, including through access to financial services.	8.3.1 Proportion of informal employment in non-agriculture employment, by sex	<p>SMELoC Number of Loans: 192 Loan Amount: Rs. 1,908 Mn</p> <p>“Jaya Isura” Loan Scheme Number of Loans: 1,000 Loan Amount: Rs. 21,357.4 Mn. The value of Treasury bonds issued for the interest subsidy to be paid under this loan scheme in the year 2021 is Rs. 1,487.64 Mn.</p> <p>“Green Loan” Scheme Number of Loans: 242 Loan Amount: Rs. 791.5 Mn The value of Treasury bonds issued for the interest subsidy to be paid under this loan scheme in</p>

			<p>the year 2021 is Rs. 39.99 Mn.</p> <p>“Diri Saviya” Loan Scheme Number of Loans: 572 Loan Amount: Rs. 413.3 Mn The value of Treasury bonds issued for the interest subsidy to be paid under this loan scheme in the year 2021 is Rs. 9.80 Mn.</p> <p>“Riya Shakthi” Loan Scheme Number of Loans: 178 Loan Amount: Rs. 613.8 Mn The value of Treasury bonds issued for the interest subsidy to be paid under this loan scheme in the year 2021 is Rs. 148.00 Mn.</p> <p>“Madya Aruna” Loan Scheme Number of Loans: 258 Loan Amount: Rs. 76.9 Mn The value of Treasury bonds issued for the interest subsidy to be paid under this loan scheme in the year 2021 is Rs. 15.02 Mn.</p> <p>“Sancharaka Poddo” Loan Scheme Number of Loans: 1,198 Loan Amount: Rs. 538.46 Mn The value of Treasury bonds issued for the interest subsidy to be paid under this loan scheme in the year 2021 is Rs. 76.90 Mn.</p> <p>“City Ride” Loan Scheme Number of Loans: 8 Loan Amount: Rs. 52.1 Mn</p>
--	--	--	---

			The value of Treasury bonds issued for the interest subsidy to be paid under this loan scheme in the year 2021 is Rs. 3.08 Mn.
Goal 11. Make cities and human settlements inclusive, safe resilient and sustainable	11.1 By 2030, ensure access for all to adequate, safe and affordable housing and basic services and upgrades slums	11.1.1 Proportion of Urban population living in slums, informal settlements of inadequate housing	<p>“Sonduru Piyasa” Loan Scheme Number of Loans: 14,834 Loan Amount: Rs. 2,958.3 Mn. The value of Treasury bonds issued for the interest subsidy to be paid under this loan scheme in the year 2021 is Rs. 153.43 Mn.</p> <p>“Home Sweet Home” Loan Scheme Number of Loans: 1,282 Loan Amount: Rs. 4,585.2 Mn The value of Treasury bonds issued for the interest subsidy to be paid under this loan scheme in the year 2021 is Rs. 204.76 Mn.</p> <p>“Sihina Maliga” Loan Scheme Number of Loans: 247 Loan Amount: Rs. 1,332.5 Mn The value of Treasury bonds issued for the interest subsidy to be paid under this loan scheme in the year 2021 is Rs. 101.29 Mn.</p>

5.2 Briefly explain the achievements and challenges of the Sustainable Development

Goals

The main objective of Sustainable Development is to inherit the natural resources of a country to future generations by utilizing them optimally by managing effectively today. With that in mind, the United Nations Development Program in 2015 introduced 17 Sustainable Development Goals to be achieved by 2030, covering 17 areas by 193 member countries. Accordingly, the objective is

to lead economies towards sustainable development through environmental sustainability, social sustainability, and economic development by connecting the key pillars of human, social, economic, and environmental factors. Sri Lanka also have being taken steps to achieve sustainable development goals and targets, in year 2030 with the participation of public sector, non-governmental organizations, and international organizations.

In order to achieve the primary and foremost objective of these Sustainable Development Goals, which is "end poverty in all its forms in everywhere", it is important to accelerate investment for productivity enhancement, provide the necessary infrastructure for priority sectors and guide development strategies with a greater focus on gender equality. Recognizing the importance of Micro, Small and Medium sized Enterprises (MSMEs) as a vital strategic sector in the economic development process, the Department of Development Finance has initiated several micro, small, and medium enterprise sector programs in order to provide the government contribution towards it. Among those, key programmes are the Small and Medium sized Enterprise Line of Credit Scheme (SMELoC) and the working capital loans scheme implemented for the SMEs affected by Covid 19 pandemic

In 2016, a loan scheme worth of US\$ 17 million was launched for SMEs with the assistance of the Asian Development Bank (ADB), to top-up the investment of SMEs and the first phase of the Loan Scheme was successfully completed in 2020. The second phase commenced in 2021 and under the second phase, ADB has agreed to provide US \$. 65 million. Out of that US\$ 45 million given for proceed further for the existing Small and Medium sized Enterprise Loan component and US \$ 20 million has been earmarked for the implementation of a loan scheme as a pilot project to facilitate tea replanting, new-planting, land development, nursery development and to mechanization of tea smallholder planters. Accordingly, by the end of 2021, Rs. 1,908 Million has been lent to 192 entrepreneurs through ten Participating Financial Institutions (PFIs) under the Small and Medium Enterprise Loan Scheme. From that amounting to Rs. 402 Mn, Rs. 356 Mn, Rs. 245 Mn and Rs. 173 Mn has been distributed among 143 entrepreneurs in the sectors of Agriculture, Manufacturing, Tourism and the other sectors respectively.

Moreover, with the spread of the Covid-19 virus, the immediate financial needs of SMEs were increased, and to minimize the impact of the business collapse, securing workers' jobs, and re-empowering SMEs that have collapsed, ADB provided US \$ 100 million (Rs. 19,348 million) under the SME Emergency Response Component, as a working capital loan. From that total allocation, 59%, equivalent to Rs. 11,365 million was provided to 2,107 entrepreneurs through 10 PFIs. Of which, 26 per cent of such loans were non-collateralized loans.

Furthermore, considering the importance of the tea industry as a major source of income for Sri Lanka and the contribution of smallholder planters to it, ADB provided US \$ 20 million for the pilot project implemented to facilitate tea new planting, replanting, nursery development, irrigation and mechanization and by the end of 2021, Rs. 747 million was allocated among the 10 PFIs. Also, Rs. 50 million has allocated in order to provide 20% from the granted loan amount as non-repayable grant to promote borrowers for tea new planting and replanting. However, by the end of the year, nearly 70 per cent from the allocated amount of Rs. 847 Mn. has been utilized and more than half of that amount has been used for tea replanting and nearly 23 per cent for tea new planting. This

will have higher impact on increasing the living standard of the people who engage in the tea sector by development of the tea production, tea exports and income therein.

Achieving food security improved nutrition and promote sustainable agriculture is another important objective of the Sustainable Development Goals. For which, it is essential to promote investment in the agricultural sector and improve product quality. This will reduce the number of people suffering from hunger enabling them to attain a non-toxic high level of nutritional meal ensuring food security while guarantee the access of adequate nutritional foods throughout the year for vulnerable people suffering from poverty. Accordingly, the Department of Development Finance actively contributes to this objective through the effective implementation of the Paddy Purchase Program and the Organic Fertilizer Provision Program.

Although the government-subsidized farmers for the purpose of increasing domestic production, many crises arose in the country due to various side effects such as the spread of chronic diseases and the contamination of natural water sources. As a solution to this, the government banned the importation of all chemical fertilizers, pesticides, and herbicides from April last year and planned to increase the dependency of local agriculture on organic fertilizers. Accordingly, in 2021/22 the Cabinet decided to grant Rs. 12,500 / - each up to a maximum of two hectares who produced the organic fertilizer by themselves and cultivated in the “Maha” season.

Those who produced organic fertilizer domestically, to meet the prevailing demand of the country, the Department of Development Finance has advanced Rs. 787 Mn. as an incentive. However, due to insufficient local organic fertilizer production for paddy cultivation, it was decided to import nano nitrogen liquid fertilizer and natural potassium chloride to meet the nitrogen requirement.

Furthermore, as the production of maize is not sufficient for animal feed production it was decided to import 200,000 Mt. of maize and 40,000 Mt. of wheat. By the end of last year, 168,565 Mt. of wheat and 15,130 Mt. of maize were imported.

The Government also intervened in 2021 to increase the availability of whole grains and vegetables in the market at an affordable price to ensure the food security for people. The Government took appropriate measures to control the price hike which caused due to the Covid -19 pandemic and the resulting impacts to the livelihoods as a consequence of escalating prices of the essential commodities in the country.

Accordingly, the Government successfully implemented the purchase of paddy under the Government Guaranteed Pricing Program in 2021 to alleviate the inconvenience caused to consumers by the increase in the price of rice, the staple food of the people. Paddy Marketing Board and District Secretaries/ Government Agents Purchased 65,726 Mt. of paddy from small and medium scale paddy mill owner’s worth of Rs. 3,197 Mn. and delivered 34,821 Mt. of rice at a concessionary price to customers through Lanka Sathosa.

The Government also directly contributed to the supply of local green gram, as a substitute food for imported dhal, to consumers at a concessionary price due to the increase in the price of imported dhal in the wake of the Covid-19 pandemic.

Accordingly, the Government directly purchased 413 Mt of green gram from Ampara, Anuradhapura, Polonnaruwa, Moneragala, Vavuniya, Rathnapura and Puttalam districts at a cost of

Rs. 509 million. and was provided to consumers through the Lanka Sathosa sales network at a concessionary price of Rs 225/= a kilogramme. Through this, the challenge of meeting the basic nutritional needs of consumers was met in the face of the rising cost of living, which also provided green gram growers in rural areas with adequate income to manage the rising cost of living due to higher prices for their produce.

Additionally, as a solution to the difficulties faced by those living in densely populated districts of Colombo, Gampaha and Kalutara as a consequence of escalating prices of vegetables, in collaboration with the District Secretaries / Government Agents, vegetables worth Rs 3 million were sold at a concessionary price in each district. All these measures taken by the government have enabled the supply of nutritious food to the rural, semi-urban and urban households at an affordable price in the market.

Gender Equality and Empowering Women and Girls are one of the prominent goals under Sustainable Development Targets. In light of economic development, females' contribution plays a pivotal role. Hence, ADB, has made an initiative to develop skills of the females to become entrepreneurs giving financial assistance for female entrepreneurs under Women Entrepreneurship Initiative (We-Fi) and thereby improving the household income and contribute to the economy of the country.

Under the Wi-Fi loan scheme, a woman entrepreneur is eligible to obtain a business loan which encompasses a 10% grant component of the principal loan amount. The grant component is increased to 15% if the said women entrepreneur is from a lagging region such as Northern, Eastern, Uva and Sabaragamuwa Provinces. This grant component can further be increased to 25%, if the entrepreneur participates in the "Women Entrepreneurship Training" conducted by ADB. When this grant scheme started in 2021, through the 10 PFIs, 112 Women Entrepreneurs received Rs. 128 Mn as a grant to ease their liabilities and encourage them to take loans from the banking system to conduct their business.

Another important target of Sustainable Development Goals is to ensure access to affordable, reliable, sustainable and modern energy for all. Power is a basic requirement or an input of the economic process. Although, incremental power usage is an advantage for every industry, supplying this exceeding demand has caused so many issues. Although hydroelectricity is a cheap source of energy, the scarcity of the water has resulted to turn to the fossil fuel. Therefore, instead of fossil energy, the Government has encouraged to use the low cost environmentally friendly "renewable energy" sources. Accordingly, ADB has introduced "Roof Top Solar Power" Project in 2019. For this project ADB has lent Rs. 9,415mn (US\$ 50 Mn.). This total loan amount was disbursed among the 5,449 borrowers even prior to the completion of the project period.

From the granted loan amount 48% amounting to Rs. 4,588.67Mn has been disbursed in Colombo, Jaffna and Gampaha districts which has an excess demand for electricity. The credit facility was given for commercial & domestic purposes and out of that 71% was for domestic loans. Furthermore, of this power, more than 70MW has been added to the National grid and considering the demand for this credit line and with the purpose of encouraging environmentally friendly power source. The second phase of this credit line with US\$ 50 Mn. is expected from the ADB.

CHAPTER 06 –HUMAN RESOURCE PROFILE

6.1 Cadre Management

	Approved Cadre	Existing Cadre	Vacancies/(Excess)**
Senior	21	13	08
Tertiary	01	01	0
Secondary	23	22	01
Primary	12	12	0

6.2 ** Briefly state how the shortage or excess in human resources has been affected to the performance of the institution.

Duties of the vacancy job covered by the officials who are working in the department.

6.3 Human Resource Development

Name of the Programme	No. of Staff Trained	Duration of the programme	Total Investment (Rs. '000)		Nature of the Programme (Abroad/Local)	Output/Knowledge Gained*
			Local	Foreign		
Data Analysis and Applications for Digitalization in SMEs	01	04 days			Local	Making investment decision in SMEs using the computer based application.
Accounting Role and Monetary Regulations	01	02 Days	10,000		Local	Gained a good knowledge of the practical application in accounting
Office Management and Financial Regulations	01	02 Days	8,000		Local	Obtained a good knowledge of office management and financial regulations

Procurement Process	01	01 Day	5,000		Local	Received a knowledge of new rules and regulations of the procurement process.
Government Vehicle Maintenance	01	01 Day	5,000		Local	Learned How to maintain official vehicles properly
Duty Training in the Office Assistant Service	01	02 Days	8,000		Local	Learned, how to deliver the service to the relevant workplace more effectively
Driving Skill Development	01	02 Days	8,000		Local	The Subject matter was able to updated.

*Briefly state how the training programme contributed to the performance of the institution.

CHAPTER 07 – COMPLIANCE REPORT

No.	Applicable Requirement	Compliance Status (Complied/Not Complied)	Brief Explanation for Non Compliance	Corrective Actions Proposed to Avoid Non-Compliance in Future
1.	The following Financial Statements/Accounts have been submitted on due date.			
1.1	Annual Financial Statements.	Complied		
1.2	Advance to public offers account	Complied		
1.3	Trading and Manufacturing Advance Accounts (Commercial Advance Account)	Not Applicable		
1.4	Stores Advance Accounts	Complied		
1.5	Special Advance Accounts	Complied		
1.6	Others	Complied		
2.	Maintenance of Books and Registers (FR445)			
2.1	Fixed assets register has been maintained and update in terms of Public Administration Circular No. 267/2018	Complied		
2.2	Personal emoluments register/personal emoluments cards has been maintained and update.	Complied		
2.3	Register of Audit queries has been maintained and update.	Complied		

2.4	Register of Internal audit reports has been maintained and update.	Complied		
2.5	All the monthly account summaries (CIGAS) are prepared and submitted to the Treasury on due date.	Complied		
2.6	Register for cheques and money order has been maintained and update.	Complied		
2.7	Inventory register has been maintained and update.	Complied		
2.8	Stocks Register has been maintained and update.	Complied		
2.9	Register of Loses has been maintained and update.	Complied		
2.10	Commitment Register has been maintained and update.	Complied		
2.11	Register of Counterfoil Books (GA-N20) has been maintained and update.	Complied		
3.	Delegation of functions for financial control (FR 135)			
3.1	The financial authority has been delegated within the institute.	Complied		
3.2	The delegation of financial authority has been communicated within the institute.	Complied		
3.3	The authority has been delegated in such manner so as to pass each transaction through two or more officers.	Complied		
3.4	The control has been adhered to by the Accountants in terms of State Account Circular No. 171/2004 dated 11.05.2014 in using the Government Payroll	Complied		

	Software Package.			
4.	Preparation of Annual Plans			
4.1	The Annual Action Plan has been prepared.	Complied		
4.2	The Annual Procurement Plan has been prepared.	Complied		
4.3	The Annual Internal Audit Plan has been prepared.	Complied		
4.4	The Annual Estimate has been prepared and submitted to the National Budget Department on due date.	Complied		
4.5	The annual cash flow has been submitted to the Treasury Operations Department (TOD) on time.	Complied		
5.	Audit Queries			
5.1	All the audit queries has been replied within the specified time by the Auditor General.	Complied		
6.	Internal Audit			
6.1	The Internal Audit Plan has been prepared at the beginning of the year after consulting the Auditor General in terms of Financial Regulation 134 (2) DMA/1-2019	Complied		
6.2	All the internal audit reports has been replied within one month.	Complied		
6.3	Copies of all the internal audit reports has been submitted to the Management Audit Department in terms of Sub-section 40(4) of the	Complied		

	National Audit Act No. 19 of 2018.			
6.4	All the copies of internal audit reports has been submitted to the Auditor General in terms of Financial Regulation 134 (3).	Complied		
7.	Audit and Management Committee			
7.1	Minimum 04 meetings of the Audit and Management Committee have been held during the year as per the DMA Circular 1 - 2019	Complied		
8.	Asset Management			
8.1	The information about purchases of assets and disposals was submitted to the Comptroller General's Office in terms of Paragraph 07 of the Asset Management Circular No. 01/2017.	Complied		
8.2	A suitable liaison officer was appointed to coordinate the implementation of the provisions of the circular and the details of the nominated officer was sent to the Comptroller General's Office in terms of Paragraph 13 of the aforesaid circular.	Complied		
8.3	The board of survey was conducted and the relevant reports submitted to the Auditor General on due date in terms of Public Finance circular No. 05/2016.	Complied		

8.4	The excesses and deficits that were disclosed through the board of survey and other relating recommendations, actions were carried out during the period specified in the circular.	Complied		
8.5	The disposal of condemn articles had been carried out in terms of FR 772.	Complied		
9.	Vehicle Management			
9.1	The daily running charts and monthly submitted to the Auditor General on due date.	Complied		
9.2	The condemned vehicles had been disposed of within a period of less than 6 months after condemning.	Not Applicable		
9.3	The vehicle logbooks had been maintained and updated.	Complied		
9.4	The action has been taken in terms of FR 103, 104, 109 and 110 with regard to every vehicle accident.	Complied		
9.5	The fuel consumption of vehicles has been re-tested in terms of the provisions of paragraph 3.1 of the Public Administration Circular No. 30/2016 of 29.12.2016	Complied		
9.6	The absolute ownership of the leased vehicle log books has been transferred after the lease term.	Complied		
10.	Management of Bank Account			
10.1	The bank reconciliation statements had been prepared, got certified and made ready for audit by the due date.	Complied		

10.2	The dormant accounts that had existed in the year under review or since previous years settled.	Complied		
10.3	The action had been taken in terms of Financial Regulations regarding balances that had been disclosed through bank reconciliation statements and for which adjustments had to be made and had those balances been settled within one month.	Complied		
11.	Utilization of Provisions			
11.1	The provisions allocated had been spent without exceeding the limit.	Complied		
11.2	The liabilities not exceeding the provisions that remained at the end of the year as per the FR 94(1).	Complied		
12.	Advances to Public Officers Account			
12.1	The limits had been complied with	Complied		
12.2.	A time analysis had been carried out on the loans in arrears.	Complied		
12.3	The loan balances in arrears for over one year had been settled.	Complied		
13.	General Deposit Account			
13.1	The action had been taken as per FR 571 in relation to disposal of lapsed deposits.	Complied		
13.2	The control register for general deposits had been updated and maintained.	Complied		

14.	Imprest Account			
14.1	The balance in the cash book at the end of the year under review remitted to TOD.	Complied		
14.2	The ad-hoc sub imprests issued as per FR 371 settled within one month from the completion of the task.	Complied		
14.3	The ad-hoc sub imprests had been issued exceeding the limit approved ass per FR 371.	Complied		
14.4	The balance of the imprest account had been reconciled with the Treasury books monthly.	Complied		
15.	Revenue Account			
15.1	The funds from the revenue had been made in terms of the regulations.	Complied		
15.2	The revenue collection had been directly credited to the revenue account without credited to the regulations.	Complied		
15.3	Returns of arrears of revenue forward to the Auditor General in terms of FR 176.	Complied		
16.	Human Resources Management			
16.1	The staff had been paid within the approval cadre.	Complied		
16.2	All members of the staff have been issued a duty list in writing.	Complied		
16.3	All reports have been submitted to the Management Service Department in terms of their	Complied		

	circular No. 04/2017 dated 20.09.2017			
17.	Provision of Information to the Public			
17.1	An information officer has been appointed and a proper register of information is maintained and updated in terms of Right To Information Act. and Regulation.	Complied		
17.2	Information about the institution to the public have been provided by website or alternative measures and has it been facilitated to appreciate/allegation to public against the public authority by this website or alternative measures.	Complied		
17.3	Bi-Annual and Annual Reports have been submitted as per section 08 and 10 of the RTI Act.	Complied		
18.	Implementing Citizen Charter			
18.1	A citizens charter/ Citizen client's charter has been formulated and implemented by the institution in terms of the circular number 05/2008 and 05/2018 91) of Ministry of Public Administration and Management.	Complied		
18.2	A methodology has been devised by the Institution in order to monitor and assess the formulation and the implementation of Citizens charter/ Citizen client's charter as per paragraphs 2.3 of the circular.	Complied		

19.	Preparation of the Human Resource Plan			
19.1	A human resource plan has been prepared in terms of the format in Annexure 02 of Public Administration Circular No. 02/2018 dated 24.01.2018	Complied		
19.2	A minimum training opportunity of not less than 12 hours per year for each member of the staff has been ensured in the aforesaid Human Resource Plan.	Complied		
19.3	Annual performance agreements have been signed for the entire staff based on the format in Annexure 01 of the aforesaid Circular.	Complied		
19.4	A senior officer was appointed and assigned the responsibility of preparing the human resources development plan, organizing capacity building programmes and conducting skill development programmes as per paragraph No. 6.5 of the aforesaid Circular.	Complied		
20.	Responses Audit Paras			
20.1	The shortcomings pointed out in the audit paragraphs issued by the Auditor General for the previous years have been rectified.	Complied		