

Ministerial Results Framework Ministry of Irrigation

The promotion of efficient water use in the irrigation sector is the major objective of the Ministry of Irrigation while enhancing the availability of water for the development of other sectors which brings comparatively higher returns required for economic development. Ministry is entrusted and committed for the smooth implementation of its mandatory functions by formulating relevant policies, regulating and providing necessary guidance and facilitation in collaboration with its five implementing arms for sustainable development of the sector.

VISION

The Island sustainably use every drop of water.


MISSION

We manage, develop and conserve water resources make it accessible for every user

The MOI will contribute to achieve the following key outcome targets.

Key Outcome Targets - 2026

- Increase the paddy/OFC/other crops cultivated land area out of cultivable land area of 108,497 hc, from 98% to 100% in Maha season and from 93% to 95% in Yala season.
- Develop new paddy extent of 4,111 hectares.
- Improve farmer satisfaction on provision of irrigated water up to 80 % in 2026.
- Increase the existing volume of water release for agricultural purposes by 2.6%, from 2,838 MCM in 2022 to 2,911 MCM.
- Increase the existing volume of water release for Hydropower generation by 5% from 9,938 MCM in 2022 to 11,161 MCM.
- Increase the existing volume of water release for drinking purposes by 13%, from 777 MCM in 2022 to 881 MCM.
- Increase the existing volume of water released for industry & other purposes by 63%, from 45.8 MCM in 2022 to 75 MCM.
- Increase GAP adoption by trained farmers from 10% in 2022 to 100%.



සමන් දර්ශන පාඨකෝරාළු


ලේකම්

වාරිමාර්ග අමාත්‍යාංශය

අංක: 500, ඩී.බී. ජයා මාවත,

කොළඹ 10.

Entity	#	Key Outputs	Key Performance Indicator	Baseline	Targets	
				2021/22	2024	2026
ID	01	Increased efficiency in irrigated water (water duty)	Quantity of water duty in Maha (Ac ft/Ac)	3.5	3.5	3.3
			Quantity of water duty in Yala (Ac ft/Ac)	4.8	4.8	4.6
	02	Increased surface water storage capacity in 208 tanks	Level of water storage capacity of all reservoirs (MCM)	4,180	4,195	4,200
	03	Improved access to raw water for drinking from reservoirs/ rivers.	Volume of water supplied to NWSDB against the demand (MCM/year)	550	577	600
			Volume of water supplied for industries against the demand (MCM/year)	13	14	15
	04	Increased knowledge and skills of farmer organizations in water management	No. of Farmer organizations with acceptable knowledge	20,000	22,000	24,000
	05	Improved efficiency in maintenance of irrigation infrastructure.	Length of distribution canals rehabilitated out of total length of 2,651 km	2,218	2,500	2,500
			Adherence to the scheduled distribution canal rehabilitation (4 times per year) (%)	100	100	100
			Length of feeder canal rehabilitated out of total length of 5,694 km	4,489	5,000	5,600
			Adherence to the scheduled feeder canal rehabilitation (4 times per year) (%)	100	100	100
			Length of drainage canal rehabilitated out of total length of 3,800 km	419	800	1,200
			Length of agricultural road rehabilitated out of total length of 8,500 (km)	419	800	1,200
MASL	06	Increased efficiency in irrigated water (water duty)	Quantity of water duty in Maha (Ac ft/Ac)	4.3	3.7	3.6
			Quantity of water duty in Yala (Ac ft/Ac)	5.7	4.2	4.1
	07	Increased access to water for other purposes in Mahaweli areas	Quantity of water accessed for other purposes (MCM)	236	284	337




Saman Darshana Pandikorala
Secretary
Ministry of Irrigation
No: 500, T.B. Jayah Mawatha,
Colombo 10.

Entity	#	Key Outputs	Key Performance Indicator	Baseline	Targets	
				2021/22	2024	2026
	08	Transformed farmer organization from functional to commercial level	No. of transformed farmer organizations out of 1,070 total farmer organizations	8	15	25
	09	Increased access to land for farmers in Mahaweli areas	No. of permits newly issued	-	1,000	3,000
			No. of deeds newly issued	-	15,000	19,000
			Extent of land released for development-cumulative (ha) '000	176.7	184.3	186.5
	10	Increase knowledge on Good Agricultural Practices (GAP) in Mahaweli areas	No. of farmer societies trained	3	6	10
			No. of farmers engaged in GAP out of total trained	220	320	500
	11	Increased knowledge on Integrated Plant Nutrient Management	No. of farmers trained	-	24,000	96,000
CECB/ CESL	12	Increased access to consultancy services	Consultancy services income (Rs. Mn.)	1,876	1,817	2,199
			% of delayed contract deliverables	10	0	0
			Amount of liquidated damages paid (Rs. Mn.)	-	0	0
			No. of complaints received on quality of consultancy contracts.	86	0	0
CESL	13	Increased compliance to professional standards	Level of compliance (%)	-	100	100
			No of incidences on non-compliances	-	0	0

Abbreviations;

- ID - Department of Irrigation
MASL - Mahaweli Authority of Sri Lanka
CECB - Central Engineering Consultancy Bureau
CESL - Central Engineering Services (Pvt) ltd. Sri Lanka



Saman Darshana Pandikorala
Secretary
Ministry of Irrigation
No: 500, T.S. Jayah Mawatha,
Colombo 10.